

FY2025

CMAP monthly financial report

December 2024



Chicago Metropolitan
Agency for Planning

Monthly Revenue and Expenditure Report

As of December, 2024

The overall purpose of monthly financial reports is to provide key information on performance of revenues as well as expenses. Therefore, the following items for the month are being presented to the Executive Committee:

- Monthly cash overview.
- Fiscal year-to-date revenue and expenditure overview.

Monthly Cash Overview, December 2024

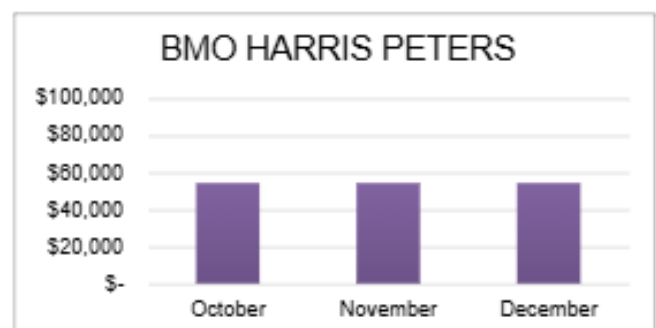
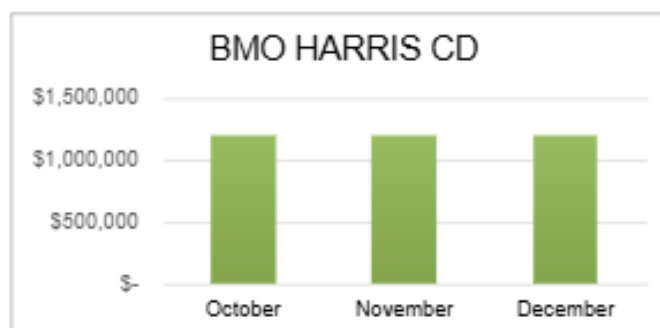
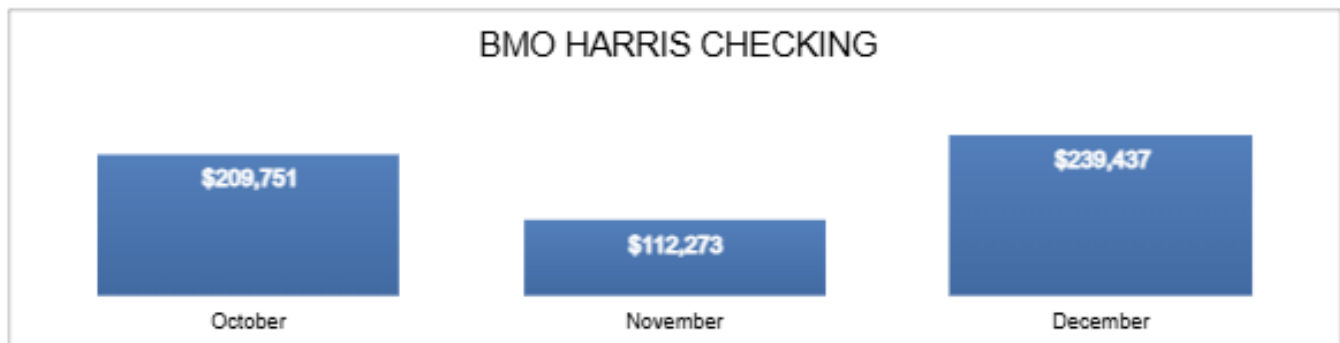
What caused the change in balance for each of the cash accounts?

BMO Harris Checking Account: Wire transfers of \$4.8 million from the General Investment account funded operating activities for the month. Operating activities were comprised of \$0.9 million in personnel related costs, and \$3.8 million in payables.

BMO Harris General Investment Account: Wire transfers received in the amount of \$3.3 million resulting from monthly revenue activity, partially funded \$4.8 million in transfers to the Checking account for the month.

BMO Harris CD: No activity has occurred in this account during FY2025.

BMO Harris Peters Fellowship Account: Monthly interest was the only activity in this account during FY2025.



Transaction Register, December 2024

Number	Date	Vendor Name	Transaction Description	Amount
14942	12/2/2024	Blue Cross Blue Shield of Illinois	Cobra/Retirees Health 12/2024	\$138,996.72
14943	12/5/2024	ADP Screening & Selection Services Inc	Background screening 11/2024	\$394.70
14944	12/5/2024	Arctic Information Technology Inc	ERP Professional Services	\$194,535.00
14945	12/5/2024	Budget Rent A Car System Inc	Agency rental car expenses	\$238.78
14946	12/5/2024	DIG IN Inc	EJ Coaching 11/2024-2/2025	\$1,800.00
14947	12/5/2024	HDR Engineering Inc	SS4A Lake County 9/2024	\$54,504.45
14948	12/5/2024	High Street Consulting Group LLC	UWP Regional Transp 9/2024	\$3,566.25
14949	12/5/2024	HW Lochner Inc	SS4A Kane SAP 9/2024	\$45,953.30
14950	12/5/2024	ICF Incorporated LLC	UWP Congestion Mgmt 8/2024	\$57,214.44
14951	12/5/2024	Oates Associates Inc	Berwyn PROW ADA Transit 9/2024	\$29,465.00
14952	12/5/2024	KATHLEEN REIGSTAD	in region travel	\$14.13
14953	12/5/2024	Resource Systems Group Inc	Household Travel Survey 9/2024	\$78,957.57
14954	12/5/2024	LLC Resultant	UWP Data Governance 9/2024	\$37,142.50
14955	12/5/2024	Will County Governmental League	Will COM In-kind 10/2024	\$11,822.84
14956	12/5/2024	Comcast	TV Service Fee 11/11-12/10/24	\$100.52
70255	12/5/2024	Hannah News Service	Hannah News Serv subscription	\$2,699.00
70256	12/5/2024	State Employee Retirement System of Illinois	Employees WH 11/2024	\$9,741.08
70257	12/5/2024	University of Illinois	Term 2 Cook County/UIC 9/2024	\$31,816.95
70258	12/5/2024	University of Illinois	NWPA Water Supply - task 3	\$30,000.00
14957	12/9/2024	Comcast	Internet 11/2024	\$1,005.00
14958	12/12/2024	SEMA ABULHAB	WTS conference training	\$139.05
14959	12/12/2024	ADO Professional Solutions Inc	FY25 Accounting Temp Services	\$13,101.45
14960	12/12/2024	AECOM Technical Services Inc	Safety Action Plans 10/2024	\$44,513.34
14961	12/12/2024	ERIN L ALEMAN	E. Aleman - ACEC Fall Conf	\$1,548.40
14962	12/12/2024	Arctic Information Technology Inc	ERP Professional Serv 10/2024	\$3,240.00
14963	12/12/2024	Baker Tilly Virchow Krause & Company LLP	FY25 Accounting Services	\$22,911.25
14964	12/12/2024	Chicago Transit Authority	Loop Rail Capacity Modeling	\$56,886.53
14965	12/12/2024	Christopher James Danley & Brenda Christine Danley	Roselle PROW ADA 10/2024	\$61,082.85
14966	12/12/2024	Civiltech Engineering Inc	PMO serv for ADA Plans 11/2024	\$4,845.00
14967	12/12/2024	CliftonLarsonAllen LLP	Accounting Services (2010.046)	\$32,775.00
14968	12/12/2024	Elrod Friedman LLP	Legal Services 11/2024	\$76.00
14969	12/12/2024	HDR Engineering Inc	SS4A Lake County 10/2024	\$45,471.11
14970	12/12/2024	Health Care Cost Management Inc	FSA Admin Fees 11/2024	\$3,036.53
14971	12/12/2024	HR Source	Employee Engagement Survey	\$3,125.00
14972	12/12/2024	ICF Incorporated LLC	UWP Congestion Mgmt 10/2024	\$22,169.74

14973	12/12/2024	LaSalle Network	Admin Temp services FY25	\$1,190.40
14974	12/12/2024	Multilingual Connections	Interpretation and Translation	\$555.12
14975	12/12/2024	Oates Associates Inc	PAO A: Berwyn PROW ADA 10/2024	\$24,805.00
14976	12/12/2024	Optum Bank	HSA Acct Fees 7-9/2024	\$321.75
14977	12/12/2024	Resource Systems Group Inc	Freight Model Scenario 10/2024	\$3,442.32
14978	12/12/2024	Sam Schwartz Engineering	SS4A Federal 9/2024	\$77,282.08
14979	12/12/2024	LLC SK Global Software	FY25 UWP Subscription Fees TAS	\$562.50
14980	12/12/2024	SLG Innovation Inc	11/24 IT Consulting	\$75,553.55
14981	12/12/2024	West Central Municipal Conference	WCMC (2010.623) Annual Dinner	\$220.00
14982	12/12/2024	WSP USA INC.	SS4A Will SAP 8-9/2024	\$84,247.40
14983	12/12/2024	Optum Bank	HSA Contributions EE	\$3,731.22
70259	12/12/2024	Hertz Corporation	Rental car expenses_RN	\$114.85
14984	12/17/2024	ComEd	Electricity 11/2024	\$1,219.56
14985	12/19/2024	ADO Professional Solutions Inc	FY25 Accounting Temp Services	\$2,358.06
14986	12/19/2024	ERIN L ALEMAN	Erin Aleman - Air Travel	\$2,466.21
14987	12/19/2024	ALEXANDER BEATA	Registration fee NUTC	\$60.00
14988	12/19/2024	CBIZ Risk and Advisory Services LLC	IT Security Analysis	\$50,565.00
14989	12/19/2024	Center for Neighborhood Technology	Equitable Engagement 11/2024	\$486.00
14990	12/19/2024	City of Chicago Department of Transportation	CDOT Vision Zero S. 1-5/2023	\$6,145.84
14991	12/19/2024	Cogent Communications Inc	ISP agreement 12/2024	\$752.25
14992	12/19/2024	Deloitte & Touche LLP	RIA program mgmt 10/2024	\$20,056.33
14993	12/19/2024	EcolInteractive Inc	Subscription - SAAS 11/2024	\$15,736.08
14994	12/19/2024	First Communications LLC	Telephone 12/2024	\$2,336.76
14995	12/19/2024	RYAN GOUGIS	In-region travel - SSMMA	\$72.50
14996	12/19/2024	GRM Information Management Services of Chicago LLC	Offsite Storage 11/2024	\$311.50
14997	12/19/2024	High Street Consulting Group LLC	Regional Transpo 10/2024	\$16,530.00
14998	12/19/2024	Houseal Lavigne Associates LLC	Harvey Comp Plan UWP 10/2024	\$4,075.00
14999	12/19/2024	HW Lochner Inc	SS4A 80% Federal 10/2024	\$97,772.14
15000	12/19/2024	Intermodal Association of North America	Analyzer Data for FY24	\$900.00
15001	12/19/2024	Iron Mountain	Shredding Services 11/2024	\$11.95
15002	12/19/2024	Inc. Jacobs Engineering Group	SS4A Cook SAP 10/2024	\$48,979.50
15003	12/19/2024	Kimley-Horn and Associates Inc	Chicago Heights ADA TP 11/2024	\$47,803.00
15004	12/19/2024	LaSalle Network	Admin Temp services FY25	\$3,868.83
15005	12/19/2024	Lyndon Valicenti	SS4A Engagement 10/2024	\$38,326.12
15006	12/19/2024	Metra	Sustainability Plan 10/2024	\$30,400.00
15007	12/19/2024	Northwest Municipal Conference	Northwest COM 9/2024	\$20,728.31

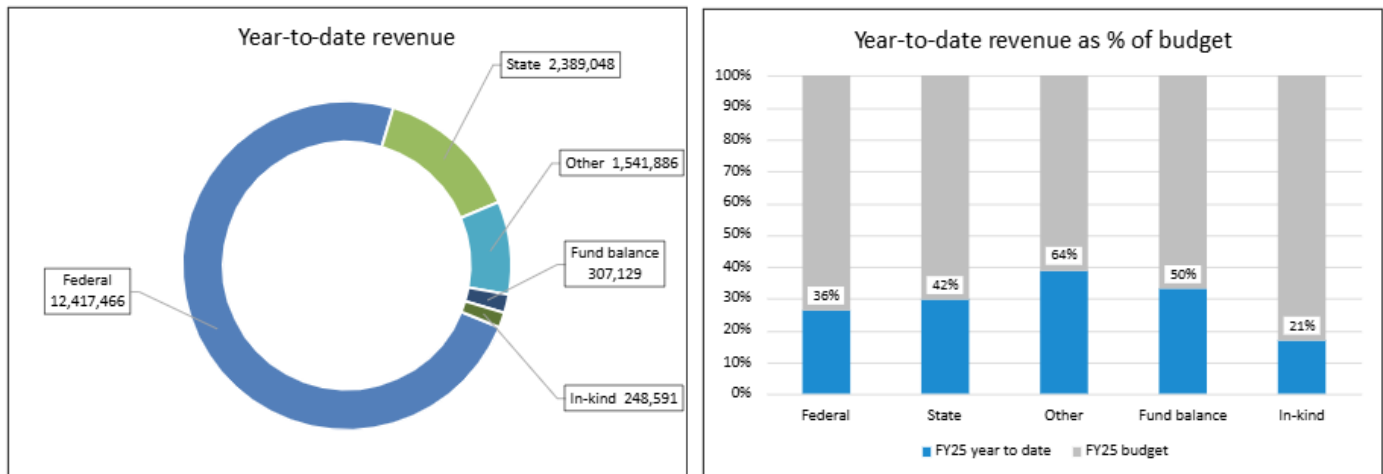
15008	12/19/2024	Oates Associates Inc	La Grange Park PROW 10/2024	\$97,285.00
15009	12/19/2024	P&M Holding Group LLP	Organizational Change Mgmt	\$33,105.00
15010	12/19/2024	Pace Suburban Bus Service	Pace 7/7-10/26/24	\$63,009.54
15011	12/19/2024	Resource Systems Group Inc	FY2025 UWP 10/2024	\$75,294.58
15012	12/19/2024	LLC Resultant	Data Governance 10/2024	\$41,931.25
15013	12/19/2024	LLC Sam Schwartz Consulting	SS4A Federal 10/2024	\$46,907.12
15014	12/19/2024	SB Friedman and Company	Market & Demographic Analysis	\$23,810.00
15015	12/19/2024	Sikich LLP	ANNUAL AUDIT FY25 (PD IN FY25)	\$22,750.00
15016	12/19/2024	LLC SK Global Software	FY25 UWP Subscription Fees TAS	\$56.25
15017	12/19/2024	SRF Consulting Group Inc	NW Cook Transit Study 8/2024	\$30,018.07
15018	12/19/2024	TierPoint LLC	Bandwidth; power 10-11/2024	\$8,203.94
15019	12/19/2024	West Central Municipal Conference	N Central COM 11/2024	\$10,149.87
15020	12/19/2024	Will County Governmental League	Will COM 11/2024	\$10,779.25
15021	12/19/2024	WSP USA INC.	SS4A Federal 80% 10/2024	\$16,979.49
70260	12/19/2024	Maximus Consulting Services Inc	FY25 Indirect Cost Rate Propos	\$12,500.00
70261	12/19/2024	Moodys Analytics Inc	Analytics Forecast 11/2024-25	\$24,854.00
70262	12/19/2024	University of Illinois	Term 2 Cook County/UIC 10/2024	\$81,572.33
15022	12/23/2024	Vision Service Plan (IL)	Vision Retiree 12/2024	\$1,508.99
15023	12/26/2024	601W Companies Chicago MT LLC	Rent 1/2025	\$201,568.66
15024	12/26/2024	AECOM Technical Services Inc	Pavement Cohort 7/26-10/18/24	\$155,654.60
15025	12/26/2024	WILLIAM M BARNES	Registration for William Barne	\$953.95
15026	12/26/2024	Blue Cross Blue Shield of Illinois	Medical/Dental/Vision 1/2025	\$157,801.56
15027	12/26/2024	Budget Rent A Car System Inc	Agency rental car expenses	\$155.05
15028	12/26/2024	Chicago Office Technology Group	Copier Maint 11/22-12/21/24	\$378.37
15029	12/26/2024	Creative Financial Staffing LLC	FY25 Temp Services - SP, MW	\$21,323.11
15030	12/26/2024	Delta Dental - Risk	Dental PPO 1/2025	\$8,349.08
15031	12/26/2024	Mutual of Omaha	Life Insurance EE 1/2025	\$6,103.41
15032	12/26/2024	Oates Associates Inc	Berwyn PROW ADA TP 11/2024	\$41,151.63
15033	12/26/2024	KATARZYNA M PIOTROWSKA	In-regional travel for FY25 (2	\$51.24
15034	12/26/2024	LLC Resultant	Data Governance 11/2024	\$40,441.25
15035	12/26/2024	LP TVG-MGT Holdings	FY25 Temp Services Cheryl Mosq	\$17,290.00
15054	12/26/2024	Optum Bank	HSA Contributions EE 12/27/24	\$5,581.22
15036	12/30/2024	ADO Professional Solutions Inc	FY25 Accounting Temp Services	\$9,432.61
15037	12/30/2024	AECOM Technical Services Inc	Pavement Cohort 10/19-12/13/24	\$109,582.20
15038	12/30/2024	JULIE BURROS	Meeting Travel expenses	\$116.40

15039	12/30/2024	CDM Smith Inc.	Corridor Development PMO	\$113,944.75
15040	12/30/2024	City Club of Chicago	Registration - Rachel Arfa	\$770.00
15041	12/30/2024	Coffee Unlimited	Cafe/Kitchen Supplies	\$1,634.21
15042	12/30/2024	RYAN GOUGIS	CAPAG Membership Dues	\$95.00
15043	12/30/2024	JANE GROVER	Lake County event registration	\$162.50
15044	12/30/2024	Health Care Cost Management Inc	Health FSA PR WH 12/27/24	\$2,783.03
15045	12/30/2024	HOLLY L HUDSON	Meeting Travel expenses	\$1,773.51
15046	12/30/2024	ICF Incorporated LLC	Resilience Improvement 10/2024	\$48,688.87
15047	12/30/2024	LaSalle Network	Admin Temp services FY25	\$1,488.01
15048	12/30/2024	ALEXIS R MCADAMS	AGU Conference registration	\$2,781.85
15049	12/30/2024	Metra	Metra In-kind 7-10/2024	\$307,669.93
15050	12/30/2024	STEPHANE PHIFER	Kane County Planners Reg	\$962.98
15051	12/30/2024	Resource Systems Group Inc	House Travel Survey 11/2024	\$104,931.99
15052	12/30/2024	LLC Sam Schwartz Consulting	PAO A: Cicero UWP 11/2024	\$8,954.35
15053	12/30/2024	South Suburban Mayors & Managers Association	Registration - SSMMA Event	\$65.00
15057	12/30/2024	BMO Harris Bank Master Card	Welmap Staff Appreciation Even	\$9,314.63
Total				\$3,711,546.24

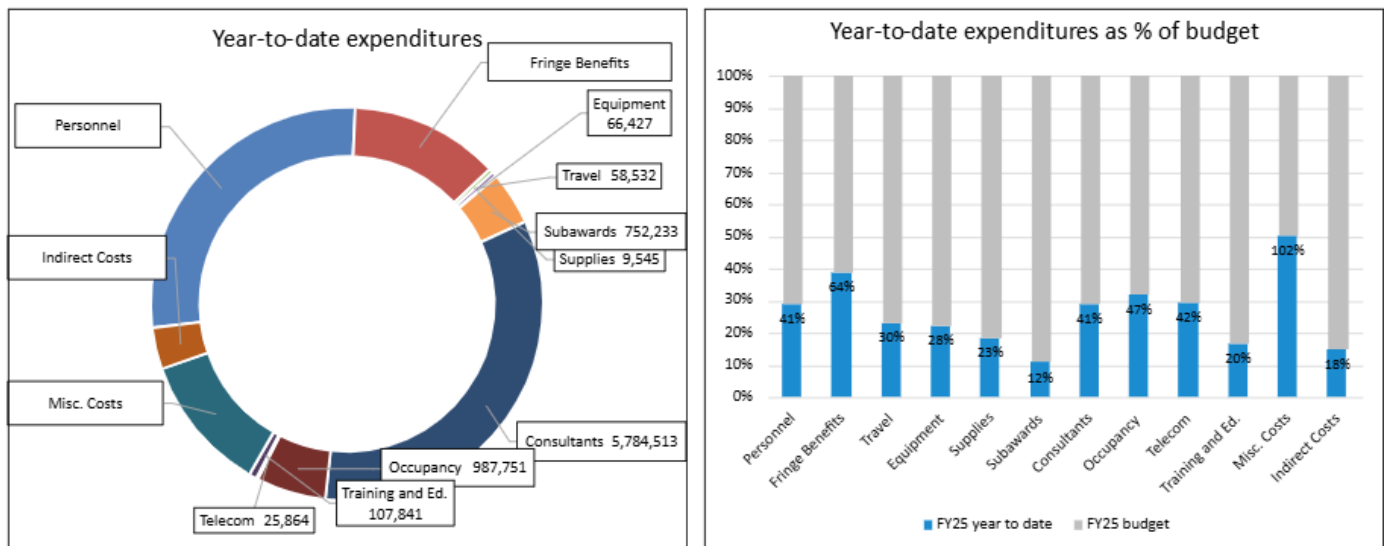
Fiscal Year-to-date Revenue and Expenditure Overview, December 2024

Revenue highlights: Revenue received as of this month for FY2025 is comprised of 73% Federal, 16% State and In-kind, 2% General funding such as Local contributions, and 9% Other Public, Foundation, Non-Public and Miscellaneous Funding.

Year-to-date, CMAP has collected 38% of its budgeted revenue from the sources identified in the tables below (excludes non-operational). Many of these revenue sources are reimbursable grants, therefore, revenues trail expenses.



Expenditure highlights: Expenditures are divided into twelve expenditure categories based on the agency's annual budget. Year-to-date, the agency has expended 40% of the budget in these categories. The three highest dollar categories of expenditures fiscal year-to-date are personnel at \$4.8 million, fringe benefits at \$2.1 million, and consultant costs at \$5.8 million.



Budget to Actual Tables, December 2024

Revenue, fund balance and in-kind services			
	FY25 budget	FY25 year to date	FY25 balance
Federal revenue total	34,535,363	12,417,466	22,117,897
State revenue total	5,643,387	2,389,048	3,254,339
Other revenue total	2,417,259	1,541,886	875,372
Use of fund balance total	619,070	307,129	311,941
In-kind services total	1,212,585	248,591	963,994
Total	\$44,427,664	\$16,904,120	\$27,523,544

Expenses			
	FY25 budget	FY25 year to date	FY25 balance
Personnel (Salary and Wages)	11,575,714	4,750,091	6,825,623
Fringe Benefits	3,320,747	2,119,845	1,200,902
Travel	192,184	58,532	133,652
Equipment	233,510	66,427	167,083
Supplies	41,700	9,545	32,155
Contractual Subawards*	6,062,924	752,233	5,310,691
Consultant (Professional Service)	14,053,015	5,784,513	8,268,502
Occupancy (Rent and Utilities)	2,084,217	987,751	1,096,466
Telecommunications	61,991	25,864	36,127
Training and Education	535,369	107,841	427,528
Miscellaneous Costs	1,908,697	1,953,318	(44,621)
Indirect Costs	3,317,070	587,506	2,729,564
Total	\$43,387,138	\$17,203,465	\$26,183,673

Note: *Core and Competitive subawards to UWP Partner Agencies (Chicago Department of Transportation, Council of Mayors Planning Liaisons Program, Counties, CTA, Metra, and Pace)

End report
###