

FY2025

CMAP monthly financial report

April 2025



Chicago Metropolitan
Agency for Planning

Monthly Revenue and Expenditure Report

As of April, 2025

The overall purpose of monthly financial reports is to provide key information on performance of revenues as well as expenses. Therefore, the following items for the month are being presented to the Executive Committee:

- Monthly cash overview.
- Fiscal year-to-date revenue and expenditure overview.

Monthly Cash Overview, April 2025

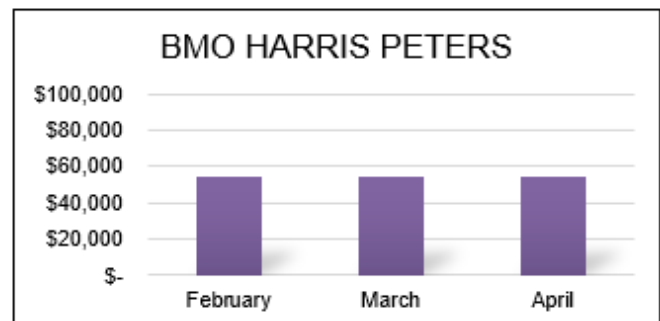
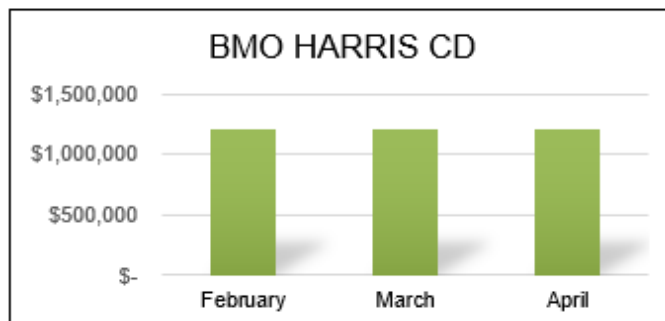
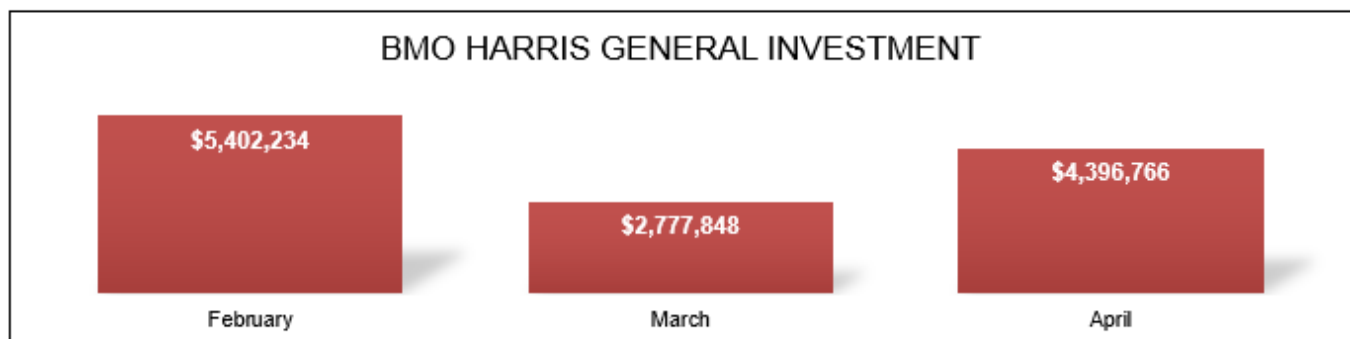
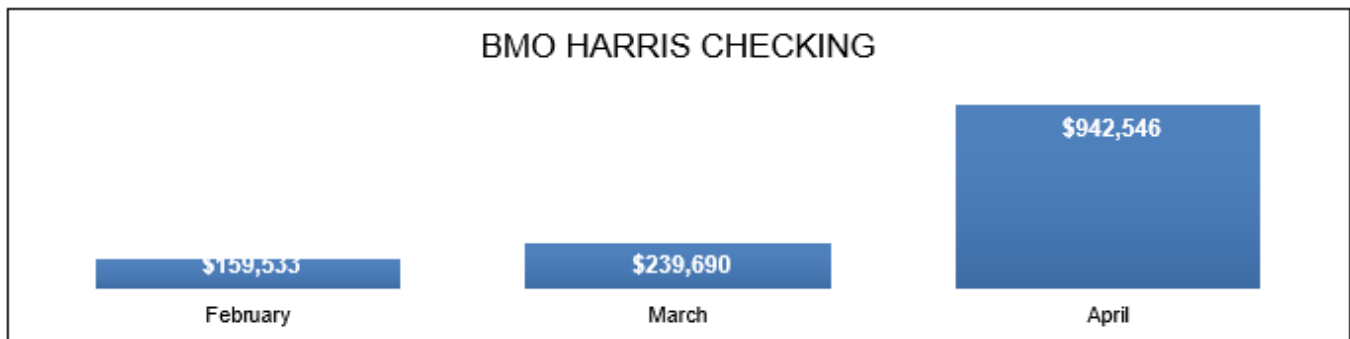
What caused the change in balance for each of the cash accounts?

BMO Harris Checking Account: Wire transfers of \$2.0 million from the General Investment account funded operating activities for the month. Operating activities were comprised of \$0.9 million in personnel related costs, and \$0.5 million in payables.

BMO Harris General Investment Account: Wire transfers received in the amount of \$3.7 million resulting from monthly revenue activity, partially funded \$2.0 million in transfers to the Checking account for the month.

BMO Harris CD: No activity has occurred in this account during FY2025.

BMO Harris Peters Fellowship Account: Monthly interest was the only activity in this account during FY2025.



Transaction Register, April 2025

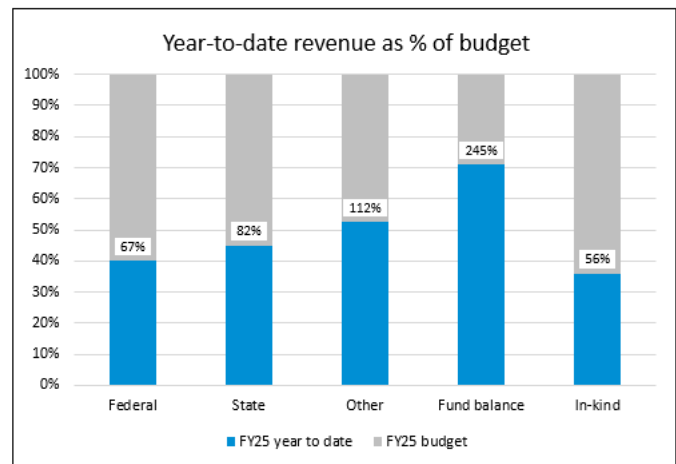
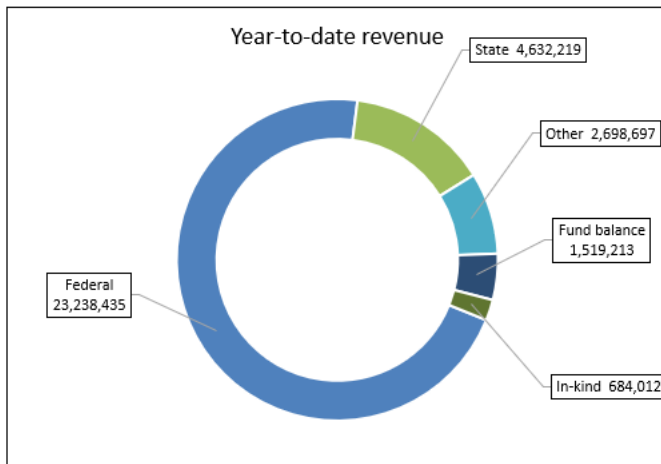
Number	Date	Vendor Name	Transaction Description	Amount
15346	3/31/2025	BMO Harris Bank Master Card	Refrigerator air filter (2010.	\$27,650.10
15347	3/31/2025	Comcast	TV Service Fee 2/11-3/10/25	\$2,263.86
VPAY-0000041	4/3/2025	VISION SERVICE PLAN (IL)	Vision Insurance	\$1,606.53
VPAY-0000042	4/3/2025	HEALTHERQUITY, INC.	WageWorks FSA 4/03/2025	\$573.30
VPAY-0000046	4/4/2025	Empower	Empower 4/4/2025	\$17,971.90
VPAY-0000003	4/7/2025	COMCAST	Comcast \$126.93	\$126.93
VPAY-0000036	4/7/2025	HEALTHERQUITY, INC.	April 7, 2025 PR Health Equity	\$3,439.56
VACH-0000007	4/8/2025	Ashley Ward	Employee Travel/Conference Reimbursement	\$6.00
VPAY-0000043	4/16/2025	RTA/CTA Transit Benefits Fare Pgm	RTA 4/16/25	\$2,145.00
VPAY-0000035	4/17/2025	HEALTHERQUITY, INC.	April 17, 2025 Health Equity	\$3,439.56
VPAY-0000047	4/17/2025	Empower	Empower 4/17/2025	\$17,971.90
VACH-0000140	4/21/2025	LHH Recruitment Solutions	Temp Agency Support	\$12,040.59
VACH-0000141	4/21/2025	COGENT COMMUNICATIONS INC	Internet	\$752.25
VACH-0000142	4/21/2025	CREATIVE FINANCIAL STAFFING LLC	Temp Agency Support	\$32,308.88
VACH-0000143	4/21/2025	GEORGE PERKINS ANENE	Employee Travel/Conference Reimbursement	\$1,702.41
VACH-0000144	4/21/2025	JOSE RODRIGUEZ	Employee Travel/Conference Reimbursement	\$54.93
VACH-0000145	4/21/2025	KATHLEEN REIGSTAD	Employee Travel/Conference Reimbursement	\$662.96
VACH-0000146	4/21/2025	MICHAEL BROWN	Employee Travel/Conference Reimbursement	\$779.61
VACH-0000147	4/21/2025	SEMA ABULHAB	Employee Travel/Conference Reimbursement	\$15.04
VACH-0000149	4/21/2025	STEPHANE PHIFER	Employee Travel/Conference Reimbursement	\$1,796.24
VPAY-0000031	4/21/2025	COMED	Light Bill Pymnt Apr 25	\$1,327.14
VPAY-0000044	4/21/2025	Illinois Municipal Retirement Fund	IMRF 4/21/25	\$79,608.26
VPAY-0000030	4/23/2025	COMCAST	Comcast Payment	\$1,005.00
VPAY-0000032	4/23/2025	HEALTHERQUITY, INC.	WageWorks FSA	\$1,037.66

VPAY-0000033	4/23/2025	HEALTHEQUITY, INC.	WageWorks FSA	\$1,602.20
VPAY-0000037	4/23/2025	HEALTHEQUITY, INC.	April 2025 FSA administrative fees	\$190.25
VPAY-0000034	4/24/2025	RTA/CTA Transit Benefits Fare Pgm	Ventra Pymnt 4.24.25	\$2,935.00
VPAY-0000038	4/24/2025	HEALTHEQUITY, INC.	WageWorks FSA 4/24/2025	\$1,061.93
VCHK-000000670299	4/25/2025	ILLINOIS SECRETARY OF STATE	Vehicle data report	\$500.00
VCHK-000000870300	4/25/2025	METROPOLITAN MAYORS CAUCUS	Return the funds for MMC's check deposit	\$876.42
VACH-0000212	4/28/2025	KATARZYNA PIOTROWSKA	Employee Travel/Conference Reimbursement	\$139.63
VACH-0000213	4/28/2025	Lee Skuby	Employee Travel/Conference Reimbursement	\$305.00
VACH-0000214	4/28/2025	MAKALA MORALES	Employee Travel/Conference Reimbursement	\$154.30
VACH-0000215	4/28/2025	NATIONAL ASSOCIATION OF REGIONAL COUNCILS	NARC Conference Registration	\$5,860.00
VCHK-000000970301	4/29/2025	Kerrsmith Design	Consultant reimbursement	\$19,432.82
VPAY-0000052	4/29/2025	BMO HARRIS BANK MASTER CARD	Credit card purchases	\$11,670.93
VPAY-0000039	4/30/2025	HEALTHEQUITY, INC.	HealthEquity May 2, 2025 PR	\$3,419.56
VPAY-0000048	4/30/2025	Empower	Empower 4/30/2025	\$17,971.90
Total				\$276,405.55

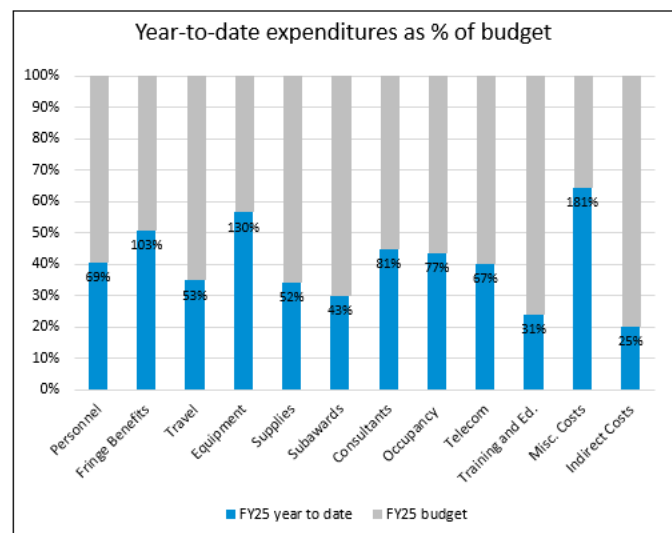
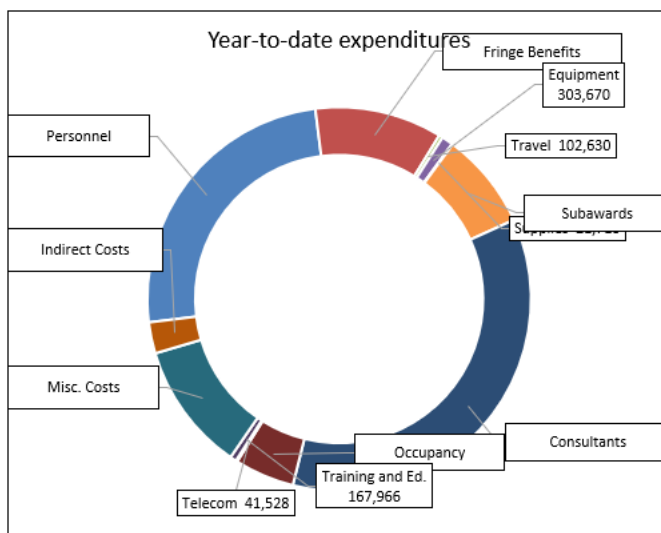
Fiscal Year-to-date Revenue and Expenditure Overview, April 2025

Revenue highlights: Revenue received as of this month for FY2025 is comprised of 71% Federal, 16% State and In-kind, 5% General funding such as Local contributions, and 8% Other Public, Foundation, Non-Public and Miscellaneous Funding.

Year-to-date, CMAP has collected 72% of its budgeted revenue from the sources identified in the tables below (excludes non-operational). Many of these revenue sources are reimbursable grants, therefore, revenues trail expenses.



Expenditure highlights. Expenditures are divided into twelve expenditure categories based on the agency's annual budget. Year-to-date, the agency has expended 73% of the budget in these categories. The three highest dollar categories of expenditures fiscal year-to-date are personnel at \$8.0 million, fringe benefits at \$3.4 million, and consultant costs at \$11.4 million.



Budget to Actual Tables, April 2025

Revenue, fund balance and in-kind services			
	FY25 budget	FY25 year to date	FY25 balance
Federal revenue total	34,535,363	23,238,435	11,296,928
State revenue total	5,643,387	4,632,219	1,011,168
Other revenue total	2,417,259	2,698,697	(281,439)
Use of fund balance total	619,070	1,519,213	(900,143)
In-kind services total	1,212,585	684,012	528,573
Total	\$44,427,664	\$32,772,575	\$ 11,655,088

Expenses			
	FY25 budget	FY25 year to date	FY25 balance
Personnel (Salary and Wages)	11,575,714	7,957,751	3,617,964
Fringe Benefits	3,320,747	3,422,463	(101,716)
Travel	192,184	102,630	89,555
Equipment	233,510	303,670	(70,160)
Supplies	41,700	21,713	19,987
Contractual Subawards*	6,062,924	2,598,597	3,464,327
Consultant (Professional Service)	14,053,015	11,367,717	2,685,298
Occupancy (Rent and Utilities)	2,084,217	1,607,396	476,821
Telecommunications	61,991	41,528	20,463
Training and Education	535,369	167,966	367,403
Miscellaneous Costs	1,908,697	3,458,725	(1,550,028)
Indirect Costs	3,317,070	835,962	2,481,108
Total	\$ 43,387,138	\$ 31,886,117	\$ 11,501,021

Note: *Core and Competitive subawards to UWP Partner Agencies (Chicago Department of Transportation, Council of Mayors Planning Liaisons Program, Counties, CTA, Metra, and Pace)

End report
###