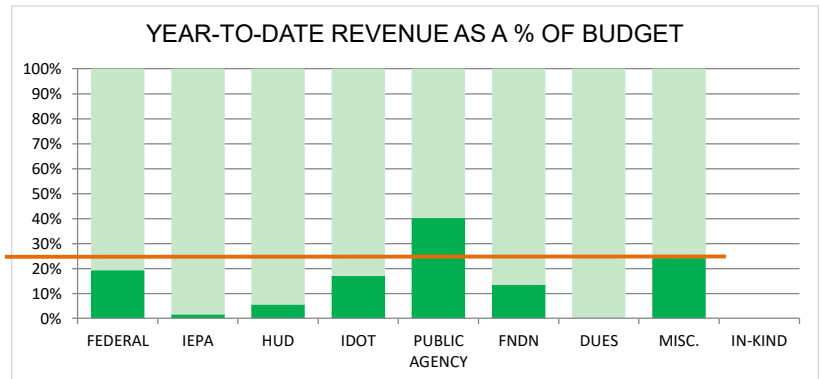
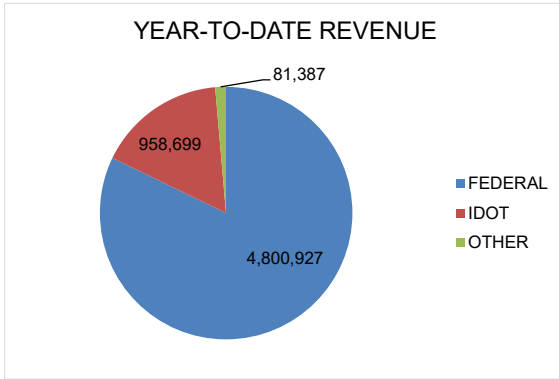


**CHICAGO METROPOLITAN AGENCY FOR PLANNING
MONTHLY REVENUE AND EXPENDITURE REPORT
AS OF SEPTEMBER 30, 2022**

REVENUE



REVENUE OVERVIEW

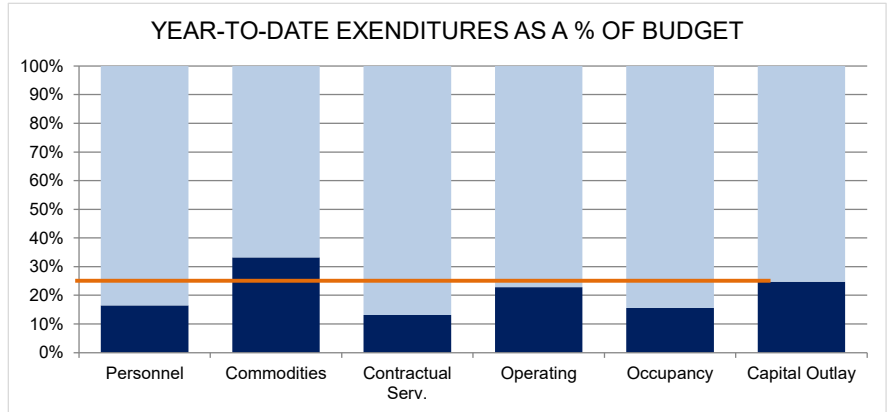
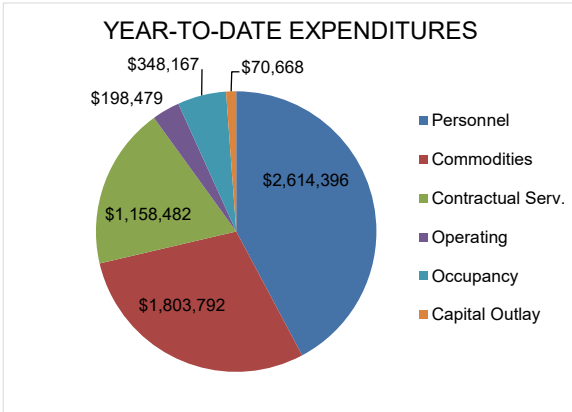
CMAP's funding for FY2023 is comprised of (78%) Federal, (18%) State, (3%) Other Public, Foundation, Non-Public Funding and Miscellaneous, and (2%) Local Dues. Using the straight-line method, CMAP's collected revenue in relation to budgeted revenue for the month of September should be approximately 25%. As of September 2022, CMAP has collected 18.3% of its budgeted revenue from the sources identified in the Year-To-Date Revenue tables above. CMAP's grant with IDOT is a reimbursable agreement. Therefore, revenues will always lag expenses in a given fiscal month. Further, the transition from one fiscal year end to the next generally causes a delay in payments received from IDOT as both CMAP and IDOT work to close the previous fiscal year.

Local contributions continues to be a critical component of CMAP's funding strategy as it supports work not funded through the State or other grant funding sources. Since its inception, CMAP has maintained local contributions at its adopted amount of approximately \$887,000. With CMAP's increasing operating budget, the agency has instituted a path forward for local contributions. The Agency has increased the contribution amount for Counties and Transit Partners, to strive to reach the new local match requirements of \$1.6M. Since its inception in 2016, the agency has collected each year 99% of all local contributions. Through September 2022, CMAP collected 95.2% of FY2022 contributions, with FY2023 contribution invoices to be sent in October 2022.

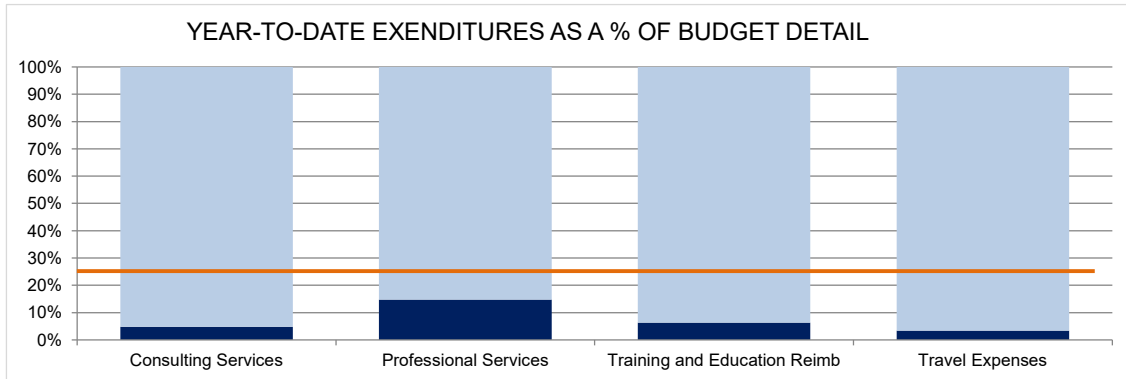
Notes:

As of 09/30/2022, 25% of the fiscal year is complete. See orange trend line on YTD Revenue as a % of year complete.

EXPENDITURES



EXPENDITURE HIGHLIGHTS



EXPENDITURE OVERVIEW

Using the straight-line method, CMAP's expenses for the month of Sept should trend towards 25% of budget. As of September 2022, the agency has expended 17.0% of its budget. The three highest categories of expenditures for the fiscal year-to-date are personnel at 16.5%, contractual services at 13.1%, and commodities at 33.2%. Personnel expenses along with contractual services continue to lag behind expectations. The largest contributor to below trending expenses is staff recruitment and turnover. Similar to employers throughout the country, the agency is contending with a very competitive job market. The agency is experiencing greater than 15% turnover as compared to a historical average turnover of around 10%. It is also increasingly challenging to recruit and maintain talent in this highly competitive market. This also has a direct impact on consultant service expenditures as staff are required to manage consultant-led projects. Consulting services were 4.9% fiscal year-to-date.

The first table "Expenditures" provides expenditures for the six categories that make up the agency's budget. The second table reflects the highest four sub-categories in CMAP's budget. Consulting and Professional Services are under the Contractual Expense Category and Training & Education and Travel Expenses are under the Operating Expense Category. For definition of the six categories that comprise the CMAP budget, see below.

CMAP Expenses Categories

Personnel expenses for salaries and wages provided for all persons employed by CMAP are included in this category. Leave hours taken such as vacation, sick, personal days, parental and family & medical leaves are included in this category.

Commodities are supplies, materials and articles which are consumed during their use or are materially altered when used. These items have a unit cost under \$3,000.00, a limited life, and are not subject to depreciation.

Contractual Services are expenditures for contracted services performed by non-employees which are required by a division or the board in the execution of its assigned function.

General Operating expenses include payments for services provided to CMAP in the normal operations of a business. These include postage, meeting expenses, memberships, conferences, etc. Employee travel reimbursements are also under this expenditure category including both in-region and out-of-region travel and related related training expenses.

Occupancy expenses are rent/office maintenance expenses which include payment of utility costs, office lease, real estate taxes, telephone charges, monthly parking fees related to the leases, and office maintenance provided by the building operations. This would include all costs paid by CMAP to occupy the physical office space.

Capital expenses include payments for the acquisition, replacement, or substantial increase in value of assets which are not expendable in first use, with a life expectancy exceeding one year, subject to depreciation and with a unit cost greater than \$3,000.00.

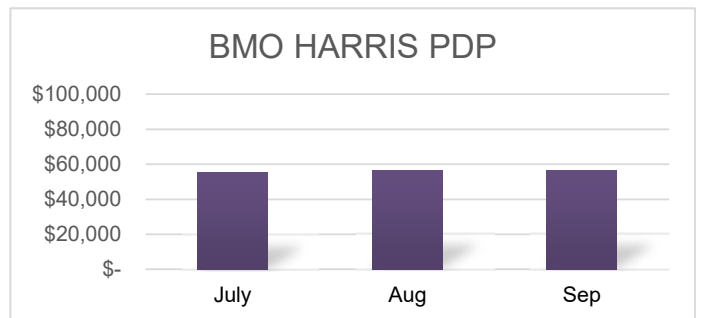
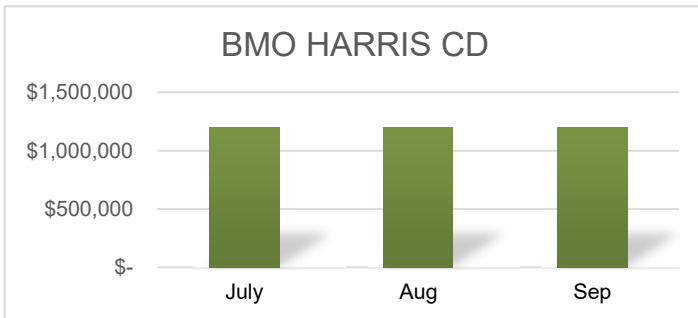
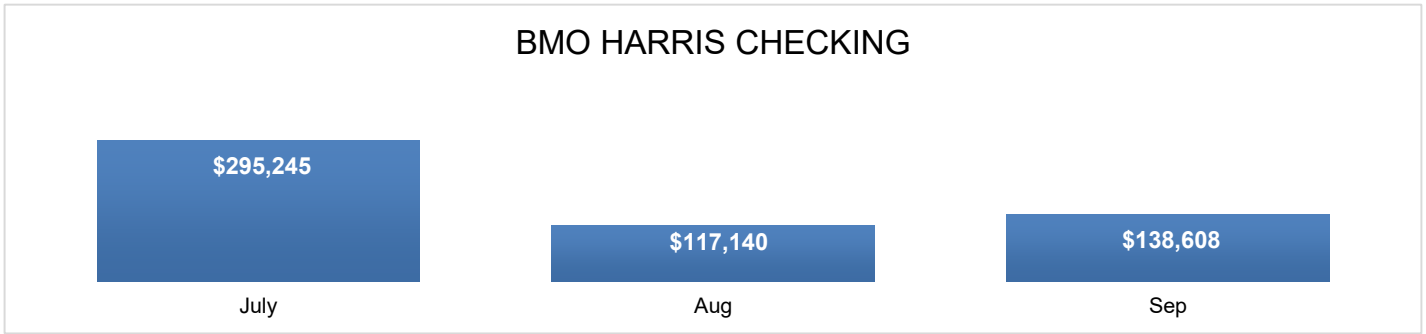
Notes:

As of 09/30/2022, 25% of the fiscal year is complete. See orange trend line on YTD Expenditures as a % of year complete.

**CHICAGO METROPOLITAN AGENCY FOR PLANNING
MONTHLY SUMMARY REPORT
09/30/2022**

| | <u>Received/ Expended To Date</u> | <u>FY 2023 Budget</u> | <u>Remaining Balance</u> | <u>% of Budget</u> |
|---|---|---------------------------|------------------------------|------------------------|
| OPERATIONAL | | | | |
| REVENUES | | | | |
| By Program | | | | |
| Federal | \$ 3,371,984 | \$ 20,936,191 | \$ 17,564,206 | 16.1% |
| Statewide Research & Local Planning | 1,428,942 | 3,913,138 | 2,484,196 | 36.5% |
| IDOT | 958,699 | 5,634,808 | 4,676,109 | 17.0% |
| IEPA | 2,695 | 161,395 | 158,701 | 1.7% |
| HUD | 378 | 6,754 | 6,377 | 100.0% |
| Other Public Agencies | 43,264 | 107,671 | 64,407 | 40.2% |
| Foundations and Non-Public Agencies | 27,150 | 200,000 | 172,850 | 13.6% |
| Contributions | - | 887,486 | 887,486 | 0.0% |
| Miscellaneous | 7,900 | 32,600 | 24,700 | 24.2% |
| Total Revenues | <u>\$ 5,841,012</u> | <u>\$ 31,880,043</u> | <u>\$ 26,039,031</u> | <u>18.3%</u> |
| EXPENDITURES | | | | |
| By Category | | | | |
| Personnel | \$ 2,614,396 | \$ 15,887,722 | \$ 13,273,326 | 16.5% |
| Commodities | 1,803,792 | 5,439,796 | 3,636,004 | 33.2% |
| Contractual Services | 1,158,482 | 8,815,084 | 7,656,602 | 13.1% |
| Operating Expenses | 198,479 | 868,040 | 669,561 | 22.9% |
| Occupancy Expenses | 348,167 | 2,235,444 | 1,887,277 | 15.6% |
| Capital Outlay | 70,668 | 286,000 | 215,332 | 24.7% |
| Total Expenditures | <u>\$ 6,193,984</u> | <u>\$ 33,532,085</u> | <u>\$ 27,338,101</u> | <u>18.5%</u> |
| NON-OPERATIONAL | | | | |
| REVENUE | | | | |
| Pass-Through | - | \$ 3,199,500 | \$ 3,199,500 | 0.0% |
| Council of Mayors | - | 1,916,368 | 1,916,368 | 0.0% |
| CMAP Match | - | - | - | 0.0% |
| In-Kind Services | - | - | - | 0.0% |
| Total, Non-Operations Revenues | <u>\$ -</u> | <u>\$ 5,115,868</u> | <u>\$ 5,115,868</u> | <u>0.0%</u> |
| EXPENDITURES | | | | |
| Pass-Through | - | \$ 3,199,500 | \$ 3,199,500 | 0.0% |
| Council of Mayors | - | 1,916,368 | 1,916,368 | 0.0% |
| CMAP Match | - | 5,037 | 5,037 | 0.0% |
| In-Kind Services | - | - | - | 0.0% |
| Applied Overhead | - | 2,827,325 | 2,827,325 | 0.0% |
| Total, Non-Operations Expenditures | <u>\$ -</u> | <u>\$ 7,948,230</u> | <u>\$ 7,948,230</u> | <u>0.0%</u> |

**CHICAGO METROPOLITAN AGENCY FOR PLANNING
MONTHLY CASH REPORT
AS OF SEPTEMBER 30, 2022**



MONTHLY CASH OVERVIEW

What caused the change in balance for each of the cash accounts?

BMO Harris Checking Account: Wire transfers of \$3.1 million from the General Investment account funded operating activities for the month of September. Operating activities were comprised of \$916 thousand in personnel related costs, and \$2.2 million in payables.

BMO Harris General Investment Account: Wire transfers of \$3.0 million resulting from monthly revenue activity partially funded \$3.1 million in transfers to the Checking account for the month of Sept.

BMO Harris CD: No activity has occurred in this account during FY2023.

BMO Harris Peters Fellowship: Monthly interest and a contribution of \$1,050 was the only activity in this account during FY2023.

Are we meeting our Federal reserve commitment of \$5,000,000 as outlined in the agency's 2018 MPO Certification?

The agency's cash balance fluctuates throughout the year since the funding is mainly on a reimbursement basis. Annually, the cash level during June and July is at its lowest point. This is due to the State's and the agency's fiscal year end close. Therefore, 2nd and 3rd quarter cashflow should be in line with this requirement. 1st and 4th quarter cashflow are more impacted by the fiscal year-end close-out process. This reserve commitment includes the \$1.2 million CD the agency holds as a security deposit with the OPO landlord.

| | | | | |
|-------|-----------|--|-----------------------------------|--------------|
| 11997 | 9/1/2022 | RUKAYA ABDALLAH | APA IL Conference Registration | \$465.00 |
| 11998 | 9/1/2022 | SEMA ABULHAB | FLIP Transit pass for students | \$247.25 |
| 11999 | 9/1/2022 | Baxter & Woodman Inc | 6/13-6/30 A2 PAO B Steger CIP | \$25,225.32 |
| 12000 | 9/1/2022 | Center for Neighborhood Technology | 7/22 Equitable Engagement Pro | \$5,079.00 |
| 12001 | 9/1/2022 | City of Chicago Department of Transportation | 1/1-6/30/22 CDOT FY22 OP | \$430,259.65 |
| 12002 | 9/1/2022 | Creative Financial Staffing LLC | Finance temp help | \$3,924.00 |
| 12003 | 9/1/2022 | Delta Dental - Risk | 9/22 Dental PPO COBRA | \$7,985.53 |
| 12004 | 9/1/2022 | Design Workshop Inc | 7/22 PAO B Country Club Hills | \$10,040.63 |
| 12005 | 9/1/2022 | DuPage Mayors & Managers Conference | 6/22 DuPage MMC | \$18,362.26 |
| 12006 | 9/1/2022 | EcoInteractive Inc | 7/22 ETIP SAAS SERVICE | \$15,125.00 |
| 12007 | 9/1/2022 | Egret & Ox Planning LLC | 7/22 Planning Generalist | \$2,100.00 |
| 12008 | 9/1/2022 | GRM Information Management Services of Chic | 7/1-7/31/22 Offsite Storage | \$707.47 |
| 12009 | 9/1/2022 | IMS Infrastructure Management Services LLC | 7/1-7/18 municipal pave mgmt | \$12,117.24 |
| 12010 | 9/1/2022 | Liferay Inc | FY23 website content manage | \$31,789.39 |
| 12011 | 9/1/2022 | DIANA MARTINEZ | Changing Region Pro Travel | \$90.25 |
| 12012 | 9/1/2022 | ALEXIS R MCADAMS | APA Conf Registration | \$425.00 |
| 12013 | 9/1/2022 | COLE R NEDER | Council meeting and CIP Travel | \$198.26 |
| 12014 | 9/1/2022 | Northwest Municipal Conference | 6/22 NWMC | \$15,702.58 |
| 12015 | 9/1/2022 | Sam Schwartz Engineering | 6/25-6/30 PAO A Bartlett Bike | \$1,170.00 |
| 12016 | 9/1/2022 | South Suburban Mayors & Managers Associatio | 4/22 SSMMA | \$61,831.35 |
| 12017 | 9/1/2022 | Teska Associates | 6/2-6/27/22 DuPage Lake St Zoning | \$1,513.75 |
| 12018 | 9/1/2022 | TierPoint LLC | 8/1-8/31 Colocation services | \$12,894.12 |
| 12019 | 9/1/2022 | TIP Strategies Inc | Regional Assessment Consulting | \$16,425.00 |
| 12020 | 9/1/2022 | Transportation Research Board | Annual renewal Transpo | \$5,000.00 |
| 12021 | 9/1/2022 | Valerie S Kretchmer Associates Inc | 7/22 PAO C: Hegewisch Market | \$8,696.25 |
| 12022 | 9/1/2022 | Warehouse Direct | General Office Supplies | \$665.94 |
| 70044 | 9/1/2022 | Cook County Highway Department | FY22 Cook County Transit Plan | \$42,132.54 |
| 70045 | 9/1/2022 | Hertz Corporation | 7/13-7/14 M. Brown Car Rental | \$139.32 |
| 70046 | 9/1/2022 | Illinois Department of Transportation | IDOT indirect refund | \$300,458.00 |
| 70047 | 9/1/2022 | Miovision Technologies | Road Volume Count | \$995.40 |
| 12023 | 9/2/2022 | Vision Service Plan (IL) | 9/22 Cobra | \$1,147.94 |
| 12024 | 9/6/2022 | Comcast | 8/11-9/10/22 TV Service Fee | \$78.68 |
| 12025 | 9/8/2022 | AECOM Technical Services Inc | 7/2-7/15 Proj MGMT Oversight | \$2,885.00 |
| 12026 | 9/8/2022 | Applied Pavement Technology Inc | Municipal Pave MGMT Supplement | \$13,475.00 |
| 12027 | 9/8/2022 | Clarity Partners LLC | 7/22 Website dev/support | \$440.07 |
| 12028 | 9/8/2022 | Creative Financial Staffing LLC | Finance temp help | \$1,687.50 |
| 12029 | 9/8/2022 | Egret & Ox Planning LLC | FY23 Planning Generalist - AUG | \$525.00 |
| 12030 | 9/8/2022 | Elrod Friedman LLP | 6/1-6/30/22 Legal service fee | \$109.50 |
| 12031 | 9/8/2022 | First Communications LLC | 8/22 Telephone | \$376.17 |
| 12032 | 9/8/2022 | Health Care Cost Management Inc | 09/09/2022 Health FSA PR WH | \$2,208.66 |
| 12033 | 9/8/2022 | The Lakota Group | 7/22 Hickory Hills Comp Plan | \$4,172.50 |
| 12034 | 9/8/2022 | McHenry County Division of Transportation | McHenry County Transportation | \$51,287.46 |
| 12035 | 9/8/2022 | Mutual of Omaha | 9/22 Life insurance - EE | \$5,103.03 |
| 12036 | 9/8/2022 | Region 1 Planning Council | IDOT Fall Planning Register | \$150.00 |
| 12037 | 9/8/2022 | Sam Schwartz Engineering | PAO A Bartlett Streamwood Bic | \$2,518.34 |
| 12038 | 9/8/2022 | LANCE TIEDEMANN | AVI Equipment travel | \$49.52 |
| 12039 | 9/8/2022 | TierPoint LLC | 7/1-7/31 Colocation services | \$48.98 |
| 12040 | 9/8/2022 | US Bank HSA | 9/9/22 HSA Deduction EE | \$2,115.19 |
| 12053 | 9/14/2022 | ComEd | 8/1-8/31/22 Electricy | \$1,344.70 |
| 12042 | 9/15/2022 | AECOM Technical Services Inc | FY23 Mobility Recovery | \$16,842.50 |
| 12043 | 9/15/2022 | Aflac | 8/22 Aflac PR WH | \$272.16 |
| 12044 | 9/15/2022 | NORA JUNE BECK | Mchenry pln water forum travel | \$64.25 |
| 12045 | 9/15/2022 | Bentley Systems Inc | Annual Software Maintenance | \$20,160.00 |
| 12046 | 9/15/2022 | JULIE BURROS | APA IL conference registration | \$425.00 |
| 12047 | 9/15/2022 | City of Chicago Department of Transportation | 7/21-5/22 Streeterville TDM | \$47,656.04 |
| 12048 | 9/15/2022 | Cogent Communications Inc | 8/22 Internet Comcast | \$6,044.00 |
| 12049 | 9/15/2022 | Creative Financial Staffing LLC | HR temp help | \$6,212.79 |
| 12050 | 9/15/2022 | DLT Solutions | USM Appliance, All-in-One 75A | \$2,785.11 |
| 12051 | 9/15/2022 | JANE GROVER | Kane Council and WCML Travel | \$138.93 |
| 12052 | 9/15/2022 | Omegabit LLC | 8/1-8/31 Website hosting | \$1,949.95 |
| 70048 | 9/15/2022 | Illinois Secretary of State | Vehicle Registration Dataset | \$500.00 |
| 12054 | 9/19/2022 | The Hartford | 7/19/22-7/19/23 Workers Comp | \$21,006.00 |
| 12055 | 9/22/2022 | AECOM Technical Services Inc | 7/16-8/12 Proj mgmt oversight | \$7,055.00 |
| 12056 | 9/22/2022 | Applied Research Association Inc | 7/1-7/31 TID-CMAP Pilot PMS | \$20,884.05 |
| 12057 | 9/22/2022 | Blue Cross Blue Shield of Illinois | 9/22 Retirees/COBRA Health | \$118,396.83 |
| 12058 | 9/22/2022 | DUSTIN CALLIARI | Gas for rental car Travel | \$11.59 |
| 12059 | 9/22/2022 | Center for Neighborhood Technology | 8/1-8/31 Equitable Engagement | \$3,856.50 |
| 12060 | 9/22/2022 | DANIEL LEE COMEAUX | MBUFA conf registration | \$1,483.86 |
| 12061 | 9/22/2022 | ELIZABETH M DAVIS-GINSBERG | APA membership dues | \$675.00 |
| 12062 | 9/22/2022 | Elrod Friedman LLP | 8/22 Legal Service Fee | \$6,625.00 |
| 12063 | 9/22/2022 | Health Care Cost Management Inc | 09/23/22 Health FSA PR WH | \$2,180.97 |

| | | | | |
|-------|-----------|--|-------------------------------------|----------------|
| 12064 | 9/22/2022 | TODD E SCHMIDT | Safety Wrkshop, Pave MGMT Trvl | \$144.92 |
| 12065 | 9/22/2022 | US Bank HSA | 9/23/22 HSA Deduction EE | \$2,115.19 |
| 70049 | 9/22/2022 | Cook County Highway Department | Cook County Transit Plan | \$43,909.20 |
| 70050 | 9/22/2022 | Illinois Association of Regional Councils | ILARC annual membership dues | \$2,500.00 |
| 70051 | 9/22/2022 | Office Depot | Pop-up Tent | \$679.97 |
| 70052 | 9/22/2022 | State Employee Retirement System of Illinois | 8/22 Employees WH | \$25,079.49 |
| 12066 | 9/23/2022 | Comcast | 8/22 Internet | \$1,000.00 |
| 12067 | 9/26/2022 | CenturyLink | 8/22 Teleconference | \$23.78 |
| 12068 | 9/29/2022 | 601W Companies Chicago MT LLC | 10/22 Rent | \$165,688.25 |
| 12069 | 9/29/2022 | ERIN L ALEMAN | ACT, Gohub, IRTBA, ACEC Travel | \$195.75 |
| 12070 | 9/29/2022 | Baker Tilly Virchow Krause & Company LLP | 8/22 Accounting services | \$33,285.00 |
| 12071 | 9/29/2022 | BerryDunn | ERP Assessment project | \$1,390.00 |
| 12072 | 9/29/2022 | Blue Cross Blue Shield of Illinois | 10/22 Retirees/COBRA Health | \$124,026.53 |
| 12073 | 9/29/2022 | MICHAEL BROWN | 7/13/22 Tolls for Hertz Rental | \$18.45 |
| 12074 | 9/29/2022 | Budget Rent A Car System Inc | 6/28-6/29/22 K Pudlock Rental | \$469.52 |
| 12075 | 9/29/2022 | Coffee Unlimited | coffee cups | \$1,345.83 |
| 12076 | 9/29/2022 | Creative Financial Staffing LLC | HR temp help | \$8,972.94 |
| 12077 | 9/29/2022 | Dell Marketing LP | FY23 Dell PowerSwitch S4148T | \$120,918.91 |
| 12078 | 9/29/2022 | The Delta Institute | 7/1-7/31 PAO A FY23 Planning | \$700.00 |
| 12079 | 9/29/2022 | EcoInteractive Inc | Integrated TIP database Year 3 | \$15,125.00 |
| 12080 | 9/29/2022 | Egret & Ox Planning LLC | FY23 Planning Generalist - AUG | \$750.00 |
| 12081 | 9/29/2022 | GRM Information Management Services of Chic | 9/1-9/30/22 Offsite Storage | \$305.25 |
| 12082 | 9/29/2022 | Iron Mountain | 7/27-8/23 Shredding Services | \$54.86 |
| 12083 | 9/29/2022 | Inc. Jacobs Engineering Group | 7/29 Highway-Rail Crossing | \$4,560.74 |
| 12084 | 9/29/2022 | KeldairHR | 7/22 Online hiring system | \$6,294.00 |
| 12085 | 9/29/2022 | The Lakota Group | Hickory Hills Comp Plan | \$5,346.73 |
| 12086 | 9/29/2022 | LaSalle Network | 9/11 Temp Reception/Admin | \$560.25 |
| 12087 | 9/29/2022 | STEPHEN C OSTRANDER | Ventra Transit Reimbursement | \$112.50 |
| 12088 | 9/29/2022 | Regional Transportation Authority | 4/1-6/30/22 RTA Community Plan | \$78,965.65 |
| 12089 | 9/29/2022 | Resource Systems Group Inc | 8/1-8/31 Activity Based Model | \$17,640.08 |
| 12090 | 9/29/2022 | S2Verify LLC | 3/1-3/31 Background check | \$3,422.70 |
| 12091 | 9/29/2022 | ADRIAN E SANTIAGO | UPS Shipping for Laptop | \$123.13 |
| 12092 | 9/29/2022 | SLG Innovation Inc | 8/22 IT consulting | \$64,076.10 |
| 12093 | 9/29/2022 | TIP Strategies Inc | Post COVID-19 Regional Assess | \$8,550.00 |
| 12094 | 9/29/2022 | BLANCA VELA-SCHNEIDER | strengthfinder labels | \$41.17 |
| 70053 | 9/29/2022 | Hertz Corporation | 8/5-8/8/22 Car Rental J Maddux | \$133.08 |
| 70054 | 9/29/2022 | Illinois Department of Natural Resources | GIS Fees Natural Heritage Data | \$250.00 |
| 70055 | 9/29/2022 | Miovision Technologies | Video processing credits | \$403.20 |
| 70056 | 9/29/2022 | Mitchell Museum of the American Indian Inc | DEI training- 8/11 & 8/25/22 | \$2,000.00 |
| WT | 9/1/2022 | IMRF | Cash receipt for Retirees Insurance | (\$1,974.14) |
| WT | 9/6/2022 | IMRF | Cash receipt for Retirees Insurance | \$102,459.87 |
| WT | 9/9/2022 | BMO Harris Bank | Payroll | \$229,624.45 |
| WT | 9/9/2022 | State Disbursement Unit | PY Withholding | \$391.76 |
| WT | 9/12/2022 | Empower Financial Group | Insurance | \$14,507.52 |
| WT | 9/14/2022 | IL Department of Revenue | State Income Taxes | \$15,179.99 |
| WT | 9/14/2022 | Internal Revenue Service | Federal Income Taxes | \$90,794.44 |
| WT | 9/14/2022 | Michigan Department of Revenue | State Income Taxes | \$196.66 |
| WT | 9/16/2022 | BMO Harris Bank | Payroll | \$14,553.84 |
| WT | 9/16/2022 | IMRF | Cash receipt for Retirees Insurance | \$68,693.57 |
| WT | 9/16/2022 | RTA | Transit Benefit Card Payment | \$730.75 |
| WT | 9/19/2022 | IDES | Wage Report Late Fee | \$550.00 |
| WT | 9/21/2022 | IL Department of Revenue | State Income Taxes | \$1,054.38 |
| WT | 9/21/2022 | Internal Revenue Service | Federal Income Taxes | \$7,772.47 |
| WT | 9/22/2022 | BMO Harris Bank | Checking Account Service Fee | \$669.55 |
| WT | 9/23/2022 | BMO Harris Bank | Payroll | \$241,722.51 |
| WT | 9/23/2022 | State Disbursement Unit | PY Withholding | \$391.76 |
| WT | 9/26/2022 | Empower Financial Group | Insurance | \$14,602.85 |
| WT | 9/26/2022 | CTA | Ventra Transit Benefit Card Payment | \$1,072.50 |
| WT | 9/28/2022 | IL Department of Revenue | State Income Taxes | \$16,041.79 |
| WT | 9/28/2022 | Internal Revenue Service | Federal Income Taxes | \$96,578.44 |
| WT | 9/29/2022 | BMO Harris Bank | Credit Card | \$4,884.70 |
| WT | 9/30/2022 | Wisconsin Department of Revenue | State Income Taxes | \$1,113.57 |
| WT | 9/30/2022 | IMRF | Cash receipt for Retirees Insurance | (\$1,974.14) |
| | | | | \$3,067,531.53 |
| | | | | \$0.00 |

