

FY2025

CMAP monthly financial report

January 2025



Chicago Metropolitan
Agency for Planning

Monthly Revenue and Expenditure Report

As of January, 2025

The overall purpose of monthly financial reports is to provide key information on performance of revenues as well as expenses. Therefore, the following items for the month are being presented to the Executive Committee:

- Monthly cash overview.
- Fiscal year-to-date revenue and expenditure overview.

Monthly Cash Overview, January 2025

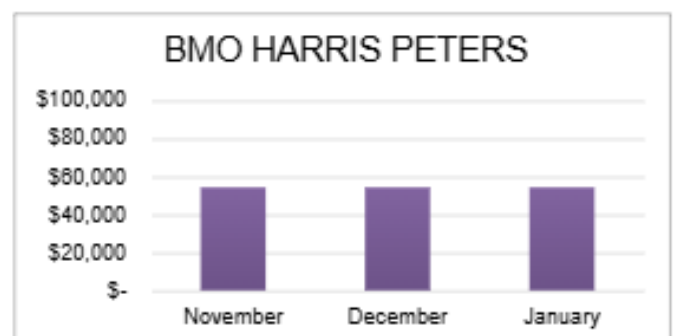
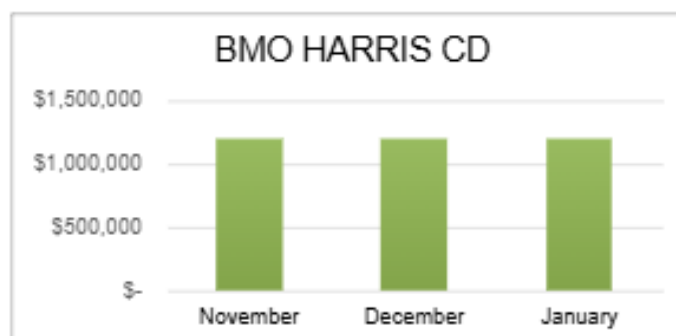
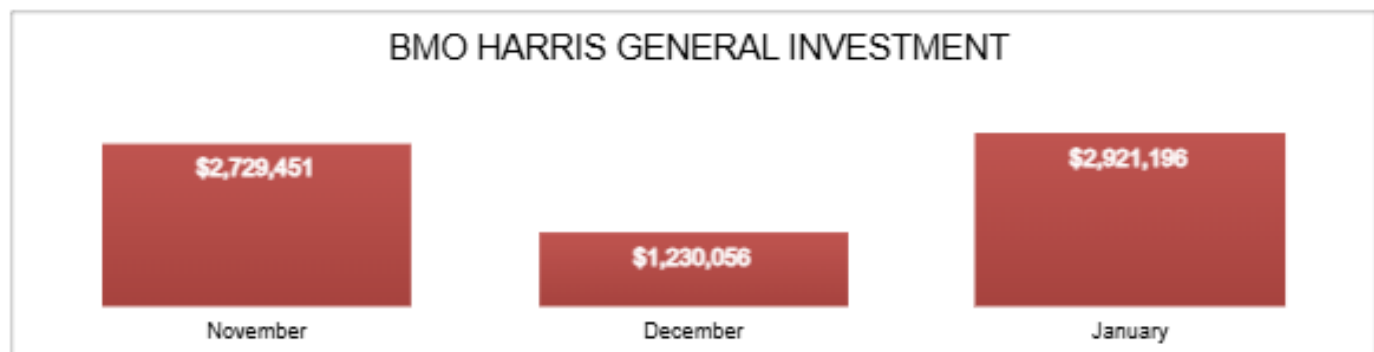
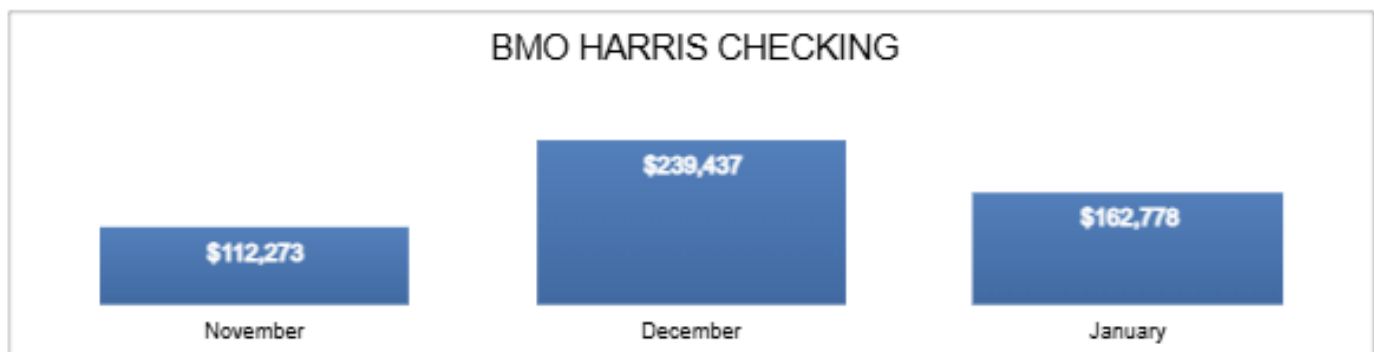
What caused the change in balance for each of the cash accounts?

BMO Harris Checking Account: Wire transfers of \$1.7 million from the General Investment account funded operating activities for the month. Operating activities were comprised of \$0.9 million in personnel related costs, and \$0.9 million in payables.

BMO Harris General Investment Account: Wire transfers received in the amount of \$3.4 million resulting from monthly revenue activity, partially funded \$1.7 million in transfers to the Checking account for the month.

BMO Harris CD: No activity has occurred in this account during FY2025.

BMO Harris Peters Fellowship Account: Monthly interest was the only activity in this account during FY2025.



Transaction Register, January 2025

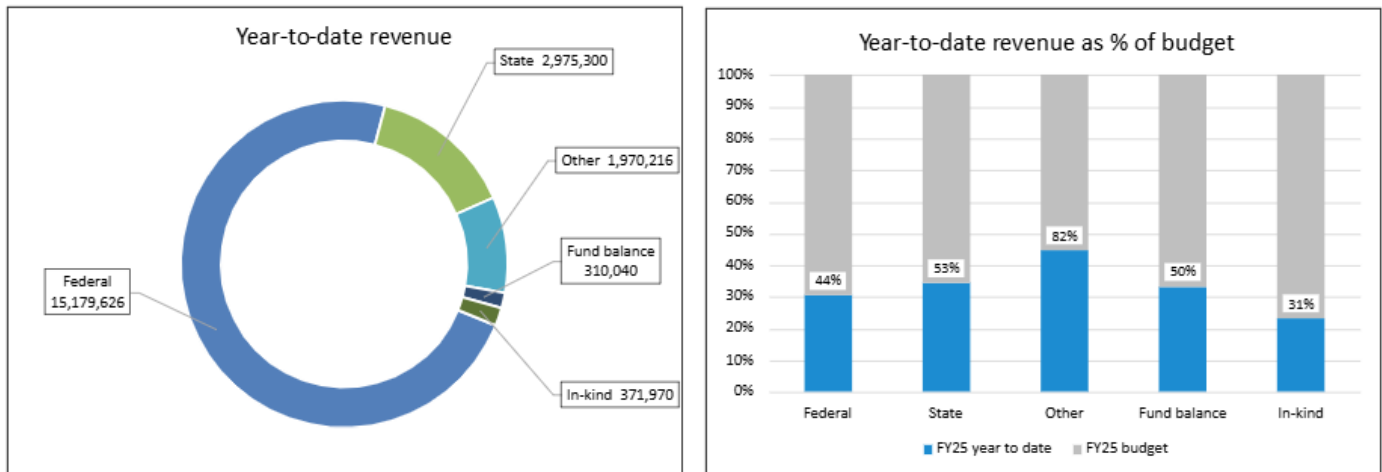
Number	Date	Vendor Name	Transaction Description	Amount
15055	1/2/2025	Vision Service Plan (IL)	Vision Retiree 1/2025	\$1,443.85
15059	1/3/2025	Comcast	Internet 12/2024	\$1,005.00
70270	1/3/2025	INC. HEALTHEQUITY	HSA fees 1/3/25	\$34,200.00
15060	1/6/2025	Comcast	TV Serv Fee 12/11/24-1/10/25	\$100.52
70269	1/10/2025	INC. HEALTHEQUITY	HSA fees 1/10/25	\$3,680.36
15061	1/16/2025	ADO Professional Solutions Inc	FY25 Accounting Temp Services	\$8,534.91
15062	1/16/2025	Aflac	AFLAC PR WH 12/2024	\$1,408.38
15063	1/16/2025	LAURENT M AHIABLAIME	Tuition Reimbursement -Laurent	\$2,594.00
15064	1/16/2025	ERIN L ALEMAN	Erin Aleman - Ground Travel II	\$1,376.21
15065	1/16/2025	Arctic Information Technology Inc	D365 Licenses - 12 months	\$86,280.00
15066	1/16/2025	Creative Financial Staffing LLC	FY25 Temp Services - SP	\$9,921.60
15067	1/16/2025	MAI ELLEN DANG	Tuition Reimbursement - Mai D.	\$5,250.00
15068	1/16/2025	JONATHAN HAADSMA	FY 25 In-region travel	\$35.35
15069	1/16/2025	Holland and Knight LLP	Legal services	\$671.50
15070	1/16/2025	JAEMI JACKSON	Meeting Travel expenses	\$532.40
15071	1/16/2025	LaSalle Network	Admin Temp services FY25	\$1,150.72
15072	1/16/2025	GEORGE PERKINS ANENE	Tuition Reimbursement -G.P-A	\$5,250.00
15073	1/16/2025	RUSSELL PIETROWIAK	FY25 in region travel expenses	\$445.28
15074	1/16/2025	ELIZABETH D. SCOTT	APA-IL Conference Registration	\$1,814.98
15075	1/16/2025	JENNIE KHOEN VANA	Exec Strategic Planning park	\$81.54
70263	1/16/2025	Association of Metropolitan Planning Organizations	Board Workshop - AMPO speaker	\$337.40
70264	1/16/2025	Orla Castanien	Professional coaching engageme	\$3,000.00
70265	1/16/2025	JENNIFER MILLER	Travel - IDOT Conf 2024	\$512.22
70266	1/16/2025	State Employee Retirement System of Illinois	Employees WH 12/2024	\$6,494.05
70267	1/16/2025	CLAIRE MARIE WILLIAMS	in region travel exp	\$168.33
70273	1/16/2025	INC. HEALTHEQUITY	FSA fees (2010.047)	\$24.24
15076	1/17/2025	ComEd	Electricity 12/2024	\$1,255.57
70271	1/22/2025	INC. HEALTHEQUITY	FSA fees (2010.047)	\$7,362.30
15077	1/23/2025	ADO Professional Solutions Inc	FY25 Accounting Temp Services	\$4,526.08
15078	1/23/2025	ADP Screening & Selection Services Inc	Background screening 12/2024	\$41.96
15079	1/23/2025	Arctic Information Technology Inc	ERP Subscription Fees 12/2024	\$836.13
15080	1/23/2025	Baker Tilly Virchow Krause & Company LLP	FY25 Accounting Services	\$26,758.75
15081	1/23/2025	MARY VICTORIA BARRETT	Registration - WSC in Osaka	\$222.00
15082	1/23/2025	CliftonLarsonAllen LLP	Accounting Services (2010.046)	\$45,510.00
70275	1/23/2025	INC. HEALTHEQUITY	HSA Contributions 1/24/25	\$5,180.36
70272	1/24/2025	INC. HEALTHEQUITY	FSA fees (2010.047)	\$599.20
15083	1/27/2025	Pitney Bowes Inc	Additional postage (2010.006)	\$2,500.00
15091	1/29/2025	BMO Harris Bank Master Card	CMAA cups	\$11,031.85

15084	1/30/2025	601W Companies Chicago MT LLC	Rent 2/2025	\$210,494.21
15085	1/30/2025	Blue Cross Blue Shield of Illinois	Cobra/Retirees Health 2/2025	\$160,056.94
15086	1/30/2025	Delta Dental - Risk	Dental PPO 2/2025	\$8,540.75
15087	1/30/2025	Iron Mountain	Shredding Serv 11/26-12/24/24	\$11.95
15088	1/30/2025	Mutual of Omaha	Life Insurance EE 2/2025	\$6,228.28
15089	1/30/2025	SLG Innovation Inc	IT Consulting 12/2024	\$101,302.44
15090	1/30/2025	TierPoint LLC	Colocation Services 2/2025	\$8,855.70
70276	1/30/2025	INC. HEALTHEQUITY	FSA fees (2010.047)	\$590.53
Total				\$778,217.84

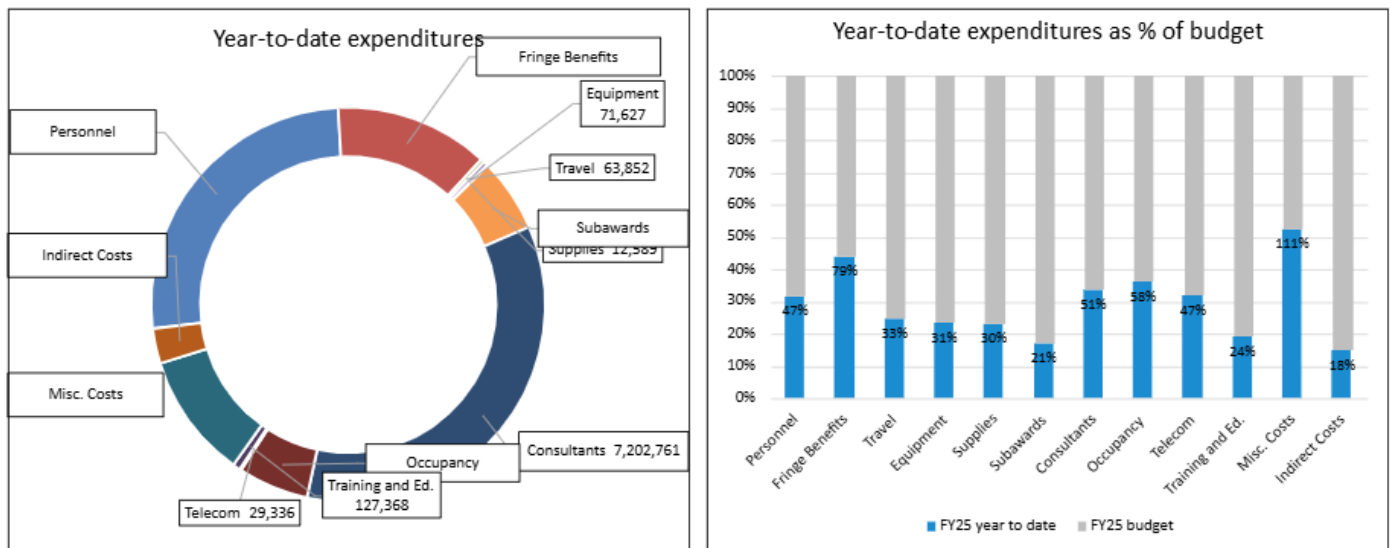
Fiscal Year-to-date Revenue and Expenditure Overview, January 2025

Revenue highlights: Revenue received as of this month for FY2025 is comprised of 73% Federal, 16% State and In-kind, 1% General funding such as Local contributions, and 9% Other Public, Foundation, Non-Public and Miscellaneous Funding.

Year-to-date, CMAP has collected 47% of its budgeted revenue from the sources identified in the tables below (excludes non-operational). Many of these revenue sources are reimbursable grants, therefore, revenues trail expenses.



Expenditure highlights: Expenditures are divided into twelve expenditure categories based on the agency's annual budget. Year-to-date, the agency has expended 48% of the budget in these categories. The three highest dollar categories of expenditures fiscal year-to-date are personnel at \$5.4 million, fringe benefits at \$2.6 million, and consultant costs at \$7.2 million.



Budget to Actual Tables, January 2025

Revenue, fund balance and in-kind services

	FY25 budget	FY25 year to date	FY25 balance
Federal revenue total	34,535,363	15,179,626	19,355,737
State revenue total	5,643,387	2,975,300	2,668,087
Other revenue total	2,417,259	1,970,216	447,042
Use of fund balance total	619,070	310,040	309,030
In-kind services total	1,212,585	371,970	840,615
Total	\$44,427,664	\$20,807,152	\$23,620,511

Expenses

	FY25 budget	FY25 year to date	FY25 balance
Personnel (Salary and Wages)	11,575,714	5,410,322	6,165,392
Fringe Benefits	3,320,747	2,611,160	709,587
Travel	192,184	63,852	128,332
Equipment	233,510	71,627	161,883
Supplies	41,700	12,589	29,111
Contractual Subawards*	6,062,924	1,245,750	4,817,174
Consultant (Professional Service)	14,053,015	7,202,761	6,850,254
Occupancy (Rent and Utilities)	2,084,217	1,199,512	884,705
Telecommunications	61,991	29,336	32,655
Training and Education	535,369	127,368	408,001
Miscellaneous Costs	1,908,697	2,124,731	(216,034)
Indirect Costs	3,317,070	593,527	2,723,543
Total	\$43,387,138	\$20,692,535	\$22,694,603

Note: *Core and Competitive subawards to UWP Partner Agencies (Chicago Department of Transportation, Council of Mayors Planning Liaisons Program, Counties, CTA, Metra, and Pace)

End report
###