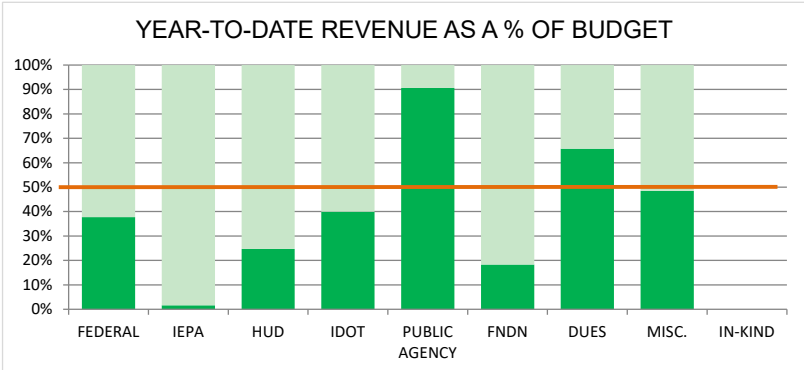
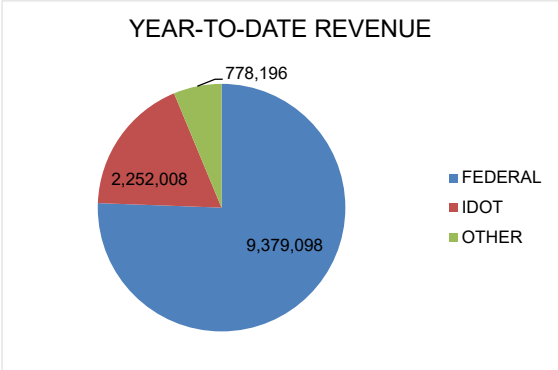


CHICAGO METROPOLITAN AGENCY FOR PLANNING
MONTHLY REVENUE AND EXPENDITURE REPORT
AS OF DECEMBER 31, 2022

REVENUE



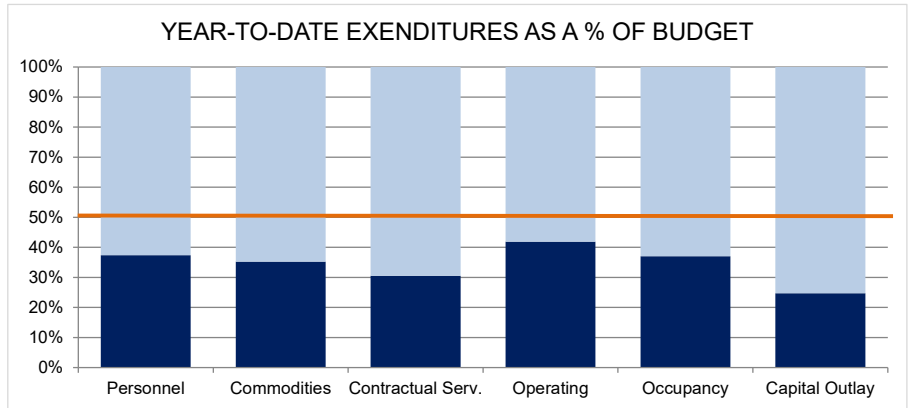
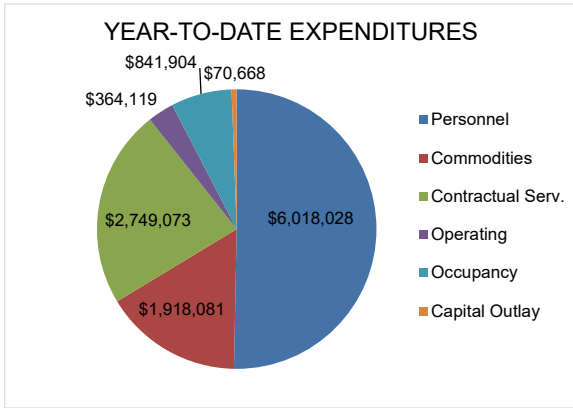
REVENUE OVERVIEW

CMAP's funding for FY2023 is comprised of (78%) Federal, (18%) State, (3%) Other Public, Foundation, Non-Public Funding and Miscellaneous, and (2%) Local contributions. Using the straight-line method, CMAP's collected revenue in relation to budgeted revenue for the month of December should be approximately 50.0%. As of December 2022, CMAP has collected 38.4% of its budgeted revenue from the sources identified in the Year-To-Date Revenue tables above. CMAP's grant with IDOT is a reimbursable agreement. Therefore, revenues will always lag expenses in a given fiscal month. Further, the transition from one fiscal year end to the next generally causes a delay in payments received from IDOT as both CMAP and IDOT work to close the previous fiscal year.

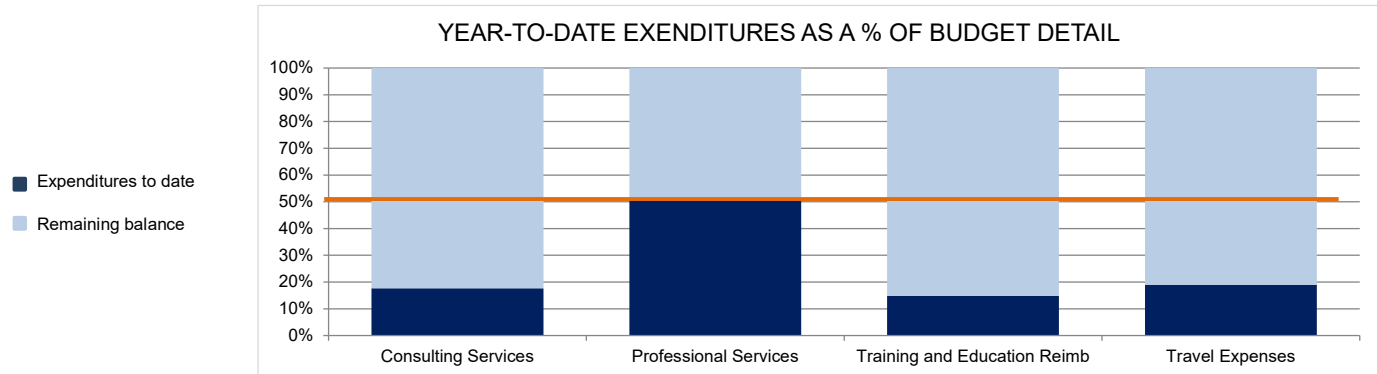
With the passage of a new 5-year federal transportation bill, the region needed to increase the local contributions to achieve the required 20% match. To reach the new local match requirements, the Agency increased the contribution amount for Counties, Transit Partners, and municipalities. Prior to the increase enacted in FY2023, the region's local contributions had remained consistent at \$887,000 since its inception in 2016. Through December 2022, CMAP collected 95.2% of FY2022 contributions. FY2023 contributions were invoiced in October 2022 and just over 10% has been collected at this time. Generally, CMAP has an annual collection of 99% for all dues.

Notes:
As of 12/31/2022, 50.0% of the fiscal year is complete. See orange trend line on YTD Revenue as a % of year complete.

EXPENDITURES



EXPENDITURE HIGHLIGHTS



EXPENDITURE OVERVIEW

Using the straight-line method, CMAP's expenses for the month of Dec should trend towards 50.0% of budget. As of December 2022, the agency has expended 32.5% of its budget. The three highest categories of expenditures for the fiscal year-to-date are personnel at 37.4%, contractual services at 30.5%, and commodities at 35.3%. Personnel expenses along with contractual services continue to lag behind expectations. The largest contributor to below trending expenses is staff recruitment and turnover. Similar to employers throughout the country, the agency is contending with a very competitive job market. While turnover has slowed and the agency has onboarded several new staff members, we have a few more positions to fill to be fully staffed to complete the work outlined in the agency workplan for FY2023. It is also increasingly challenging to recruit and maintain talent in this highly competitive market. This also has a direct impact on consultant service expenditures as staff are required to manage consultant-led projects. Consulting services were 17.7% fiscal year-to-date.

The first table "Expenditures" provides expenditures for the six categories that make up the agency's budget. The second table reflects the highest four sub-categories in CMAP's budget. Consulting and Professional Services are under the Contractual Expense Category and Training & Education and Travel Expenses are under the Operating Expense Category. For definition of the six categories that comprise the CMAP budget, see below.

CMAP Expenses Categories

Personnel expenses for salaries and wages provided for all persons employed by CMAP are included in this category. Leave hours taken such as vacation, sick, personal days, parental and family & medical leaves are included in this category.

Commodities are supplies, materials and articles which are consumed during their use or are materially altered when used. These items have a unit cost under \$3,000.00, a limited life, and are not subject to depreciation.

Contractual Services are expenditures for contracted services performed by non-employees which are required by a division or the board in the execution of its assigned function.

General Operating expenses include payments for services provided to CMAP in the normal operations of a business. These include postage, meeting expenses, memberships, conferences, etc. Employee travel reimbursements are also under this expenditure category including both in-region and out-of-region travel and related related training expenses.

Occupancy expenses are rent/office maintenance expenses which include payment of utility costs, office lease, real estate taxes, telephone charges, monthly parking fees related to the leases, and office maintenance provided by the building operations. This would include all costs paid by CMAP to occupy the physical office space.

Capital expenses include payments for the acquisition, replacement, or substantial increase in value of assets which are not expendable in first use, with a life expectancy exceeding one year, subject to depreciation and with a unit cost greater than \$3,000.00.

Notes:

As of 12/31/2022, 50.0% of the fiscal year is complete. See orange trend line on YTD Expenditures as a % of year complete.

**CHICAGO METROPOLITAN AGENCY FOR PLANNING
MONTHLY SUMMARY REPORT
AS OF DECEMBER 31, 2022**

	<u>Received/ Expended To Date</u>	<u>FY 2023 Budget</u>	<u>Remaining Balance</u>	<u>% of Budget</u>
OPERATIONAL				
REVENUES				
By Program				
Federal	\$ 7,571,680	\$ 20,936,191	\$ 13,364,511	36.2%
Statewide Research & Local Planning	1,807,418	3,913,138	2,105,720	46.2%
IDOT	2,252,008	5,634,808	3,382,800	40.0%
IEPA	2,695	161,395	158,701	1.7%
HUD	1,671	6,754	5,083	24.7%
Other Public Agencies	97,595	107,671	10,076	90.6%
Foundations and Non-Public Agencies	76,895	420,000	343,105	18.3%
Contributions	583,538	887,486	303,948	65.8%
Miscellaneous	15,803	32,600	16,797	48.5%
Total Revenues	<u>\$ 12,409,303</u>	<u>\$ 32,350,043</u>	<u>\$ 19,940,740</u>	<u>38.4%</u>

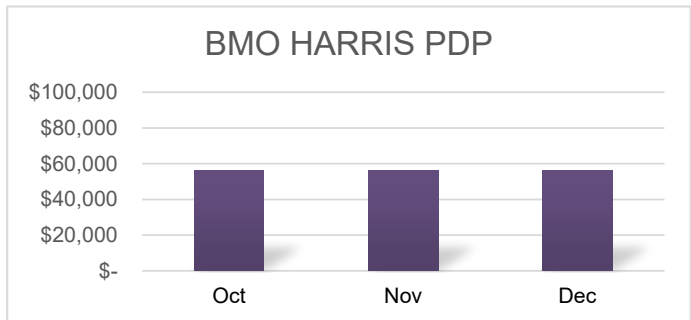
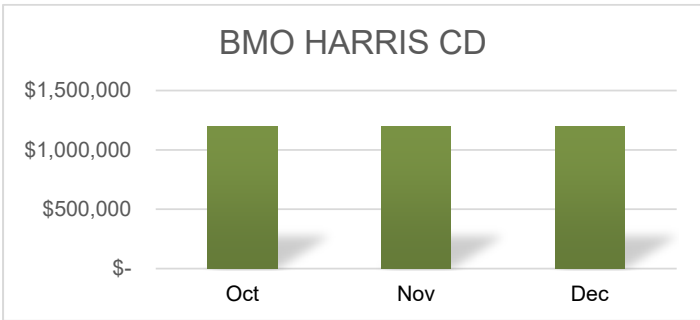
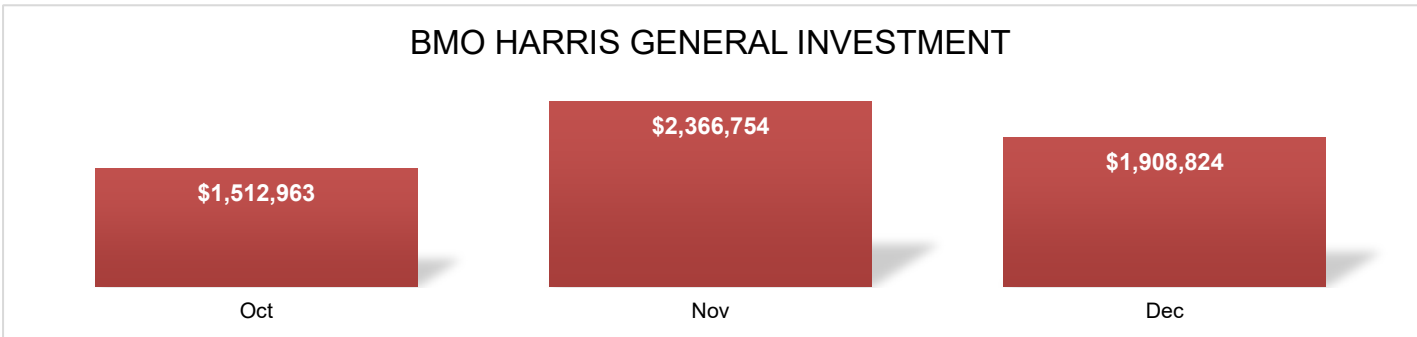
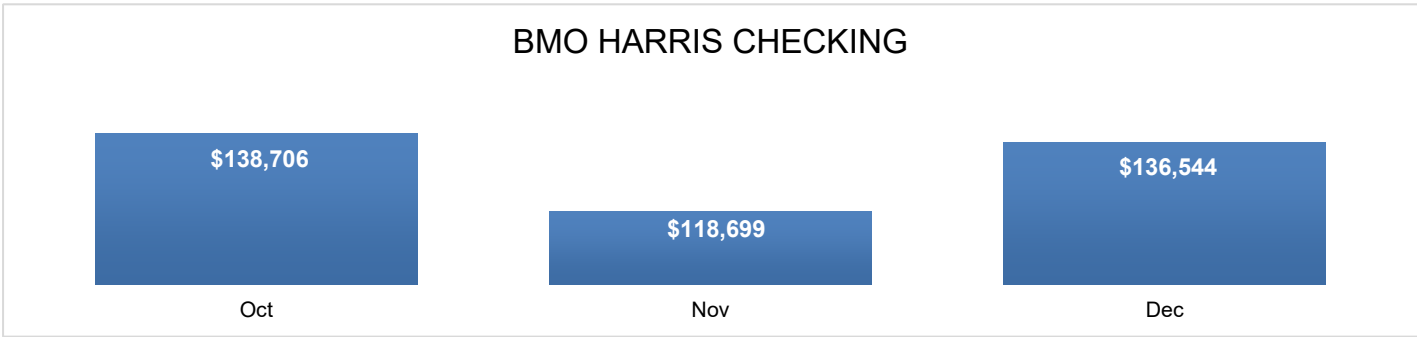
EXPENDITURES				
By Category				
Personnel	\$ 6,018,028	\$ 16,084,682	\$ 10,066,654	37.4%
Commodities	1,918,081	5,440,196	3,522,115	35.3%
Contractual Services	2,749,073	9,010,584	6,261,511	30.5%
Operating Expenses	364,119	869,743	505,624	41.9%
Occupancy Expenses	841,904	2,270,611	1,428,707	37.1%
Capital Outlay	70,668	286,000	215,332	24.7%
Total Expenditures	<u>\$ 11,961,873</u>	<u>\$ 33,961,815</u>	<u>\$ 21,999,942</u>	<u>35.2%</u>

NON-OPERATIONAL

REVENUE				
Pass-Through	116,690	\$ 3,199,500	\$ 3,082,810	3.6%
Council of Mayors	376,772	1,916,368	1,539,596	19.7%
CMAP Match	-	-	-	0.0%
In-Kind Services	-	-	-	0.0%
Total, Non-Operations Revenues	<u>\$ 493,462</u>	<u>\$ 5,115,868</u>	<u>\$ 4,622,406</u>	<u>9.6%</u>

EXPENDITURES				
Pass-Through	100,379	\$ 3,199,500	\$ 3,099,121	3.1%
Council of Mayors	470,965	1,916,368	1,445,403	24.6%
CMAP Match	-	5,037	5,037	0.0%
In-Kind Services	-	-	-	0.0%
Applied Overhead	-	2,867,446	2,867,446	0.0%
Total, Non-Operations Expenditures	<u>\$ 571,344</u>	<u>\$ 7,988,351</u>	<u>\$ 7,417,006</u>	<u>7.2%</u>

**CHICAGO METROPOLITAN AGENCY FOR PLANNING
MONTHLY CASH REPORT
AS OF DECEMBER 31, 2022**



MONTHLY CASH OVERVIEW

What caused the change in balance for each of the cash accounts?

BMO Harris Checking Account: Wire transfers of \$2.9 million from the General Investment account funded operating activities for the month of December. Operating activities were comprised of \$779 thousand in personnel related costs, and \$2.2 million in payables.

BMO Harris General Investment Account: Wire transfers of \$1.8 million resulting from monthly revenue activity partially funded \$2.2 million in transfers to the Checking account for the month of December.

BMO Harris CD: No activity has occurred in this account during FY2023.

BMO Harris Peters Fellowship: Monthly interest and a contribution of \$1,050 was the only activity in this account during FY2023.

Are we meeting our Federal reserve commitment of \$5,000,000 as outlined in the agency's 2018 MPO Certification?

The agency's cash balance fluctuates throughout the year since the funding is mainly on a reimbursement basis. Annually, the cash level during June and July is at its lowest point. This is due to the State's and the agency's fiscal year end close. Therefore, 2nd and 3rd quarter cashflow should be in line with this requirement. 1st and 4th quarter cashflow are more impacted by the fiscal year-end close-out process. This reserve commitment includes the \$1.2 million CD the agency holds as a security deposit with the OPO landlord.

12296	12/1/2022	DIANA BELTRAN	RailVolution Conf Registration	\$2,460.63
12297	12/1/2022	JULIE BURROS	Streetscape/Country Club trvl	\$68.07
12298	12/1/2022	DUSTIN CALLIARI	11/4/22 ULI membership	\$250.00
12299	12/1/2022	Change Research Public Benefit Corporation	Public Opinion Poll - Embold	\$4,880.00
12300	12/1/2022	Chicago Transit Authority	7/1-10/31CTA RPM Core Capacity	\$103,319.94
12301	12/1/2022	Design Workshop Inc	10/22 PAO A: Sugar Grove	\$33,945.00
12302	12/1/2022	Health Care Cost Management Inc	12/2/22 Health FSA PR WH	\$2,237.91
12303	12/1/2022	Kane County Division of Transportation	8/1-8/31 Kane-Kendall COM	\$26,585.19
12304	12/1/2022	LaSalle Network	11/13/22 Temp Admin Help	\$1,120.50
12305	12/1/2022	COLE R NEDER	Municipal Engineering Register	\$1,474.05
12306	12/1/2022	JOSE RODRIGUEZ	Pave mgmt and Paver Train Trvl	\$201.80
12307	12/1/2022	Sam Schwartz Engineering	10/1-10/21 PAO A Bartlett Bicy	\$450.00
12308	12/1/2022	US Bank HSA	12/2/22 HSA Deduction EE	\$2,273.20
12309	12/1/2022	Valerie S Kretchmer Associates Inc	PAO D Avondale/Logan Square	\$4,351.25
12310	12/1/2022	Warehouse Direct	PPE Supplies	\$578.76
12311	12/1/2022	Woogl Corp	Print presentation folders	\$1,264.00
70072	12/1/2022	Hertz Corporation	10/24-10/25 E Aleman Car Rent	\$668.36
70073	12/1/2022	State Employee Retirement System of Illinois	11/22 Employees WH	\$16,763.30
70074	12/1/2022	University of Chicago	Civic Leadership Academy-Cindy	\$10,000.00
12312	12/5/2022	Comcast	11/11-12/10/22 TV Service Fee	\$78.68
12313	12/5/2022	UPS	11/23/22 UPS Shipping	\$42.19
12314	12/8/2022	Vision Service Plan (IL)	12/22 COBRA	\$1,231.40
12315	12/8/2022	LAURENT M AHIABLAME	ASABE Membership Dues	\$170.00
12316	12/8/2022	ERIN L ALEMAN	Travel for various meetings	\$306.07
12317	12/8/2022	MARY VICTORIA BARRETT	McHenry County Committee Travl	\$37.75
12318	12/8/2022	Village of Bedford Park	9/22 Southwest COM	\$15,286.38
12319	12/8/2022	BerryDunn	ERP Assessment project	\$3,655.00
12320	12/8/2022	Budget Rent A Car System Inc	9/12-9/13 J Seid Car Rental	\$184.03
12321	12/8/2022	Cogent Communications Inc	11/22 Internet	\$752.25
12322	12/8/2022	Corporation for Digital Scholarship	One year of Zotero storage	\$450.00
12323	12/8/2022	Creative Financial Staffing LLC	10/16 Finance temp help	\$21,045.79
12324	12/8/2022	Elrod Friedman LLP	10/22 Legal Service fee	\$2,082.00
12325	12/8/2022	Gewalt Hamilton Associates Inc	9/21 A2 PAO A Central COM	\$3,855.00
12326	12/8/2022	JENNIFER R MADDUX	Engineer Course Registration	\$1,447.30
12327	12/8/2022	Oates Associates Inc	10/1-10/28 ADA Transition Plan	\$10,535.00
12328	12/8/2022	REX Electric and Technologies LLC	Conf Room Camera Relocation	\$1,504.00
12329	12/8/2022	South Suburban Mayors & Managers Associati	9/22 South COM	\$17,612.22
12330	12/8/2022	Warehouse Direct	General Office Supplies	\$241.63
12331	12/8/2022	MARY ELIZABETH WEBER	IDOT Fall Planning Conf Travel	\$367.66
70075	12/8/2022	Cook County Highway Department	Cook County Transit Plan	\$13,975.08
12332	12/15/2022	ComEd	10/28-11/30/22 Electricty	\$1,379.49
12333	12/15/2022	Village of Bedford Park	10/3-10/31/22 Southwest COM	\$16,145.58
12334	12/15/2022	DUSTIN CALLIARI	Gas for Rental Car Travel	\$102.99
12335	12/15/2022	Cambridge Systematics Inc	3/1-4/30/22 IIPD Master Plan	\$40,511.94
12336	12/15/2022	CDW Government Inc	MS Surface Laptop 5 & Dock	\$2,772.81
12337	12/15/2022	City Club of Chicago	12/7/22 Future of Chicagoland	\$750.00
12338	12/15/2022	Dell Marketing LP	Dell VXRail Hardware Support	\$103,649.06
12339	12/15/2022	DuPage Mayors & Managers Conference	7/22 DuPage COM	\$13,115.04
12340	12/15/2022	Genesys Works Chicago	10/1-10/15 Genesys work intern	\$4,843.83
12341	12/15/2022	Health Care Cost Management Inc	12/16/22 Dependent FSA PR WH	\$2,237.91
12342	12/15/2022	Houseal Lavigne Associates LLC	8/22 Harvey Comp UWP Compete19	\$5,522.97
12343	12/15/2022	JAEMI JACKSON	ADA Training Meeting Expenses	\$76.66
12344	12/15/2022	Inc. Jacobs Engineering Group	Highway-Rail Grade Crossing	\$22,733.92
12345	12/15/2022	Lake County Division of Transportation	9/22 Lake COM	\$19,056.92
12346	12/15/2022	McHenry County Division of Transportation	7/22 McHenry COM	\$4,023.07
12347	12/15/2022	Multilingual Connections	Translation Services	\$204.90
12348	12/15/2022	Northwest Municipal Conference	9/22 NW/N Shore COM	\$23,250.70
12349	12/15/2022	Resource Systems Group Inc	10/22 Activity Based Model	\$40,498.52
12350	12/15/2022	S2Verify LLC	11/1-11/30 Background check	\$238.16
12351	12/15/2022	JACOB D SEID	Outreach event meeting expense	\$537.72
12352	12/15/2022	US Bank HSA	12/16/22 HSA Deduction EE	\$2,473.24
12353	12/15/2022	West Central Municipal Conference	10/22 North Central COM (WCMC)	\$14,638.16
70076	12/15/2022	RA Malatest and Associates	10/22 Commercial Serv Vehicle	\$15,524.80
12366	12/16/2022	ADP Direct Pay	10/25 ADP Comp Services	\$6,140.09
12354	12/22/2022	Comcast	12/22 Internet	\$1,000.00
12355	12/22/2022	601W Companies Chicago MT LLC	1/23 Rent	\$185,344.83
12356	12/22/2022	AECOM Technical Services Inc	6/4-6/30/22 Mobility Recovery	\$22,570.00
12357	12/22/2022	Applied Research Association Inc	10/1-10/31 TID-CMAP Pilot PMS	\$5,700.00
12358	12/22/2022	CDW Government Inc	Laptop - Microsoft Surface 4	\$2,250.07
12359	12/22/2022	Clarity Partners LLC	10/22 Liferay Web Dev	\$160.11
12360	12/22/2022	Dell Marketing LP	Dell Switch Hardware Support	\$30,659.07
12361	12/22/2022	GRM Information Management Services of Chi	12/1-12/31/22 Offsite Storage	\$315.42

12362	12/22/2022	Health Care Cost Management Inc	12/22 FSA admin fees	\$234.00
12363	12/22/2022	HOLLY L HUDSON	Tyler Creek, FREP, Equip Travel	\$75.63
12364	12/22/2022	Riverside Graphics Corporation	Business cards for 20 people	\$707.00
12365	12/22/2022	TierPoint LLC	10/1-10/31 Colocation services	\$6,523.55
12391	12/27/2022	CenturyLink	11/22 Teleconference	\$37.88
12367	12/29/2022	AECOM Technical Services Inc	10/15-11/11 Proj MGMT Oversight	\$16,505.00
12368	12/29/2022	Aflac	11/22 Aflac PR WH	\$272.16
12369	12/29/2022	Astriata LLC	8/22 Website Redesign	\$8,145.00
12370	12/29/2022	Baker Tilly Virchow Krause & Company LLP	11/30 Accounting services	\$22,010.00
12371	12/29/2022	Blue Cross Blue Shield of Illinois	Health Insurance Monthly Premiums	\$111,780.79
12372	12/29/2022	MICHAEL BROWN	Community meeting travel	\$126.20
12373	12/29/2022	CDW Government Inc	Adobe Acrobat Software License	\$6,884.54
12374	12/29/2022	Change Research Public Benefit Corporation	Public opinion poll - Embold	\$4,880.00
12375	12/29/2022	Dave Burk Photography LLC	Photography services	\$2,200.00
12376	12/29/2022	Design Workshop Inc	PAO A: Sugar Grove Comp Plan	\$9,210.00
12377	12/29/2022	First Communications LLC	11/22 Telephone	\$367.92
12378	12/29/2022	Genesys Works Chicago	11/16-11/30/22 HS interns	\$5,195.88
12379	12/29/2022	Geosyntec Consultants	11/17-11/23 PAO B FSI Update	\$440.50
12380	12/29/2022	JANE GROVER	Dunn Museum and Zoo Travel	\$176.09
12381	12/29/2022	Holland and Knight LLP	11/18-11/29 Legal Advice	\$395.00
12382	12/29/2022	JAEMI JACKSON	2023 APA annual dues	\$250.00
12383	12/29/2022	LaSalle Network	11/27 Temp Admin/Reception	\$2,521.14
12384	12/29/2022	Omegabit LLC	11/22 Website hosting	\$2,124.95
12385	12/29/2022	TODD E SCHMIDT	Pavement MGMT Present Travel	\$36.38
12386	12/29/2022	SLG Innovation Inc	11/22 IT consulting	\$60,561.30
12387	12/29/2022	Teska Associates	DuPage Lake Street Zoning	\$7,232.50
12388	12/29/2022	US Bank HSA	12/30/22 Employer Contribution	\$21,166.66
12389	12/29/2022	BEATRIX EDLYN GUE YAN	Elevated Chi Symposium Travel	\$132.50
12390	12/29/2022	Zoho Corporation	Software Licenses	\$8,395.00
12417	12/29/2022	BMO Harris Bank Master Card	Credit Card Statement	\$3,965.74
70077	12/29/2022	AVI Systems Inc	AV Upgrades	\$5,075.00
70078	12/29/2022	Hertz Corporation	11/14-11/17 - L Bayley rental	\$733.21
70079	12/29/2022	Will County Supervisor of Assessments	County Assessor data for 2021	\$100.00
WT	12/1/2022	IMRF	Credit Refunded	(\$195.24)
WT	12/1/2022	IL Department of Revenue	State Income Taxes	\$18,006.03
WT	12/1/2022	Internal Revenue Service	Federal Income Taxes	\$95,936.43
WT	12/2/2022	State Disbursement Unit	PY Withholding	\$391.76
WT	12/2/2022	BMO Harris Bank	Payroll	\$255,384.10
WT	12/5/2022	Empower Financial Group	Insurance	\$15,289.25
WT	12/15/2022	IL Department of Revenue	State Income Taxes	\$17,966.08
WT	12/15/2022	Internal Revenue Service	Federal Income Taxes	\$95,491.60
WT	12/16/2022	IMRF	Cash receipt for Retirees Insurance	\$73,890.62
WT	12/16/2022	RTA	Transit Benefit Card Payment	\$730.75
WT	12/16/2022	State Disbursement Unit	PY Withholding	\$391.76
WT	12/16/2022	BMO Harris Bank	Payroll	\$255,618.30
WT	12/20/2022	Empower Financial Group	Insurance	\$13,742.35
WT	12/22/2022	BMO Harris Bank	Checking Account Service Fee	\$512.83
WT	12/27/2022	Michigan UIA	MI unemployment	\$55.00
WT	12/28/2022	CTA	Ventra Transit Benefit Card Payment	\$1,488.75
WT	12/29/2022	IL Department of Revenue	State Income Taxes	\$18,613.27
WT	12/29/2022	Internal Revenue Service	Federal Income Taxes	\$99,524.11
WT	12/29/2022	BMO Master Card	Credit Refunded	(\$763.81)
WT	12/30/2022	IMRF	Credit Refunded	(\$195.24)
WT	12/30/2022	State Disbursement Unit	PY Withholding	\$391.76
WT	12/30/2022	BMO Harris Bank	Payroll	\$266,243.08
				\$2,433,154.43
				\$0.00