

FY2025

CMAP monthly financial report

August 2024



Chicago Metropolitan
Agency for Planning

Monthly Revenue and Expenditure Report

As of August 31, 2024

The overall purpose of monthly financial reports is to provide key information on performance of revenues as well as expenses. Therefore, the following items for the month are being presented to the Executive Committee:

- Monthly cash overview.
- Fiscal year-to-date revenue and expenditure overview.

Monthly Cash Overview, August 2024

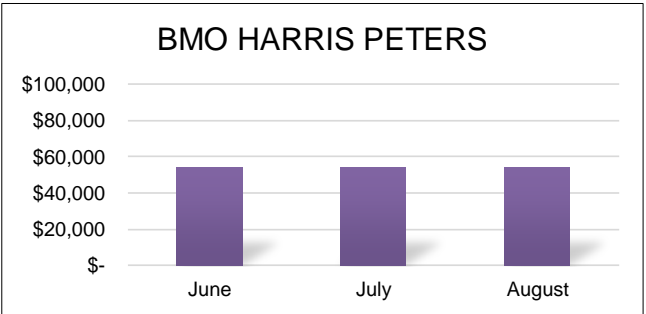
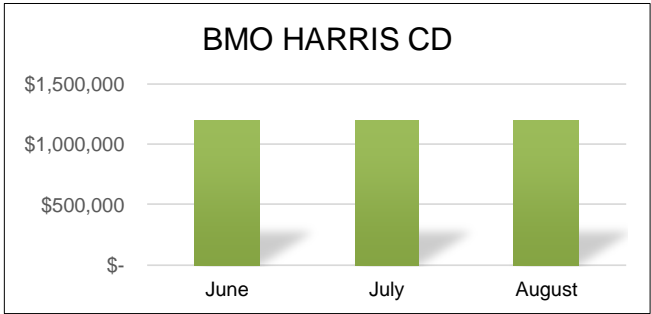
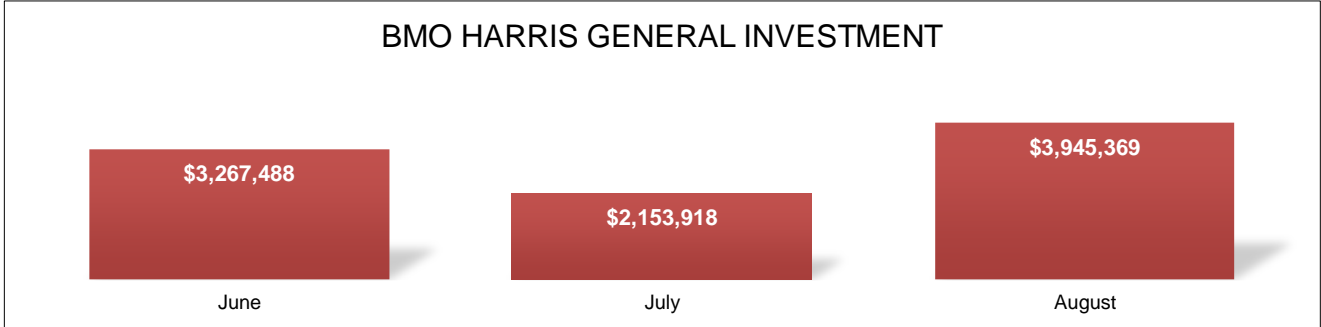
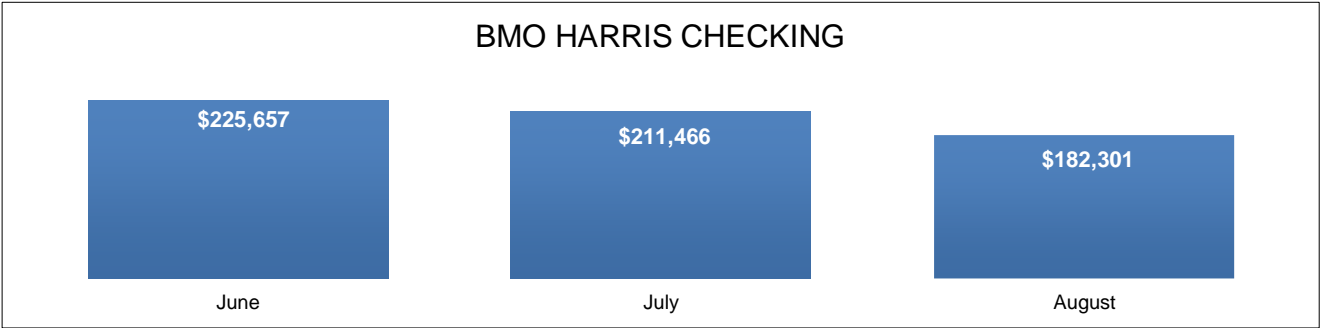
What caused the change in balance for each of the cash accounts?

BMO Harris Checking Account: Wire transfers of \$2.6 million from the General Investment account funded operating activities for the month. Operating activities were comprised of \$954 thousand in personnel related costs, and \$1.8 million in payables.

BMO Harris General Investment Account: Wire transfers received in the amount of \$4.5 million resulting from monthly revenue activity, partially funded \$2.7 million in transfers to the Checking account for the month.

BMO Harris CD: No activity has occurred in this account during FY2024.

BMO Harris Peters Fellowship: Monthly interest was the only activity in this account during FY2024.



Transaction Register, August 2024

Number	Date	Vendor Name	Transaction Description	Amount
14537	8/1/2024	ADO Professional Solutions Inc	Temp Serv - BK, AW, AM 7/2024	\$ 8,388.08
14538	8/1/2024	Creative Financial Staffing LLC	Temp Services - SP, MW 7/2024	\$ 6,190.05
14539	8/1/2024	Granicus LLC	Project Finder add-on	\$ 2,500.00
14540	8/1/2024	Inc. Jacobs Engineering Group	Dixmoor CIP 6/2024	\$ 6,720.66
14541	8/1/2024	Lake County Division of Transportation	UWP Lake COM 3/2024	\$ 54,564.96
14542	8/1/2024	TELUS Health (US) LTD	EAP Services 7-9/2024	\$ 601.02
14543	8/5/2024	Comcast	Internet 7/2024	\$ 1,105.52
14544	8/8/2024	ADO Professional Solutions Inc	Temp Serv - BK, AW, AW 7/2024	\$ 9,642.45
14545	8/8/2024	Aflac	Aflac PR WH 7/2024	\$ 1,505.10
14546	8/8/2024	LAURENT M AHIABLAME	Travel - ASABE conference 2024	\$ 2,437.27
14547	8/8/2024	Chicago Office Technology Group	Copier Maint 6/22-6/30/24	\$ 372.09
14548	8/8/2024	Creative Financial Staffing LLC	Temp Services - SP, MW 7/2024	\$ 6,237.21
14549	8/8/2024	Dell Marketing LP	Professional Services: Deploy	\$ 10,112.10
14550	8/8/2024	NICHOLAS FERGUSON	Esri User Conference travel	\$ 2,434.68
14551	8/8/2024	First Communications LLC	Telephone 7/2024	\$ 2,312.69
14552	8/8/2024	Health Care Cost Management Inc	Health FSA PR WH 8/9/24	\$ 2,692.88
14553	8/8/2024	Henricksen and Company INC	Sit/Stand Desk	\$ 1,142.93
14554	8/8/2024	LaSalle Network	Admin Temp services 7/2024	\$ 3,932.26
14555	8/8/2024	Mileage Based User Fee Alliance	MBUFA 2024 Dues	\$ 5,000.00
14556	8/8/2024	TIMOTHY KYLE O'LEARY	2024 Esri UC Conference Travel	\$ 2,738.06
14557	8/8/2024	JOSE RODRIGUEZ	Travel - Field Data Collection	\$ 275.98
14558	8/8/2024	DuPage County	DuPage Trails Plan	\$ 15,590.34
14559	8/8/2024	SHI International Corporation	Software Maintenance: Version	\$ 4,878.95
14560	8/8/2024	LP TVG-MGT Holdings	FY24 Temp Services Cheryl Mosq	\$ 16,100.00
14561	8/8/2024	Dell Marketing LP	Microsoft O365 Extra File Stor	\$ 91,734.19
70230	8/8/2024	MIOVISION Technologies Incorporated	Ground Shipping of Coiled Cabl	\$ 295.00
14562	8/15/2024	ADO Professional Solutions Inc	Temp Serv - BK, AW, AM 7/2024	\$ 9,729.89
14563	8/15/2024	LAURENT M AHIABLAME	Summer Tuition Reimb - Laurent	\$ 1,328.00
14564	8/15/2024	Clarity Partners LLC	Website development 6/2024	\$ 1,400.18
14565	8/15/2024	Creative Financial Staffing LLC	Temp Services - SP, MW 8/2024	\$ 6,688.56
14566	8/15/2024	Cubic ITS Inc	Software Maint Renewal FY24	\$ 475.00
14567	8/15/2024	Dell Marketing LP	Annual Microsoft Maintenance R	\$ 200,779.01
14568	8/15/2024	Holland and Knight LLP	Legal Services	\$ 2,291.00
14569	8/15/2024	Optum Bank	HSA Contributions EE 8/9/24	\$ 3,941.25
14570	8/15/2024	STEPHEN C OSTRANDER	Travel - 2024 ESRI Conference	\$ 2,653.96
14571	8/15/2024	Riverside Graphics Corporation	PART Action agenda -150 copies	\$ 669.00
14572	8/15/2024	JOSE RODRIGUEZ	Travel - ESRI User Conf 7/2024	\$ 3,668.17
14573	8/15/2024	LP TVG-MGT Holdings	Temp Serv- Cheryl M. 7/2024	\$ 9,059.40
14574	8/15/2024	Warehouse Direct	80# Cardstock paper	\$ 271.32
70231	8/15/2024	Hertz Corporation	Travel -Gilton Rental 7/2024	\$ 294.32

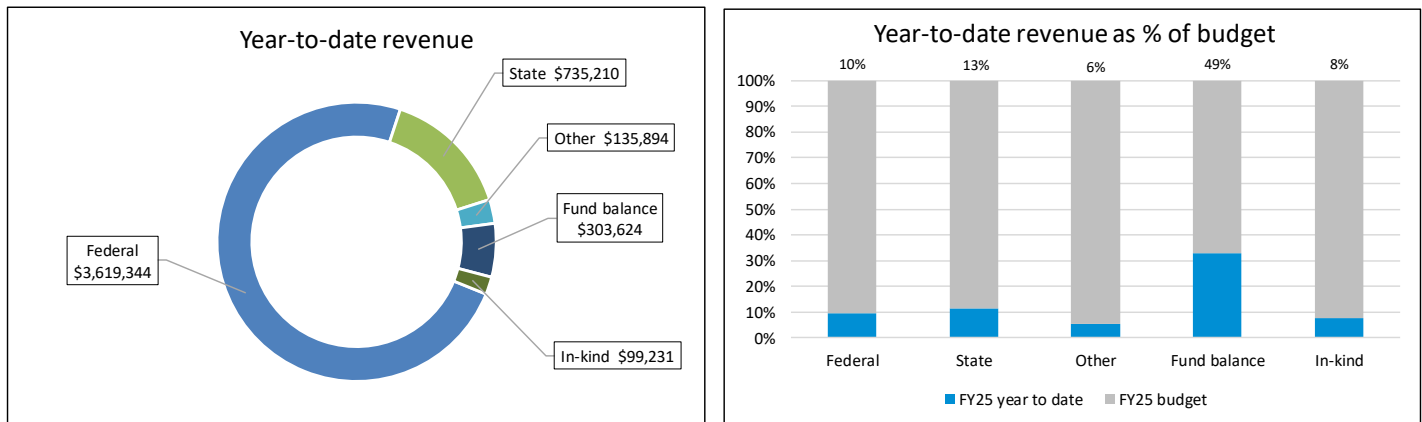
70232	8/15/2024	Illinois Department of Transportation	IDOT indirect refund	\$	300,458.00
70233	8/15/2024	State Employee Retirement System of Illinois	Employees WH 7/2024	\$	6,211.44
14575	8/19/2024	ComEd	Electricity 7/2024	\$	1,330.53
14576	8/19/2024	UPS	UPS WorldShip 8/6/24	\$	93.57
14577	8/19/2024	Vision Service Plan (IL)	Vision COBRA 6/2024	\$	1,276.26
14578	8/22/2024	JESSE MITCHELL ALTMAN	Travel - Kane CAIP Meeting	\$	52.26
14579	8/22/2024	ENRIQUE CASTILLO	APA Membership FY25	\$	350.00
14580	8/22/2024	Cogent Communications Inc	FY25 ISP agreement 7/2024	\$	2,268.03
14581	8/22/2024	Granicus LLC	FY25 Software Subscription	\$	85,880.95
14582	8/22/2024	Health Care Cost Management Inc	Health FSA PR WH 8/23/24	\$	2,692.89
14583	8/22/2024	MAKALA MORALES	APA Dues FY25	\$	121.75
14629	8/23/2024	Optum Bank	HSA Contributions EE 8/23/24	\$	3,433.25
14585	8/30/2024	601W Companies Chicago MT LLC	Office Maintenance 9/2024	\$	2,272.21
14586	8/30/2024	911 Interpreters Inc	Translation services 6/2024	\$	3,419.87
14587	8/30/2024	ADO Professional Solutions Inc	FY25 Accounting Temp Services	\$	19,842.56
14588	8/30/2024	ADP Screening & Selection Services Inc	Background screening 7/2024	\$	9.58
14589	8/30/2024	Arctic Information Technology Inc	ERP Professional Services	\$	33,140.65
14590	8/30/2024	Baker Tilly Virchow Krause & Company LLP	Compensation Consulting	\$	36,351.00
14591	8/30/2024	Blue Cross Blue Shield of Illinois	Cobra Health/Dental 9/2024	\$	124,690.52
14592	8/30/2024	LILY ROSE BRACK	Lbrack - APA & AICP dues	\$	350.00
14593	8/30/2024	JULIE BURROS	Peters Fellows Lunch 8/16/24	\$	246.58
14594	8/30/2024	CBRE Inc	Commercial Office Leasing	\$	28,950.00
14595	8/30/2024	CDW Government Inc	Computer Hardware: Dell CTO P	\$	27,424.50
14596	8/30/2024	Center for Neighborhood Technology	Equitable Engagement	\$	35,944.00
14597	8/30/2024	Creative Financial Staffing LLC	Temp Services - SP, MW 8/2024	\$	12,608.94
14598	8/30/2024	Dell Marketing LP	Microsoft Unified Support	\$	94,419.68
14599	8/30/2024	Delta Dental - Risk	Dental PPO 9/2024	\$	7,661.82
14600	8/30/2024	Dun and Bradstreet	Data Purchase FY25	\$	126,020.00
14601	8/30/2024	EcoInteractive Inc	Integrated TIP database 7/2024	\$	36,569.41
14602	8/30/2024	Elrod Friedman LLP	Legal Services 7/2024	\$	190.00
14603	8/30/2024	Equiticity	Equitable engagement facilitat	\$	42,000.00
14604	8/30/2024	ESRI	Software Maintenance: ArcGIS	\$	19,386.00
14605	8/30/2024	Houseal Lavigne Associates LLC	Harvey Comp Plan 6/2024	\$	16,839.32
14606	8/30/2024	Iron Mountain	Shredding Services 7/1-7/23/24	\$	11.95
14607	8/30/2024	LaSalle Network	Admin Temp services FY25	\$	2,892.39
14608	8/30/2024	THOMAS J. MURTHA	Travel - Nat'l Energy Lab Mtg	\$	841.99
14609	8/30/2024	Optum Bank	HSA Monthly Acct Fee 4-6/2024	\$	344.50
14610	8/30/2024	SLG Innovation Inc	IT Consulting 7/2024	\$	75,553.55
14611	8/30/2024	TierPoint LLC	Colocation Services 9/2024	\$	6,447.06
14612	8/30/2024	LP TVG-MGT Holdings	Temp Serv- Cheryl M. 5-6/2024	\$	10,038.70
14613	8/30/2024	West Central Municipal Conference	UWP Central COM 6/2024	\$	7,842.23

14643	8/29/2024	BMO Harris Bank Mastercard	Credit card payment	\$	21,570.50
WT	8/2/2024	IMRF	IMRF pmt	\$	(2,195.81)
WT	8/8/2024	EMPOWER	Insurance	\$	13,503.60
WT	8/9/2024	ADP	Payroll	\$	276,351.06
WT	8/9/2024	ADP	Payroll Tax	\$	120,505.14
WT	8/12/2024	IMRF	IMRF pmt	\$	61,908.18
WT	8/16/2024	RTA	8/24 RTA card pmt	\$	1,256.00
WT	8/16/2024	ADP	8/24 ADP payroll fees	\$	7,592.19
JE	8/19/2024	VSP	Void VSP credit	\$	29.46
WT	8/22/2024	BMO Harris Bank	7/24 BMOH acct analysis fee	\$	893.55
WT	8/23/2024	EMPOWER	Insurance	\$	14,667.88
WT	8/23/2024	ADP	Payroll	\$	312,361.54
WT	8/23/2024	ADP	Payroll Tax	\$	144,472.05
WT	8/26/2024	VENTRA	Ventra card loads-7/22-8/21/24	\$	3,046.00
WT	8/31/2024	BMO Harris Bank Mastercard	potbelly reverse entry	\$	31.50
Total				\$	2,655,224.31

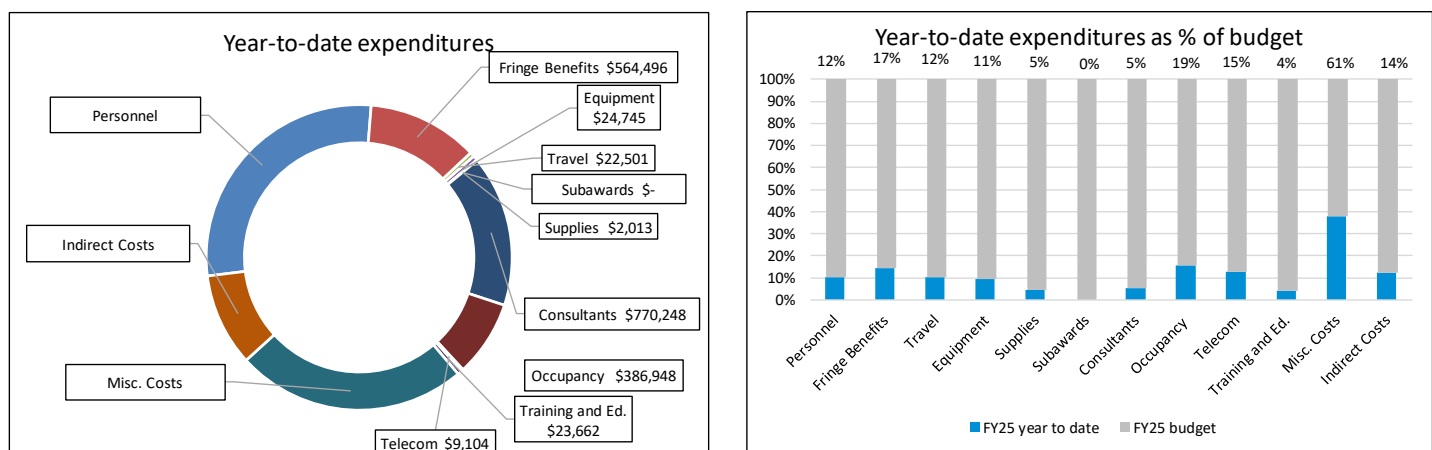
Fiscal Year-to-date Revenue and Expenditure Overview, August 2024

Revenue highlights. Revenue received as of this month for FY2025 is comprised of 74% Federal, 17% State and In-kind, 6% General funding such as Local contributions, and 3% Other Public, Foundation, Non-Public and Miscellaneous Funding.

Year-to-date, CMAP has collected 11% of its budgeted revenue from the sources identified in the tables below (excludes non-operational). Many of these revenue sources are reimbursable grants, therefore, revenues trail expenses.



Expenditure highlights. Expenditures are divided into twelve expenditure categories based on the agency's annual budget. Year-to-date, the agency has expended 11% of the budget in these categories. The three highest dollar categories of expenditures fiscal year-to-date are personnel at \$526,000, fringe benefits at \$248,000, and miscellaneous costs at \$1.17M. The high expenditure at the beginning of the fiscal year in the miscellaneous cost category is due to annual renewal of certain software licenses.



Budget to Actual Tables, August 2024

Revenue, fund balance and in-kind services			
	FY25 budget	FY25 year to date	FY25 balance
Federal revenue total	\$ 34,535,363	\$ 3,619,344	\$ 30,916,019
State revenue total	\$ 5,643,387	\$ 735,210	\$ 4,908,177
Other revenue total	\$ 2,417,259	\$ 135,894	\$ 2,281,364
Use of fund balance total	\$ 619,070	\$ 303,624	\$ 315,446
In-kind services total	\$ 1,212,585	\$ 99,231	\$ 1,113,354
Total	\$44,427,664	\$4,893,303	\$39,534,360

Note: As our revenue sources are primarily based on reimbursement grants, revenues will always trail expenses.

Expenses			
	FY25 budget	FY25 year to date	FY25 balance
Personnel (Salary and Wages)	\$ 11,575,714	\$ 1,354,660	\$ 10,221,054
Fringe Benefits	\$ 3,320,747	\$ 564,496	\$ 2,756,251
Travel	\$ 192,184	\$ 22,501	\$ 169,683
Equipment	\$ 233,510	\$ 24,745	\$ 208,765
Supplies	\$ 41,700	\$ 2,013	\$ 39,687
Contractual Subawards*	\$ 6,062,924	\$ -	\$ 6,062,924
Consultant (Professional Service)	\$ 14,053,015	\$ 770,248	\$ 13,282,767
Occupancy (Rent and Utilities)	\$ 2,084,217	\$ 386,948	\$ 1,697,269
Telecommunications	\$ 61,991	\$ 9,104	\$ 52,887
Training and Education	\$ 535,369	\$ 23,662	\$ 511,707
Miscellaneous Costs	\$ 1,908,697	\$ 1,173,503	\$ 735,194
Indirect Costs	\$ 3,317,070	\$ 471,424	\$ 2,845,646
Total	\$ 43,387,138	\$ 4,803,307	\$ 38,583,831

*Core and Competitive subawards to UWP Partner Agencies (Chicago Department of Transportation, Council of Mayors Planning Liaisons Program, Counties, CTA, Metra, and Pace)

End report
###