



Phase	Fund Source	F. Section ID	Prior	FY2026	FY2027	FY2028	FY2029	FY2030	Future	Total
Engineering II	IL Funds	-	\$3,752,000	\$48,000	\$0	\$0	\$0	\$0	\$0	\$3,800,000
Total Engineering II		-	\$3,752,000	\$48,000	\$0	\$0	\$0	\$0	\$0	\$3,800,000
Right of Way	IL Funds	-	\$148,000	\$352,000	\$0	\$0	\$0	\$0	\$0	\$500,000
Total Right of Way		-	\$148,000	\$352,000	\$0	\$0	\$0	\$0	\$0	\$500,000
Construction	IL Funds	-	\$0	\$500,000	\$12,940,000	\$0	\$0	\$0	\$0	\$13,440,000
Construction	NHPP	-	\$0	\$2,000,000	\$0	\$0	\$0	\$0	\$0	\$2,000,000
Construction	NHPP - Bridge Penalty	-	\$0	\$0	\$51,760,000	\$0	\$0	\$0	\$0	\$51,760,000
Total Construction		-	\$0	\$2,500,000	\$64,700,000	\$0	\$0	\$0	\$0	\$67,200,000
Construction Engineering	IL Funds	-	\$0	\$0	\$1,700,000	\$0	\$0	\$0	\$0	\$1,700,000
Construction Engineering	NHPP - Bridge Penalty	-	\$0	\$6,800,000	\$0	\$0	\$0	\$0	\$0	\$6,800,000
Total Construction Engineering		-	\$0	\$6,800,000	\$1,700,000	\$0	\$0	\$0	\$0	\$8,500,000
Total Prior Costs		-	\$3,900,000	\$0	\$0	\$0	\$0	\$0	\$0	\$3,900,000
Total Programmed		-	\$3,900,000	\$9,700,000	\$66,400,000	\$0	\$0	\$0	\$0	\$80,000,000
<b>Current Change Reason:</b>	Schedule / Funding / Scope- Update Phase(s) placed in Advance Construction status									
<b>Project Changes:</b>	Plan Revision Name changed from "26-05.1 (Admin FHWA)" to "26-06.1 (Admin FHWA)"									



Phase	Fund Source	F. Section ID	Prior	FY2026	FY2027	FY2028	FY2029	FY2030	Future	Total
Engineering I	STP - Locally Prgmd	N/A	\$706,594	\$0	\$0	\$0	\$0	\$0	\$0	\$706,594
Total Engineering I		-	\$883,243	\$0	\$0	\$0	\$0	\$0	\$0	\$883,243
Engineering II	Local Funds	N/A	\$2,000,000	\$0	\$0	\$0	\$0	\$0	\$0	\$2,000,000
Total Engineering II		-	\$2,000,000	\$0	\$0	\$0	\$0	\$0	\$0	\$2,000,000
Construction	State Match - Chicago	Planned use of redistribution	\$0	\$10,000,000	\$0	\$0	\$0	\$0	\$0	\$10,000,000
Construction	STP - Regional Redistribution	Planned use of redistribution	\$0	\$10,124,468	\$0	\$0	\$0	\$0	\$0	\$10,124,468
Construction	STP - Shared Fund	-	\$0	\$29,875,532	\$0	\$0	\$0	\$0	\$0	\$29,875,532
Total Construction		-	\$0	\$50,000,000	\$0	\$0	\$0	\$0	\$0	\$50,000,000
Construction Engineering	State Match - Chicago	Planned use of redistribution	\$0	\$1,000,000	\$0	\$0	\$0	\$0	\$0	\$1,000,000
Construction Engineering	STP - Shared Fund	-	\$0	\$4,000,000	\$0	\$0	\$0	\$0	\$0	\$4,000,000
Total Construction Engineering		-	\$0	\$5,000,000	\$0	\$0	\$0	\$0	\$0	\$5,000,000
Total Prior Costs		-	\$2,883,243	\$0	\$0	\$0	\$0	\$0	\$0	\$2,883,243
Total Programmed		-	\$2,883,243	\$55,000,000	\$0	\$0	\$0	\$0	\$0	\$57,883,243
<b>Current Change Reason:</b>	Schedule / Funding / Scope- Update Add, delete, or change fund sources									
<b>Project Changes:</b>	Plan Revision Name changed from "26-02.1 (Admin FHWA)" to "26-06.1 (Admin FHWA)"									



Phase	Fund Source	F. Section ID	Prior	FY2026	FY2027	FY2028	FY2029	FY2030	Future	Total
Total Right of Way		-	\$100,000	\$0	\$0	\$0	\$0	\$0	\$0	\$100,000
Construction	IL Funds	-	\$0	\$0	\$0	\$0	\$900,000	\$0	\$0	\$900,000
Construction	NHPP	-	\$0	\$0	\$0	\$0	\$8,100,000	\$0	\$0	\$8,100,000
Total Construction		-	\$0	\$0	\$0	\$0	\$9,000,000	\$0	\$0	\$9,000,000
Construction Engineering	IL Funds	-	\$0	\$0	\$0	\$0	\$117,000	\$0	\$0	\$117,000
Construction Engineering	NHPP	-	\$0	\$0	\$0	\$0	\$1,053,000	\$0	\$0	\$1,053,000
Total Construction Engineering		-	\$0	\$0	\$0	\$0	\$1,170,000	\$0	\$0	\$1,170,000
Total Prior Costs		-	\$1,400,000	\$0	\$0	\$0	\$0	\$0	\$0	\$1,400,000
Total Programmed		-	\$1,400,000	\$0	\$0	\$0	\$10,170,000	\$0	\$0	\$11,570,000
<b>Current Change Reason:</b>	Schedule / Funding / Scope- Update Update target letting/authorization									
<b>Project Changes:</b>	Plan Revision Name changed from "26-02.1 (Admin FHWA)" to "26-06.1 (Admin FHWA)"									

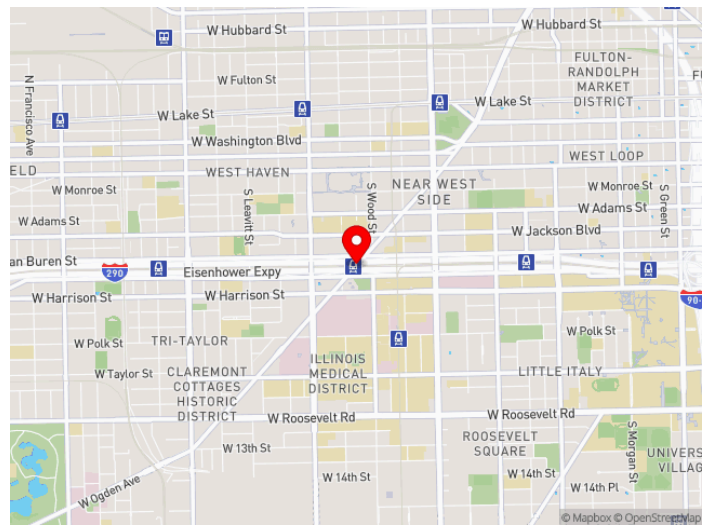


Phase	Fund Source	F. Section ID	Prior	FY2026	FY2027	FY2028	FY2029	FY2030	Future	Total
Total Right of Way		-	\$225,000	\$0	\$0	\$0	\$0	\$0	\$0	\$225,000
Construction	IL Funds	-	\$1,000,000	\$0	\$0	\$0	\$0	\$0	\$0	\$1,000,000
Construction	NHPP	-	\$12,067,819	\$0	\$0	\$0	\$0	\$0	\$0	\$12,067,819
Total Construction		-	\$13,067,819	\$0	\$0	\$0	\$0	\$0	\$0	\$13,067,819
Construction Engineering	IL Funds	-	\$176,000	\$0	\$0	\$0	\$0	\$0	\$0	\$176,000
Construction Engineering	NHPP	-	\$1,584,000	\$0	\$0	\$0	\$0	\$0	\$0	\$1,584,000
Total Construction Engineering		-	\$1,760,000	\$0	\$0	\$0	\$0	\$0	\$0	\$1,760,000
Total Prior Costs		-	\$16,577,819	\$0	\$0	\$0	\$0	\$0	\$0	\$16,577,819
Total Programmed		-	\$16,577,819	\$0	\$0	\$0	\$0	\$0	\$0	\$16,577,819
<b>Current Change Reason:</b>	Schedule / Funding / Scope- Update Update Open to Traffic year									
<b>Project Changes:</b>	Plan Revision Name changed from "26-02.1 (Admin FHWA)" to "26-06.1 (Admin FHWA)"									
<b>Project Changes:</b>	Open To Traffic changed from "2027" to "2026"									

## 01-22-0003 - Ogden Ave at I-290 Eisenhower Expwy

The scope of work for this project is full bridge replacement of Ogden Avenue over I-290, adding a traffic signal at Congress Parkway, lane rebalancing and channelization of traffic to improve the intersection safety. Metered and un-metered parking removal was necessary to accommodate the proposed improvements. The proposed improvements provide a cross sectional lane diet from two lanes to one all-purpose lane in each direction. Scope of project extends between Damen Ave to Paulina St on Ogden

<b>TIP Document:</b>	26-06.1 (Admin FHWA)
<b>Project Type:</b>	Bridge Repair, Rehab, or Replace
<b>Air Quality:</b>	Not Required
<b>Open to Traffic Year:</b>	2028
<b>Lead Agency:</b>	IDOT D1 Hwys
<b>Lead Contact:</b>	-
<b>Project Website:</b>	-
<b>County:</b>	Cook
<b>Municipality:</b>	Chicago
<b>Major CMAP Programs:</b>	I-290/Blue Line CDO



Phase	Fund Source	F. Section ID	Prior	FY2026	FY2027	FY2028	FY2029	FY2030	Future	Total
Engineering II	IL Funds	-	\$2,300,000	\$0	\$0	\$0	\$0	\$0	\$0	\$2,300,000
Total Engineering II			\$2,300,000	\$0	\$0	\$0	\$0	\$0	\$0	\$2,300,000
Right of Way	IL Funds	-	\$100,000	\$0	\$0	\$0	\$0	\$0	\$0	\$100,000
Total Right of Way			\$100,000	\$0	\$0	\$0	\$0	\$0	\$0	\$100,000
Construction	IL Funds	-	\$0	\$0	\$5,260,000	\$0	\$0	\$0	\$0	\$5,260,000
Construction	Local Funds	-	\$0	\$0	\$115,000	\$0	\$0	\$0	\$0	\$115,000
Construction	NHPP	-	\$0	\$0	\$21,041,000	\$0	\$0	\$0	\$0	\$21,041,000
Total Construction			\$0	\$0	\$26,416,000	\$0	\$0	\$0	\$0	\$26,416,000
Construction Engineering	IL Funds	-	\$0	\$0	\$790,000	\$0	\$0	\$0	\$0	\$790,000
Construction Engineering	NHPP	-	\$0	\$0	\$3,160,000	\$0	\$0	\$0	\$0	\$3,160,000
Total Construction Engineering			\$0	\$0	\$3,950,000	\$0	\$0	\$0	\$0	\$3,950,000
Total Prior Costs			\$2,400,000	\$0	\$0	\$0	\$0	\$0	\$0	\$2,400,000
Total Programmed			\$2,400,000	\$0	\$30,366,000	\$0	\$0	\$0	\$0	\$32,766,000

## Previously Approved Amendment 01-22-0003 - Ogden Ave at I-290 Eisenhower Expwy

The scope of work for this project is full bridge replacement of Ogden Avenue over I-290, adding a traffic signal at Congress Parkway, lane rebalancing and channelization of traffic to improve the intersection safety. Metered and un-metered parking removal was necessary to accommodate the proposed improvements. The proposed improvements provide a cross sectional lane diet from two lanes to one all-purpose lane in each direction. Scope of project extends between Damen Ave to Paulina St on Ogden

<b>TIP Document:</b>	26-02.1 (Admin FHWA)
<b>Project Type:</b>	Bridge Repair, Rehab, or Replace
<b>Air Quality:</b>	-
<b>Open to Traffic Year:</b>	-
<b>Lead Agency:</b>	IDOT D1 Hwys
<b>Lead Contact:</b>	-
<b>Project Website:</b>	-
<b>County:</b>	Cook
<b>Municipality:</b>	Chicago

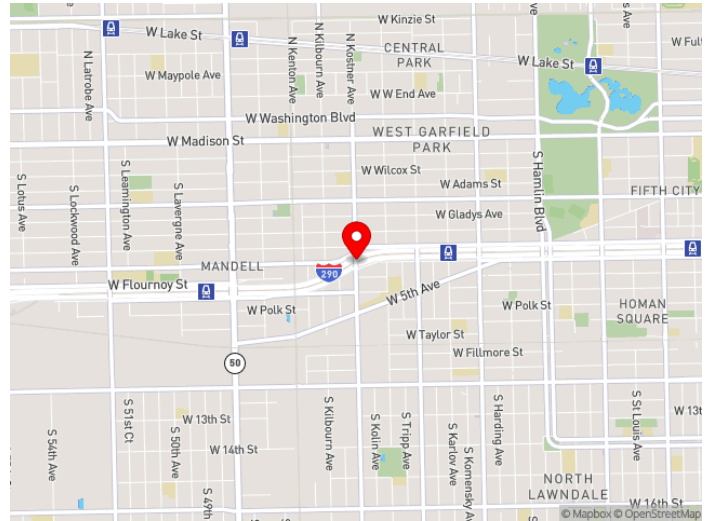
Major CMAP Programs: -

Phase	Fund Source	F. Section ID	Prior	FY2026	FY2027	FY2028	FY2029	FY2030	Future	Total
Engineering II	IL Funds	-	\$2,300,000	\$0	\$0	\$0	\$0	\$0	\$0	\$2,300,000
Total Engineering II		-	\$2,300,000	\$0	\$0	\$0	\$0	\$0	\$0	\$2,300,000
Right of Way	IL Funds	-	\$100,000	\$0	\$0	\$0	\$0	\$0	\$0	\$100,000
Total Right of Way		-	\$100,000	\$0	\$0	\$0	\$0	\$0	\$0	\$100,000
Construction	IL Funds	-	\$0	\$0	\$5,260,000	\$0	\$0	\$0	\$0	\$5,260,000
Construction	Local Funds	-	\$0	\$0	\$115,000	\$0	\$0	\$0	\$0	\$115,000
Construction	NHPP	-	\$0	\$0	\$21,041,000	\$0	\$0	\$0	\$0	\$21,041,000
Total Construction		-	\$0	\$0	\$26,416,000	\$0	\$0	\$0	\$0	\$26,416,000
Construction Engineering	IL Funds	-	\$0	\$0	\$790,000	\$0	\$0	\$0	\$0	\$790,000
Construction Engineering	NHPP	-	\$0	\$0	\$3,160,000	\$0	\$0	\$0	\$0	\$3,160,000
Total Construction Engineering		-	\$0	\$0	\$3,950,000	\$0	\$0	\$0	\$0	\$3,950,000
Total Prior Costs		-	\$2,400,000	\$0	\$0	\$0	\$0	\$0	\$0	\$2,400,000
Total Programmed		-	\$2,400,000	\$0	\$30,366,000	\$0	\$0	\$0	\$0	\$32,766,000
<b>Current Change Reason:</b>			Schedule / Funding / Scope- Update Update target letting/authorization							
<b>Project Changes:</b>			Plan Revision Name changed from "26-02.1 (Admin FHWA)" to "26-06.1 (Admin FHWA)"							
<b>Target Federal Authorizations and Construction Letting Changes:</b>										
<b>Target Federal Authorizations and Construction Letting Changes:</b>			MTH/QTR has changed from Q2 to Q4							

## 01-22-0004 - I-290 Eisenhower Expwy - At Kostner Ave

Bridge Substructure Rehabilitation, Bridge Superstructure Rehabilitation

<b>TIP Document:</b>	26-06.1 (Admin FHWA)
<b>Project Type:</b>	Bridge Repair, Rehab, or Replace
<b>Air Quality:</b>	Not Required
<b>Open to Traffic Year:</b>	2029
<b>Lead Agency:</b>	IDOT D1 Hwys
<b>Lead Contact:</b>	-
<b>Project Website:</b>	-
<b>County:</b>	Cook
<b>Municipality:</b>	Chicago
<b>Major CMAP Programs:</b>	I-290/Blue Line CDO



Phase	Fund Source	F. Section ID	Prior	FY2026	FY2027	FY2028	FY2029	FY2030	Future	Total
Engineering II	IL Funds	-	\$900,000	\$0	\$0	\$0	\$0	\$0	\$0	\$900,000
Total Engineering II		-	\$900,000	\$0	\$0	\$0	\$0	\$0	\$0	\$900,000
Construction	IL Funds	-	\$0	\$0	\$0	\$694,000	\$0	\$0	\$0	\$694,000
Construction	NHPP	-	\$0	\$0	\$0	\$6,250,000	\$0	\$0	\$0	\$6,250,000
Total Construction		-	\$0	\$0	\$0	\$6,944,000	\$0	\$0	\$0	\$6,944,000
Construction Engineering	IL Funds	-	\$0	\$0	\$0	\$104,000	\$0	\$0	\$0	\$104,000
Construction Engineering	NHPP	-	\$0	\$0	\$0	\$941,000	\$0	\$0	\$0	\$941,000
Total Construction Engineering		-	\$0	\$0	\$0	\$1,045,000	\$0	\$0	\$0	\$1,045,000
Total Prior Costs		-	\$900,000	\$0	\$0	\$0	\$0	\$0	\$0	\$900,000
Total Programmed		-	\$900,000	\$0	\$0	\$7,989,000	\$0	\$0	\$0	\$8,889,000

## Previously Approved Amendment 01-22-0004 - I-290 Eisenhower Expwy - At Kostner Ave

Bridge Substructure Rehabilitation, Bridge Superstructure Rehabilitation

<b>TIP Document:</b>	26-02.1 (Admin FHWA)
<b>Project Type:</b>	Bridge Repair, Rehab, or Replace
<b>Air Quality:</b>	-
<b>Open to Traffic Year:</b>	-
<b>Lead Agency:</b>	IDOT D1 Hwys
<b>Lead Contact:</b>	-
<b>Project Website:</b>	-
<b>County:</b>	Cook
<b>Municipality:</b>	Chicago
<b>Major CMAP Programs:</b>	-

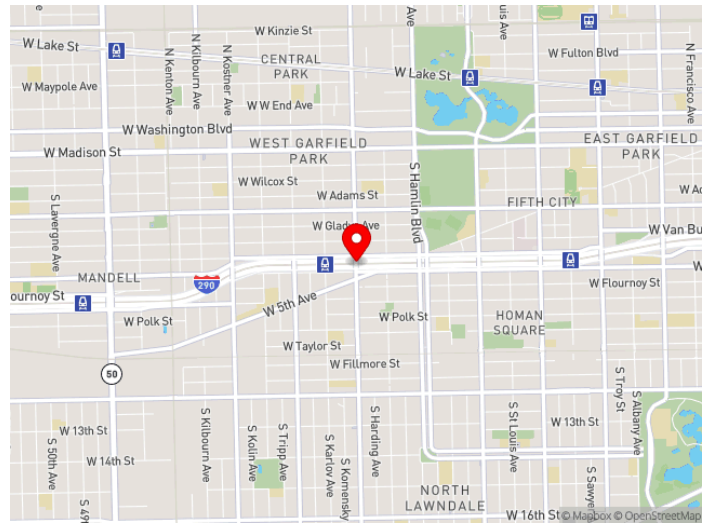
Phase	Fund Source	F. Section ID	Prior	FY2026	FY2027	FY2028	FY2029	FY2030	Future	Total
Engineering II	IL Funds	-	\$900,000	\$0	\$0	\$0	\$0	\$0	\$0	\$900,000
Total Engineering II		-	\$900,000	\$0	\$0	\$0	\$0	\$0	\$0	\$900,000
Construction	IL Funds	-	\$0	\$0	\$0	\$694,000	\$0	\$0	\$0	\$694,000
Construction	NHPP	-	\$0	\$0	\$0	\$6,250,000	\$0	\$0	\$0	\$6,250,000
Total Construction		-	\$0	\$0	\$0	\$6,944,000	\$0	\$0	\$0	\$6,944,000

Phase	Fund Source	F. Section ID	Prior	FY2026	FY2027	FY2028	FY2029	FY2030	Future	Total
Construction Engineering	IL Funds	-	\$0	\$0	\$0	\$104,000	\$0	\$0	\$0	\$104,000
Construction Engineering	NHPP	-	\$0	\$0	\$0	\$941,000	\$0	\$0	\$0	\$941,000
Total Construction Engineering		-	\$0	\$0	\$0	\$1,045,000	\$0	\$0	\$0	\$1,045,000
Total Prior Costs		-	\$900,000	\$0	\$0	\$0	\$0	\$0	\$0	\$900,000
Total Programmed		-	\$900,000	\$0	\$0	\$7,989,000	\$0	\$0	\$0	\$8,889,000
<b>Current Change Reason:</b>	Schedule / Funding / Scope- Update Update target letting/authorization									
<b>Project Changes:</b>	Plan Revision Name changed from "26-02.1 (Admin FHWA)" to "26-06.1 (Admin FHWA)"									

## 01-22-0006 - I-290 Eisenhower Expwy - At Pulaski Rd

Bridge Substructure Rehabilitation, Bridge Superstructure Rehabilitation

<b>TIP Document:</b>	26-06.1 (Admin FHWA)
<b>Project Type:</b>	Bridge Repair, Rehab, or Replace
<b>Air Quality:</b>	Not Required
<b>Open to Traffic Year:</b>	TBD
<b>Lead Agency:</b>	IDOT D1 Hwys
<b>Lead Contact:</b>	-
<b>Project Website:</b>	-
<b>County:</b>	Cook
<b>Municipality:</b>	Chicago
<b>Major CMAP Programs:</b>	I-290/Blue Line CDO



Phase	Fund Source	F. Section ID	Prior	FY2026	FY2027	FY2028	FY2029	FY2030	Future	Total
Engineering II	IL Funds	-	\$1,130,000	\$206,000	\$0	\$0	\$0	\$0	\$0	\$1,336,000
Total Engineering II		-	\$1,130,000	\$206,000	\$0	\$0	\$0	\$0	\$0	\$1,336,000
Construction	IL Funds	-	\$0	\$0	\$870,000	\$0	\$0	\$0	\$0	\$870,000
Construction	NHPP	-	\$0	\$0	\$7,845,000	\$0	\$0	\$0	\$0	\$7,845,000
Total Construction		-	\$0	\$0	\$8,715,000	\$0	\$0	\$0	\$0	\$8,715,000
Construction Engineering	IL Funds	-	\$0	\$0	\$131,000	\$0	\$0	\$0	\$0	\$131,000
Construction Engineering	NHPP	-	\$0	\$0	\$1,179,000	\$0	\$0	\$0	\$0	\$1,179,000
Total Construction Engineering		-	\$0	\$0	\$1,310,000	\$0	\$0	\$0	\$0	\$1,310,000
Total Prior Costs		-	\$1,130,000	\$0	\$0	\$0	\$0	\$0	\$0	\$1,130,000
Total Programmed		-	\$1,130,000	\$206,000	\$10,025,000	\$0	\$0	\$0	\$0	\$11,361,000

## Previously Approved Amendment 01-22-0006 - I-290 Eisenhower Expwy - At Pulaski Rd

Bridge Substructure Rehabilitation, Bridge Superstructure Rehabilitation

<b>TIP Document:</b>	26-02.1 (Admin FHWA)
<b>Project Type:</b>	Bridge Repair, Rehab, or Replace
<b>Air Quality:</b>	-
<b>Open to Traffic Year:</b>	-
<b>Lead Agency:</b>	IDOT D1 Hwys
<b>Lead Contact:</b>	-
<b>Project Website:</b>	-
<b>County:</b>	Cook
<b>Municipality:</b>	Chicago
<b>Major CMAP Programs:</b>	-

Phase	Fund Source	F. Section ID	Prior	FY2026	FY2027	FY2028	FY2029	FY2030	Future	Total
Engineering II	IL Funds	-	\$1,130,000	\$206,000	\$0	\$0	\$0	\$0	\$0	\$1,336,000
Total Engineering II		-	\$1,130,000	\$206,000	\$0	\$0	\$0	\$0	\$0	\$1,336,000
Construction	IL Funds	-	\$0	\$0	\$870,000	\$0	\$0	\$0	\$0	\$870,000
Construction	NHPP	-	\$0	\$0	\$7,845,000	\$0	\$0	\$0	\$0	\$7,845,000
Total Construction		-	\$0	\$0	\$8,715,000	\$0	\$0	\$0	\$0	\$8,715,000

Phase	Fund Source	F. Section ID	Prior	FY2026	FY2027	FY2028	FY2029	FY2030	Future	Total
Construction Engineering	IL Funds	-	\$0	\$0	\$131,000	\$0	\$0	\$0	\$0	\$131,000
Construction Engineering	NHPP	-	\$0	\$0	\$1,179,000	\$0	\$0	\$0	\$0	\$1,179,000
Total Construction Engineering		-	\$0	\$0	\$1,310,000	\$0	\$0	\$0	\$0	\$1,310,000
Total Prior Costs		-	\$1,130,000	\$0	\$0	\$0	\$0	\$0	\$0	\$1,130,000
Total Programmed		-	\$1,130,000	\$206,000	\$10,025,000	\$0	\$0	\$0	\$0	\$11,361,000
<b>Current Change Reason:</b>	Schedule / Funding / Scope- Update Update target letting/authorization									
<b>Project Changes:</b>	Plan Revision Name changed from "26-02.1 (Admin FHWA)" to "26-06.1 (Admin FHWA)"									

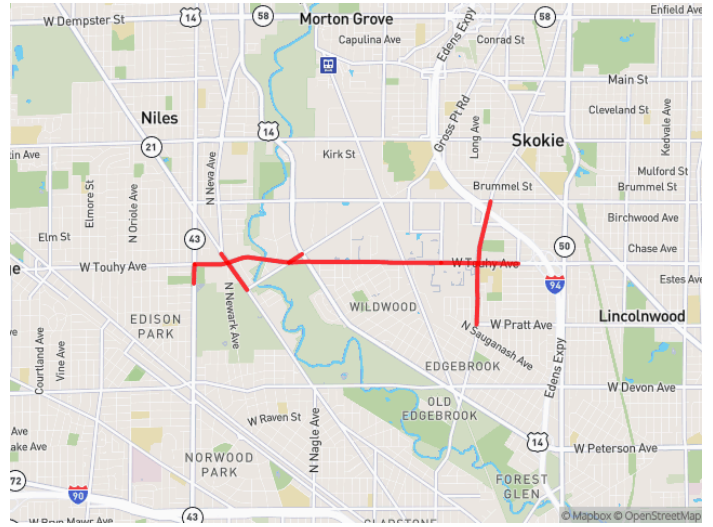


Phase	Fund Source	F. Section ID	Prior	FY2026	FY2027	FY2028	FY2029	FY2030	Future	Total
Total Right of Way		-	\$500,000	\$0	\$0	\$0	\$0	\$0	\$0	\$500,000
Construction	IL Funds	-	\$0	\$4,690,000	\$0	\$0	\$0	\$0	\$0	\$4,690,000
Construction	NHPP	-	\$0	\$29,610,000	\$0	\$0	\$0	\$0	\$0	\$29,610,000
Total Construction		-	\$0	\$34,300,000	\$0	\$0	\$0	\$0	\$0	\$34,300,000
Construction Engineering	IL Funds	-	\$0	\$280,000	\$0	\$0	\$0	\$0	\$0	\$280,000
Construction Engineering	NHPP	-	\$0	\$2,520,000	\$0	\$0	\$0	\$0	\$0	\$2,520,000
Total Construction Engineering		-	\$0	\$2,800,000	\$0	\$0	\$0	\$0	\$0	\$2,800,000
Total Prior Costs		-	\$2,556,000	\$0	\$0	\$0	\$0	\$0	\$0	\$2,556,000
Total Programmed		-	\$2,556,000	\$37,330,000	\$0	\$0	\$0	\$0	\$0	\$39,886,000
<b>Current Change Reason:</b>	Schedule / Funding / Scope- Update Update target letting/authorization - Phase(s) placed in Advance Construction status - Post-award/obligation cost adjustments or amended agreement									
<b>Project Changes:</b>	Plan Revision Name changed from "26-02 (Formal)" to "26-06.1 (Admin FHWA)"									
<b>Target Federal Authorizations and Construction Letting Changes:</b>										
<b>Target Federal Authorizations and Construction Letting Changes:</b>	MTH/QTR has changed from JAN to Q4									

# 01-23-0016 - US 14 Touhy Ave - Ill 43 (Harlem Ave) to I-94 (Edens Expwy) - (Centracs Econ 156 & Eagle 4D)

Signal Timing/Progression

<b>TIP Document:</b>	26-06.1 (Admin FHWA)
<b>Project Type:</b>	Road Signals & Signs
<b>Air Quality:</b>	To Be Conformed
<b>Open to Traffic Year:</b>	2028
<b>Lead Agency:</b>	IDOT D1 Hwys
<b>Lead Contact:</b>	-
<b>Project Website:</b>	-
<b>County:</b>	Cook
<b>Municipality:</b>	Chicago, Niles
<b>Major CMAP Programs:</b>	CMAQ



Phase	Fund Source	F. Section ID	Prior	FY2026	FY2027	FY2028	FY2029	FY2030	Future	Total
Construction	CMAQ	-	\$0	\$1,060,000	\$0	\$0	\$0	\$0	\$0	\$1,060,000
Construction	IL Funds	-	\$0	\$302,000	\$0	\$0	\$0	\$0	\$0	\$302,000
Construction	NHPP	-	\$0	\$150,000	\$0	\$0	\$0	\$0	\$0	\$150,000
Total Construction		-	\$0	\$1,512,000	\$0	\$0	\$0	\$0	\$0	\$1,512,000
Total Programmed		-	\$0	\$1,512,000	\$0	\$0	\$0	\$0	\$0	\$1,512,000

# Previously Approved Amendment 01-23-0016 - US 14 Touhy Ave - Ill 43 (Harlem Ave) to I-94 (Edens Expwy) - (Centracs Econ 156 & Eagle 4D)

Signal Timing/Progression

<b>TIP Document:</b>	26-05.1 (Admin FHWA)
<b>Project Type:</b>	Road Signals & Signs
<b>Air Quality:</b>	-
<b>Open to Traffic Year:</b>	-
<b>Lead Agency:</b>	IDOT D1 Hwys
<b>Lead Contact:</b>	-
<b>Project Website:</b>	-
<b>County:</b>	Cook
<b>Municipality:</b>	Chicago, Niles
<b>Major CMAP Programs:</b>	-

Phase	Fund Source	F. Section ID	Prior	FY2026	FY2027	FY2028	FY2029	FY2030	Future	Total
Construction	CMAQ	-	\$0	\$1,060,000	\$0	\$0	\$0	\$0	\$0	\$1,060,000
Construction	IL Funds	-	\$0	\$302,000	\$0	\$0	\$0	\$0	\$0	\$302,000
Construction	NHPP	-	\$0	\$150,000	\$0	\$0	\$0	\$0	\$0	\$150,000
Total Construction		-	\$0	\$1,512,000	\$0	\$0	\$0	\$0	\$0	\$1,512,000
Total Programmed		-	\$0	\$1,512,000	\$0	\$0	\$0	\$0	\$0	\$1,512,000

**Current Change Reason:** Schedule / Funding / Scope- Update Phase(s) placed in Advance Construction status - Clarification of location with no physical change

---

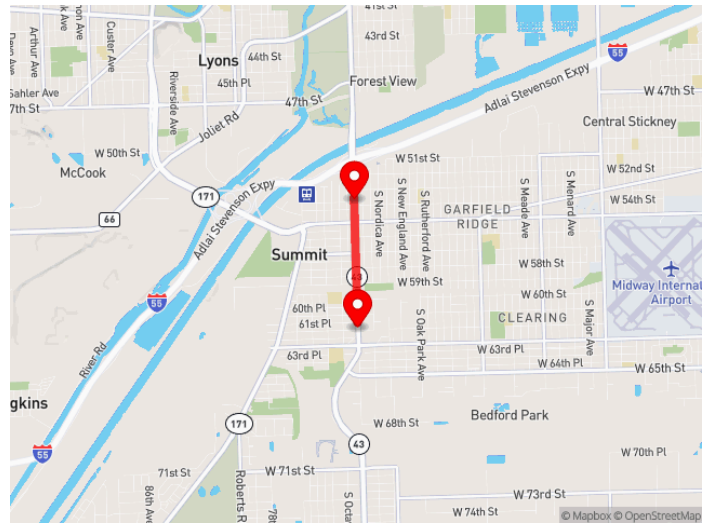
**Project Changes:** Plan Revision Name changed from "26-05.1 (Admin FHWA)" to "26-06.1 (Admin FHWA)"

---

# 01-26-0017 - Ill 43 Harlem Ave - Hanover St to S of 63rd St

Designed Overlay, ADA Improvements

<b>TIP Document:</b>	26-06.1 (Admin FHWA)
<b>Project Type:</b>	Road Maintenance
<b>Air Quality:</b>	-
<b>Open to Traffic Year:</b>	TBD
<b>Lead Agency:</b>	IDOT D1 Hwys
<b>Lead Contact:</b>	-
<b>Project Website:</b>	-
<b>County:</b>	Cook
<b>Municipality:</b>	Chicago
<b>Major CMAP Programs:</b>	-



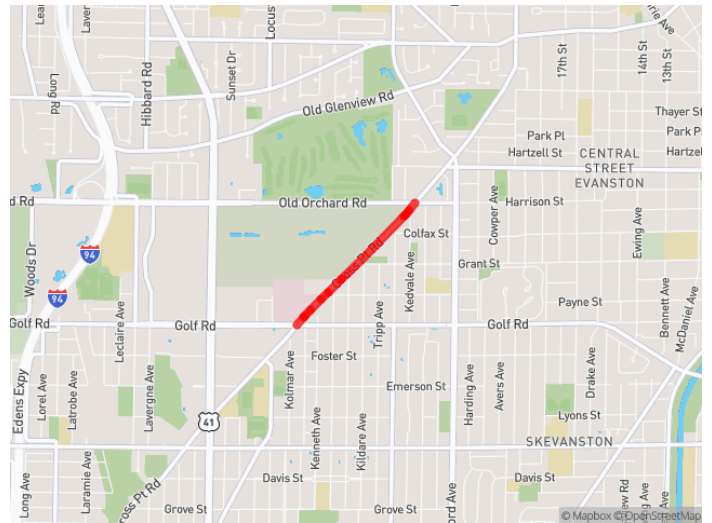
Phase	Fund Source	F. Section ID	Prior	FY2026	FY2027	FY2028	FY2029	FY2030	Future	Total
Construction	NHPP	-	\$0	\$0	\$0	\$0	\$0	\$0	\$3,420,000	\$3,420,000
Construction	Trans Credit - Local/State Hwy	-	\$0	\$0	\$0	\$0	\$0	\$0	\$855,000	\$855,000
Total Construction		-	\$0	\$0	\$0	\$0	\$0	\$0	\$3,420,000	\$3,420,000
Total Future Costs		-	\$0	\$0	\$0	\$0	\$0	\$0	\$3,420,000	\$3,420,000
Total Toll Credit		-	\$0	\$0	\$0	\$0	\$0	\$0	\$855,000	\$855,000
Total Programmed		-	\$0	\$0	\$0	\$0	\$0	\$0	\$3,420,000	\$3,420,000

Current Change Reason: New Project

## 02-06-0035 - Gross Point Rd from Old Orchard Rd to Golf Rd

Road resurfacing and reconstruction with signal modernization and bike lanes

<b>TIP Document:</b>	26-06.1 (Admin FHWA)
<b>Project Type:</b>	Road Modernization
<b>Air Quality:</b>	Not Required
<b>Open to Traffic Year:</b>	2023
<b>Lead Agency:</b>	North Shore Council
<b>Lead Contact:</b>	-
<b>Project Website:</b>	-
<b>County:</b>	Cook
<b>Municipality:</b>	Skokie
<b>Major CMAP Programs:</b>	CMAQ, STP - Local



Phase	Fund Source	F. Section ID	Prior	FY2026	FY2027	FY2028	FY2029	FY2030	Future	Total
Engineering I	IL Funds	N/A	\$106,837	\$0	\$0	\$0	\$0	\$0	\$0	\$106,837
Engineering I	Local Funds	N/A	\$130,564	\$0	\$0	\$0	\$0	\$0	\$0	\$130,564
Total Engineering I		-	\$237,401	\$0	\$0	\$0	\$0	\$0	\$0	\$237,401
Engineering II	CMAQ	N/A	\$32,000	\$0	\$0	\$0	\$0	\$0	\$0	\$32,000
Engineering II	IL Funds	N/A	\$159,341	\$0	\$0	\$0	\$0	\$0	\$0	\$159,341
Engineering II	STP - Locally Prgmd	N/A	\$215,000	\$0	\$0	\$0	\$0	\$0	\$0	\$215,000
Engineering II	STP - Regional Redistribution	STP-L Planned Use of Redistribution	\$0	\$31,924	\$0	\$0	\$0	\$0	\$0	\$31,924
Total Engineering II		-	\$406,341	\$31,924	\$0	\$0	\$0	\$0	\$0	\$438,265
Right of Way	IL Funds	N/A	\$0	\$22,750	\$0	\$0	\$0	\$0	\$0	\$22,750
Right of Way	STP - Locally Prgmd	N/A	\$0	\$45,500	\$0	\$0	\$0	\$0	\$0	\$45,500
Total Right of Way		-	\$0	\$68,250	\$0	\$0	\$0	\$0	\$0	\$68,250
Construction	CMAQ	N/A	\$402,000	\$130,000	\$0	\$0	\$0	\$0	\$0	\$532,000
Construction	CRRSAA - Local	N/A	\$276,871	\$0	\$0	\$0	\$0	\$0	\$0	\$276,871
Construction	IL Funds	N/A	\$2,403,250	\$78,000	\$0	\$0	\$0	\$0	\$0	\$2,481,250
Construction	STP - Locally Prgmd	N/A	\$2,629,229	\$0	\$0	\$0	\$0	\$0	\$0	\$2,629,229
Construction	STP - Regional Redistribution	STP-L Planned Use of Redistribution	\$0	\$958,650	\$0	\$0	\$0	\$0	\$0	\$958,650
Total Construction		-	\$5,711,350	\$1,166,650	\$0	\$0	\$0	\$0	\$0	\$6,878,000
Construction Engineering	CMAQ	N/A	\$44,000	\$0	\$0	\$0	\$0	\$0	\$0	\$44,000
Construction Engineering	IL Funds	N/A	\$191,478	\$0	\$0	\$0	\$0	\$0	\$0	\$191,478
Construction Engineering	STP - Locally Prgmd	N/A	\$294,464	\$0	\$0	\$0	\$0	\$0	\$0	\$294,464
Total Construction Engineering		-	\$529,942	\$0	\$0	\$0	\$0	\$0	\$0	\$529,942
Total Prior Costs		-	\$6,885,034	\$0	\$0	\$0	\$0	\$0	\$0	\$6,885,034
Total Programmed		-	\$6,885,034	\$1,266,824	\$0	\$0	\$0	\$0	\$0	\$8,151,858

## Previously Approved Amendment 02-06-0035 - Gross Point Rd from Old Orchard Rd to Golf Rd

Road resurfacing and reconstruction with signal modernization and bike lanes

<b>TIP Document:</b>	26-01.1 (Admin FHWA)
<b>Project Type:</b>	Road Modernization
<b>Air Quality:</b>	-

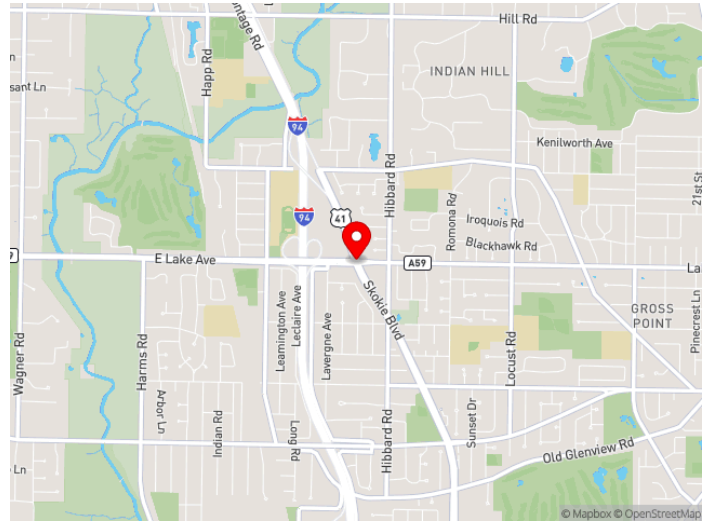
Open to Traffic Year:	-
Lead Agency:	North Shore Council
Lead Contact:	-
Project Website:	-
County:	Cook
Municipality:	Skokie
Major CMAP Programs:	-

Phase	Fund Source	F. Section ID	Prior	FY2026	FY2027	FY2028	FY2029	FY2030	Future	Total
Engineering I	IL Funds	N/A	\$106,837	\$0	\$0	\$0	\$0	\$0	\$0	\$106,837
Engineering I	Local Funds	N/A	\$130,564	\$0	\$0	\$0	\$0	\$0	\$0	\$130,564
Total Engineering I		-	\$237,401	\$0	\$0	\$0	\$0	\$0	\$0	\$237,401
Engineering II	CMAQ	N/A	\$32,000	\$0	\$0	\$0	\$0	\$0	\$0	\$32,000
Engineering II	IL Funds	N/A	\$159,341	\$0	\$0	\$0	\$0	\$0	\$0	\$159,341
Engineering II	STP - Locally Prgmd	N/A	\$215,000	\$0	\$0	\$0	\$0	\$0	\$0	\$215,000
Engineering II	STP - Regional Redistribution	STP-L Planned Use of Redistribution	\$0	\$31,924	\$0	\$0	\$0	\$0	\$0	\$31,924
Total Engineering II		-	\$406,341	\$31,924	\$0	\$0	\$0	\$0	\$0	\$438,265
Right of Way	IL Funds	N/A	\$22,750	\$0	\$0	\$0	\$0	\$0	\$0	\$22,750
Right of Way	STP - Locally Prgmd	N/A	\$45,500	\$0	\$0	\$0	\$0	\$0	\$0	\$45,500
Total Right of Way		-	\$68,250	\$0	\$0	\$0	\$0	\$0	\$0	\$68,250
Construction	CMAQ	N/A	\$402,000	\$130,000	\$0	\$0	\$0	\$0	\$0	\$532,000
Construction	CRRSAA - Local	N/A	\$276,871	\$0	\$0	\$0	\$0	\$0	\$0	\$276,871
Construction	IL Funds	N/A	\$2,403,250	\$78,000	\$0	\$0	\$0	\$0	\$0	\$2,481,250
Construction	STP - Locally Prgmd	N/A	\$2,629,229	\$0	\$0	\$0	\$0	\$0	\$0	\$2,629,229
Construction	STP - Regional Redistribution	STP-L Planned Use of Redistribution	\$0	\$958,650	\$0	\$0	\$0	\$0	\$0	\$958,650
Total Construction		-	\$5,711,350	\$1,166,650	\$0	\$0	\$0	\$0	\$0	\$6,878,000
Construction Engineering	CMAQ	N/A	\$44,000	\$0	\$0	\$0	\$0	\$0	\$0	\$44,000
Construction Engineering	IL Funds	N/A	\$191,478	\$0	\$0	\$0	\$0	\$0	\$0	\$191,478
Construction Engineering	STP - Locally Prgmd	N/A	\$294,464	\$0	\$0	\$0	\$0	\$0	\$0	\$294,464
Total Construction Engineering		-	\$529,942	\$0	\$0	\$0	\$0	\$0	\$0	\$529,942
Total Prior Costs		-	\$6,953,284	\$0	\$0	\$0	\$0	\$0	\$0	\$6,953,284
Total Programmed		-	\$6,953,284	\$1,198,574	\$0	\$0	\$0	\$0	\$0	\$8,151,858
<b>Current Change Reason:</b>	Schedule / Funding / Scope- Update Phase(s) converted from Advance Construction status									
<b>Project Changes:</b>	Plan Revision Name changed from "26-01.1 (Admin FHWA)" to "26-06.1 (Admin FHWA)"									

## 02-16-0005 - US 41 Skokie Blvd at Lake Ave

Intersection Improvement

<b>TIP Document:</b>	26-06.1 (Admin FHWA)
<b>Project Type:</b>	Intersection/Interchange Improvements
<b>Air Quality:</b>	Not Required
<b>Open to Traffic Year:</b>	2026
<b>Lead Agency:</b>	North Shore Council
<b>Lead Contact:</b>	-
<b>Project Website:</b>	-
<b>County:</b>	Cook
<b>Municipality:</b>	Wilmette
<b>Major CMAP Programs:</b>	STP - Local



Phase	Fund Source	F. Section ID	Prior	FY2026	FY2027	FY2028	FY2029	FY2030	Future	Total
Engineering I	IL Funds	Entire Project	\$63,890	\$0	\$0	\$0	\$0	\$0	\$0	\$63,890
Engineering I	Local Funds	Entire Project	\$54,425	\$0	\$0	\$0	\$0	\$0	\$0	\$54,425
Total Engineering I		-	\$118,315	\$0	\$0	\$0	\$0	\$0	\$0	\$118,315
Engineering II	IL Funds	Intersection Improvement	\$61,919	\$0	\$0	\$0	\$0	\$0	\$0	\$61,919
Engineering II	Local Funds	Intersection Improvement, Shared Use Path	\$83,036	\$0	\$0	\$0	\$0	\$11,368	\$0	\$94,404
Engineering II	STP - Regional Redistribution	Intersection Improvement	\$0	\$53,048	\$0	\$0	\$0	\$0	\$0	\$53,048
Engineering II	TAP - State ITEP (Fed)	Shared Use Path	\$0	\$121,600	\$0	\$0	\$0	\$0	\$0	\$121,600
Total Engineering II		-	\$144,955	\$174,648	\$0	\$0	\$0	\$11,368	\$0	\$330,971
Right of Way	IL Funds	Shared Use Path	\$133,330	\$0	\$0	\$0	\$0	\$0	\$0	\$133,330
Right of Way	Local Funds	Shared Use Path	\$329,700	\$0	\$0	\$0	\$0	\$0	\$0	\$329,700
Total Right of Way		-	\$463,030	\$0	\$0	\$0	\$0	\$0	\$0	\$463,030
Construction	CRRSAA - Local	Intersection Improvement	\$1,184,881	\$0	\$0	\$0	\$0	\$0	\$0	\$1,184,881
Construction	IL Funds	ITEP (143092), Intersection Improvement	\$1,108,873	\$0	\$0	\$0	\$0	\$0	\$0	\$1,108,873
Construction	Local Funds	ITEP (143092), Intersection Improvement	\$1,073,588	\$0	\$0	\$0	\$0	\$0	\$0	\$1,073,588
Total Construction		-	\$3,367,342	\$0	\$0	\$0	\$0	\$0	\$0	\$3,367,342
Construction Engineering	CRRSAA - Local	Intersection Improvement	\$155,549	\$0	\$0	\$0	\$0	\$0	\$0	\$155,549
Construction Engineering	IL Funds	ITEP (143092), Intersection Improvement	\$166,800	\$0	\$0	\$0	\$0	\$0	\$0	\$166,800
Construction Engineering	Local Funds	ITEP (143092), Intersection Improvement	\$73,864	\$0	\$0	\$0	\$0	\$0	\$0	\$73,864
Total Construction Engineering		-	\$396,213	\$0	\$0	\$0	\$0	\$0	\$0	\$396,213
Total Prior Costs		-	\$4,489,855	\$0	\$0	\$0	\$0	\$0	\$0	\$4,489,855
Total Programmed		-	\$4,489,855	\$174,648	\$0	\$0	\$0	\$11,368	\$0	\$4,675,871

## Previously Approved Amendment 02-16-0005 - US 41 Skokie Blvd at Lake Ave

Intersection Improvement

<b>TIP Document:</b>	26-01.1 (Admin FHWA)
<b>Project Type:</b>	Intersection/Interchange Improvements
<b>Air Quality:</b>	-
<b>Open to Traffic Year:</b>	-
<b>Lead Agency:</b>	North Shore Council

Lead Contact:	-
Project Website:	-
County:	Cook
Municipality:	Wilmette
Major CMAP Programs:	-

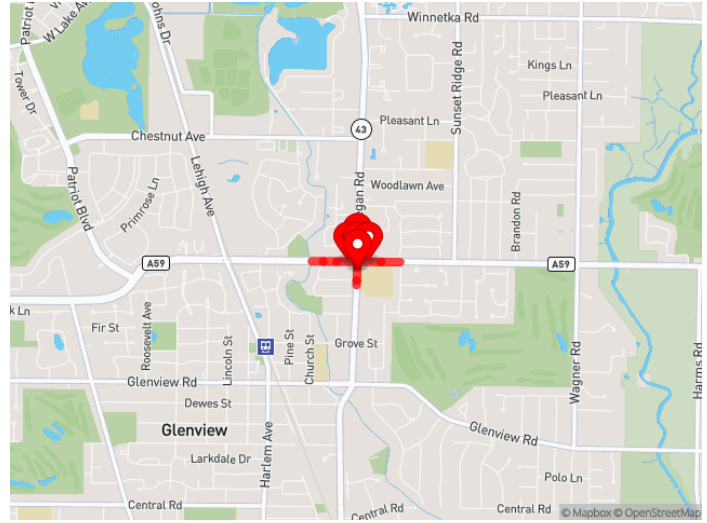
Phase	Fund Source	F. Section ID	Prior	FY2026	FY2027	FY2028	FY2029	FY2030	Future	Total
Engineering I	IL Funds	Entire Project	\$63,890	\$0	\$0	\$0	\$0	\$0	\$0	\$63,890
Engineering I	Local Funds	Entire Project	\$54,425	\$0	\$0	\$0	\$0	\$0	\$0	\$54,425
Total Engineering I		-	\$118,315	\$0	\$0	\$0	\$0	\$0	\$0	\$118,315
Engineering II	IL Funds	Intersection Improvement	\$61,919	\$0	\$0	\$0	\$0	\$0	\$0	\$61,919
Engineering II	Local Funds	Intersection Improvement, Shared Use Path	\$83,036	\$0	\$0	\$0	\$0	\$11,368	\$0	\$94,404
Engineering II	STP - Regional Redistribution	Intersection Improvement	\$0	\$53,048	\$0	\$0	\$0	\$0	\$0	\$53,048
Engineering II	TAP - State ITEP (Fed)	Shared Use Path	\$121,600	\$0	\$0	\$0	\$0	\$0	\$0	\$121,600
Total Engineering II		-	\$266,555	\$53,048	\$0	\$0	\$0	\$11,368	\$0	\$330,971
Right of Way	IL Funds	Shared Use Path	\$133,330	\$0	\$0	\$0	\$0	\$0	\$0	\$133,330
Right of Way	Local Funds	Shared Use Path	\$329,700	\$0	\$0	\$0	\$0	\$0	\$0	\$329,700
Total Right of Way		-	\$463,030	\$0	\$0	\$0	\$0	\$0	\$0	\$463,030
Construction	CRRSAA - Local	Intersection Improvement	\$1,184,881	\$0	\$0	\$0	\$0	\$0	\$0	\$1,184,881
Construction	IL Funds	ITEP (143092), Intersection Improvement	\$1,108,873	\$0	\$0	\$0	\$0	\$0	\$0	\$1,108,873
Construction	Local Funds	Intersection Improvement, ITEP (143092)	\$1,073,588	\$0	\$0	\$0	\$0	\$0	\$0	\$1,073,588
Total Construction		-	\$3,367,342	\$0	\$0	\$0	\$0	\$0	\$0	\$3,367,342
Construction Engineering	CRRSAA - Local	Intersection Improvement	\$155,549	\$0	\$0	\$0	\$0	\$0	\$0	\$155,549
Construction Engineering	IL Funds	ITEP (143092), Intersection Improvement	\$166,800	\$0	\$0	\$0	\$0	\$0	\$0	\$166,800
Construction Engineering	Local Funds	Intersection Improvement, ITEP (143092)	\$73,864	\$0	\$0	\$0	\$0	\$0	\$0	\$73,864
Total Construction Engineering		-	\$396,213	\$0	\$0	\$0	\$0	\$0	\$0	\$396,213
Total Prior Costs		-	\$4,611,455	\$0	\$0	\$0	\$0	\$0	\$0	\$4,611,455
Total Programmed		-	\$4,611,455	\$53,048	\$0	\$0	\$0	\$11,368	\$0	\$4,675,871

<b>Current Change Reason:</b>	Schedule / Funding / Scope- Update Phase(s) converted from Advance Construction status
<b>Project Changes:</b>	Plan Revision Name changed from "26-01.1 (Admin FHWA)" to "26-06.1 (Admin FHWA)"

## 02-19-0016 - E. Lake Avenue / Waukegan Road Intersection Improvement

Intersection widening to provide right turn lanes on all four approaches, traffic signal modernization, resurfacing, ADA improvements, update intersection lighting and transition lighting, add pedestrian signals. The existing lanes (through and left turn) will be changed from 12 width to through lanes (11), left turn lanes (10), new right turn lanes (10).

<b>TIP Document:</b>	26-06.1 (Admin FHWA)
<b>Project Type:</b>	Intersection/Interchange Improvements
<b>Air Quality:</b>	Not Required
<b>Open to Traffic Year:</b>	2026
<b>Lead Agency:</b>	North Shore Council
<b>Lead Contact:</b>	-
<b>Project Website:</b>	-
<b>County:</b>	Cook
<b>Municipality:</b>	Glenview
<b>Major CMAP Programs:</b>	CMAQ, CMAQ - Deferred



Phase	Fund Source	F. Section ID	Prior	FY2026	FY2027	FY2028	FY2029	FY2030	Future	Total
Engineering II	CMAQ	N/A	\$348,000	\$0	\$0	\$0	\$0	\$0	\$0	\$348,000
Engineering II	IL Funds	N/A	\$43,500	\$0	\$0	\$0	\$0	\$0	\$0	\$43,500
Engineering II	Local Funds	N/A	\$43,500	\$0	\$0	\$0	\$0	\$0	\$0	\$43,500
Total Engineering II		-	\$435,000	\$0	\$0	\$0	\$0	\$0	\$0	\$435,000
Right of Way	CMAQ	N/A	\$168,000	\$0	\$0	\$0	\$0	\$0	\$0	\$168,000
Right of Way	IL Funds	N/A	\$21,000	\$0	\$0	\$0	\$0	\$0	\$0	\$21,000
Right of Way	Local Funds	N/A	\$21,000	\$0	\$0	\$0	\$0	\$0	\$0	\$21,000
Total Right of Way		-	\$210,000	\$0	\$0	\$0	\$0	\$0	\$0	\$210,000
Construction	CMAQ	N/A	\$0	\$4,480,000	\$0	\$0	\$0	\$0	\$0	\$4,480,000
Construction	IL Funds	N/A	\$0	\$479,074	\$0	\$0	\$0	\$0	\$0	\$479,074
Construction	Local Funds	Non-participating costs, N/A	\$0	\$1,223,100	\$0	\$0	\$0	\$0	\$0	\$1,223,100
Total Construction		-	\$0	\$6,182,174	\$0	\$0	\$0	\$0	\$0	\$6,182,174
Construction Engineering	CMAQ	N/A	\$0	\$640,882	\$0	\$0	\$0	\$0	\$0	\$640,882
Construction Engineering	IL Funds	N/A	\$0	\$80,110	\$0	\$0	\$0	\$0	\$0	\$80,110
Construction Engineering	Local Funds	N/A	\$0	\$80,110	\$0	\$0	\$0	\$0	\$0	\$80,110
Total Construction Engineering		-	\$0	\$801,102	\$0	\$0	\$0	\$0	\$0	\$801,102
Total Prior Costs		-	\$645,000	\$0	\$0	\$0	\$0	\$0	\$0	\$645,000
Total Programmed		-	\$645,000	\$6,983,276	\$0	\$0	\$0	\$0	\$0	\$7,628,276

### Previously Approved Amendment 02-19-0016 - E. Lake Avenue / Waukegan Road Intersection Improvement

Intersection widening to provide right turn lanes on all four approaches, traffic signal modernization, resurfacing, ADA improvements, update intersection lighting and transition lighting, add pedestrian signals. The existing lanes (through and left turn) will be changed from 12 width to through lanes (11), left turn lanes (10), new right turn lanes (10).

<b>TIP Document:</b>	26-05.1 (Admin FHWA)
<b>Project Type:</b>	Intersection/Interchange Improvements
<b>Air Quality:</b>	-
<b>Open to Traffic Year:</b>	-
<b>Lead Agency:</b>	North Shore Council

<b>Lead Contact:</b>	-
<b>Project Website:</b>	-
<b>County:</b>	Cook
<b>Municipality:</b>	Glenview
<b>Major CMAP Programs:</b>	-

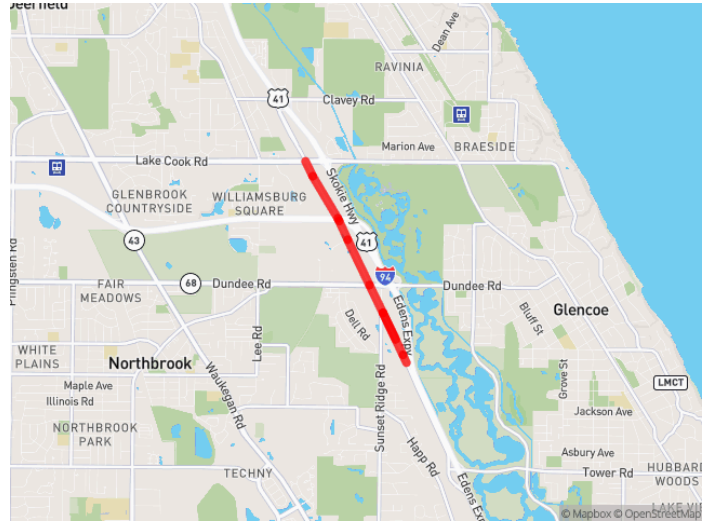
Phase	Fund Source	F. Section ID	Prior	FY2026	FY2027	FY2028	FY2029	FY2030	Future	Total
Engineering II	CMAQ	N/A	\$348,000	\$0	\$0	\$0	\$0	\$0	\$0	\$348,000
Engineering II	IL Funds	N/A	\$43,500	\$0	\$0	\$0	\$0	\$0	\$0	\$43,500
Engineering II	Local Funds	N/A	\$43,500	\$0	\$0	\$0	\$0	\$0	\$0	\$43,500
Total Engineering II		-	\$435,000	\$0	\$0	\$0	\$0	\$0	\$0	\$435,000
Right of Way	CMAQ	N/A	\$168,000	\$0	\$0	\$0	\$0	\$0	\$0	\$168,000
Right of Way	IL Funds	N/A	\$21,000	\$0	\$0	\$0	\$0	\$0	\$0	\$21,000
Right of Way	Local Funds	N/A	\$21,000	\$0	\$0	\$0	\$0	\$0	\$0	\$21,000
Total Right of Way		-	\$210,000	\$0	\$0	\$0	\$0	\$0	\$0	\$210,000
Construction	CMAQ	N/A	\$0	\$4,480,000	\$0	\$0	\$0	\$0	\$0	\$4,480,000
Construction	IL Funds	N/A	\$0	\$479,074	\$0	\$0	\$0	\$0	\$0	\$479,074
Construction	Local Funds	Non-participating costs, N/A	\$0	\$1,223,100	\$0	\$0	\$0	\$0	\$0	\$1,223,100
Total Construction		-	\$0	\$6,182,174	\$0	\$0	\$0	\$0	\$0	\$6,182,174
Construction Engineering	CMAQ	N/A	\$0	\$640,882	\$0	\$0	\$0	\$0	\$0	\$640,882
Construction Engineering	IL Funds	N/A	\$0	\$80,110	\$0	\$0	\$0	\$0	\$0	\$80,110
Construction Engineering	Local Funds	N/A	\$0	\$80,110	\$0	\$0	\$0	\$0	\$0	\$80,110
Total Construction Engineering		-	\$0	\$801,102	\$0	\$0	\$0	\$0	\$0	\$801,102
Total Prior Costs		-	\$645,000	\$0	\$0	\$0	\$0	\$0	\$0	\$645,000
Total Programmed		-	\$645,000	\$6,983,276	\$0	\$0	\$0	\$0	\$0	\$7,628,276

<b>Current Change Reason:</b>	Schedule / Funding / Scope- Update Update target letting/authorization
<b>Project Changes:</b>	Plan Revision Name changed from "26-05.1 (Admin FHWA)" to "26-06.1 (Admin FHWA)"
<b>Target Federal Authorizations and Construction Letting Changes:</b>	
<b>Target Federal Authorizations and Construction Letting Changes:</b>	MTH/QTR has changed from JUN to JUL

## 02-22-0014 - Skokie Boulevard from Lake Cook Rd to Village Limits

Project work will include pavement milling, pavement patching (base repair), placement of new HMA leveling binder, and surface layers. New thermoplastic pavement markings, sidewalk/ADA ramp repair/improvements at select locations.

<b>TIP Document:</b>	26-06.1 (Admin FHWA)
<b>Project Type:</b>	Road Maintenance
<b>Air Quality:</b>	Not Required
<b>Open to Traffic Year:</b>	2026
<b>Lead Agency:</b>	North Shore Council
<b>Lead Contact:</b>	-
<b>Project Website:</b>	-
<b>County:</b>	Cook
<b>Municipality:</b>	Northbrook
<b>Major CMAP Programs:</b>	STP - Local



Phase	Fund Source	F. Section ID	Prior	FY2026	FY2027	FY2028	FY2029	FY2030	Future	Total
Construction	Local Funds	-	\$0	\$504,262	\$0	\$0	\$0	\$0	\$0	\$504,262
Construction	STP - Locally Prgmd	-	\$0	\$2,017,049	\$0	\$0	\$0	\$0	\$0	\$2,017,049
Total Construction	-	-	\$0	\$2,521,311	\$0	\$0	\$0	\$0	\$0	\$2,521,311
Construction Engineering	Local Funds	-	\$0	\$252,131	\$0	\$0	\$0	\$0	\$0	\$252,131
Total Construction Engineering	-	-	\$0	\$252,131	\$0	\$0	\$0	\$0	\$0	\$252,131
Total Programmed	-	-	\$0	\$2,773,442	\$0	\$0	\$0	\$0	\$0	\$2,773,442

## Previously Approved Amendment 02-22-0014 - Skokie Boulevard from Lake Cook Rd to Village Limits

Project work will include pavement milling, pavement patching (base repair), placement of new HMA leveling binder, and surface layers. New thermoplastic pavement markings, sidewalk/ADA ramp repair/improvements at select locations.

<b>TIP Document:</b>	26-05.1 (Admin FHWA)
<b>Project Type:</b>	Road Maintenance
<b>Air Quality:</b>	-
<b>Open to Traffic Year:</b>	-
<b>Lead Agency:</b>	North Shore Council
<b>Lead Contact:</b>	-
<b>Project Website:</b>	-
<b>County:</b>	Cook
<b>Municipality:</b>	Northbrook
<b>Major CMAP Programs:</b>	-

Phase	Fund Source	F. Section ID	Prior	FY2026	FY2027	FY2028	FY2029	FY2030	Future	Total
Construction	Local Funds	-	\$0	\$504,262	\$0	\$0	\$0	\$0	\$0	\$504,262
Construction	STP - Regional Redistribution	-	\$0	\$2,017,049	\$0	\$0	\$0	\$0	\$0	\$2,017,049
Total Construction	-	-	\$0	\$2,521,311	\$0	\$0	\$0	\$0	\$0	\$2,521,311
Construction Engineering	Local Funds	-	\$0	\$252,131	\$0	\$0	\$0	\$0	\$0	\$252,131
Total Construction Engineering	-	-	\$0	\$252,131	\$0	\$0	\$0	\$0	\$0	\$252,131
Total Programmed	-	-	\$0	\$2,773,442	\$0	\$0	\$0	\$0	\$0	\$2,773,442

**Current Change Reason:** Schedule / Funding / Scope- Update Phase(s) placed in Advance Construction status - Add, delete, or change fund sources

**Project Changes:**

Plan Revision Name changed from "26-05.1 (Admin FHWA)" to "26-06.1 (Admin FHWA)"

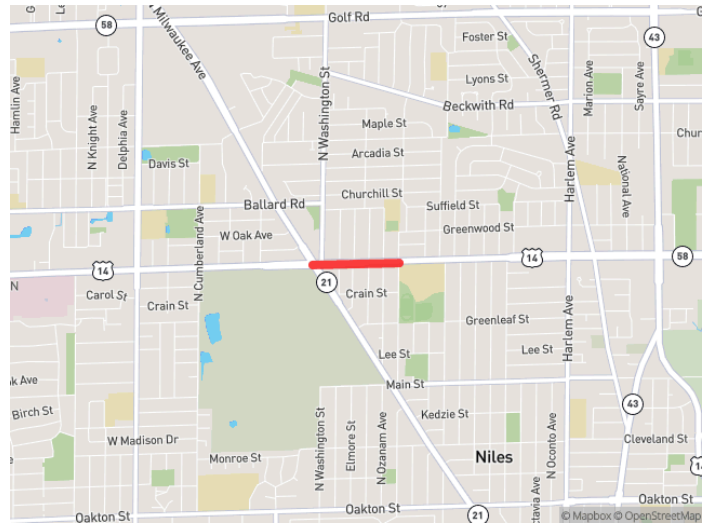


Phase	Fund Source	F. Section ID	Prior	FY2026	FY2027	FY2028	FY2029	FY2030	Future	Total
Total Engineering II		-	\$203,000	\$0	\$0	\$0	\$0	\$0	\$0	\$203,000
Construction	Local Funds	-	\$0	\$1,019,364	\$0	\$0	\$0	\$0	\$0	\$1,019,364
Construction	STP - Locally Prgmd	-	\$0	\$4,077,455	\$0	\$0	\$0	\$0	\$0	\$4,077,455
Total Construction		-	\$0	\$5,096,819	\$0	\$0	\$0	\$0	\$0	\$5,096,819
Construction Engineering	Local Funds	-	\$0	\$84,636	\$0	\$0	\$0	\$0	\$0	\$84,636
Construction Engineering	STP - Locally Prgmd	-	\$0	\$338,545	\$0	\$0	\$0	\$0	\$0	\$338,545
Total Construction Engineering		-	\$0	\$423,181	\$0	\$0	\$0	\$0	\$0	\$423,181
Total Prior Costs		-	\$203,000	\$0	\$0	\$0	\$0	\$0	\$0	\$203,000
Total Programmed		-	\$203,000	\$5,520,000	\$0	\$0	\$0	\$0	\$0	\$5,723,000
<b>Current Change Reason:</b>	Schedule / Funding / Scope- Update Add, delete, or change fund sources									
<b>Project Changes:</b>	Plan Revision Name changed from "26-04.1 (Admin FHWA)" to "26-06.1 (Admin FHWA)"									

## 02-23-0006 - US 14 Dempster St - Ill 21 (Milwaukee Ave) to Ozark Ave

Signal Timing/Progression

<b>TIP Document:</b>	26-06.1 (Admin FHWA)
<b>Project Type:</b>	Road Signals & Signs
<b>Air Quality:</b>	Conformed
<b>Open to Traffic Year:</b>	2028
<b>Lead Agency:</b>	IDOT D1 Hwys
<b>Lead Contact:</b>	-
<b>Project Website:</b>	-
<b>County:</b>	Cook
<b>Municipality:</b>	Morton Grove, Niles
<b>Major CMAP Programs:</b>	CMAQ



Phase	Fund Source	F. Section ID	Prior	FY2026	FY2027	FY2028	FY2029	FY2030	Future	Total
Construction	CMAQ	-	\$0	\$132,000	\$0	\$0	\$0	\$0	\$0	\$132,000
Construction	IL Funds	-	\$0	\$66,000	\$0	\$0	\$0	\$0	\$0	\$66,000
Construction	STP - State Prgmd Urban	-	\$0	\$132,000	\$0	\$0	\$0	\$0	\$0	\$132,000
Total Construction		-	\$0	\$330,000	\$0	\$0	\$0	\$0	\$0	\$330,000
Total Programmed		-	\$0	\$330,000	\$0	\$0	\$0	\$0	\$0	\$330,000

## Previously Approved Amendment 02-23-0006 - US 14 Dempster St - Ill 21 (Milwaukee Ave) to Ozark Ave

Signal Timing/Progression

<b>TIP Document:</b>	26-05 (Formal)
<b>Project Type:</b>	Road Signals & Signs
<b>Air Quality:</b>	-
<b>Open to Traffic Year:</b>	-
<b>Lead Agency:</b>	IDOT D1 Hwys
<b>Lead Contact:</b>	-
<b>Project Website:</b>	-
<b>County:</b>	Cook
<b>Municipality:</b>	Morton Grove, Niles
<b>Major CMAP Programs:</b>	-

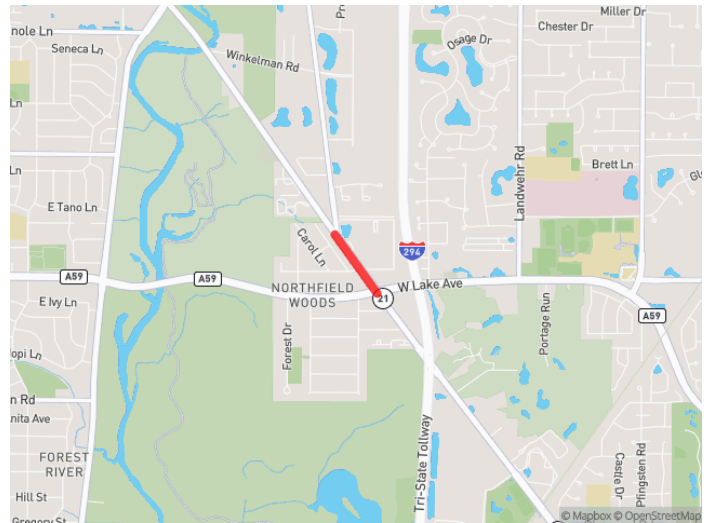
Phase	Fund Source	F. Section ID	Prior	FY2026	FY2027	FY2028	FY2029	FY2030	Future	Total
Construction	CMAQ	-	\$0	\$132,000	\$0	\$0	\$0	\$0	\$0	\$132,000
Construction	IL Funds	-	\$0	\$66,000	\$0	\$0	\$0	\$0	\$0	\$66,000
Construction	STP - State Prgmd Urban	-	\$0	\$132,000	\$0	\$0	\$0	\$0	\$0	\$132,000
Total Construction		-	\$0	\$330,000	\$0	\$0	\$0	\$0	\$0	\$330,000
Total Programmed		-	\$0	\$330,000	\$0	\$0	\$0	\$0	\$0	\$330,000

<b>Current Change Reason:</b>	Schedule / Funding / Scope- Update Phase(s) placed in Advance Construction status
<b>Project Changes:</b>	Plan Revision Name changed from "26-05 (Formal)" to "26-06.1 (Admin FHWA)"

## 02-23-0007 - III 21 Milwaukee Ave - Sanders Rd to Euclid Ave (Centracs)

Signal Timing/Progression

<b>TIP Document:</b>	26-06.1 (Admin FHWA)
<b>Project Type:</b>	Road Signals & Signs
<b>Air Quality:</b>	Conformed
<b>Open to Traffic Year:</b>	2028
<b>Lead Agency:</b>	IDOT D1 Hwys
<b>Lead Contact:</b>	-
<b>Project Website:</b>	-
<b>County:</b>	Cook
<b>Municipality:</b>	Glenview
<b>Major CMAP Programs:</b>	CMAQ



Phase	Fund Source	F. Section ID	Prior	FY2026	FY2027	FY2028	FY2029	FY2030	Future	Total
Construction	CMAQ	-	\$0	\$120,000	\$0	\$0	\$0	\$0	\$0	\$120,000
Construction	IL Funds	-	\$0	\$60,000	\$0	\$0	\$0	\$0	\$0	\$60,000
Construction	NHPP	-	\$0	\$120,000	\$0	\$0	\$0	\$0	\$0	\$120,000
Total Construction		-	\$0	\$300,000	\$0	\$0	\$0	\$0	\$0	\$300,000
Total Programmed		-	\$0	\$300,000	\$0	\$0	\$0	\$0	\$0	\$300,000

## Previously Approved Amendment 02-23-0007 - III 21 Milwaukee Ave - Sanders Rd to Euclid Ave (Centracs)

Signal Timing/Progression

<b>TIP Document:</b>	26-05 (Formal)
<b>Project Type:</b>	Road Signals & Signs
<b>Air Quality:</b>	-
<b>Open to Traffic Year:</b>	-
<b>Lead Agency:</b>	IDOT D1 Hwys
<b>Lead Contact:</b>	-
<b>Project Website:</b>	-
<b>County:</b>	Cook
<b>Municipality:</b>	Glenview
<b>Major CMAP Programs:</b>	-

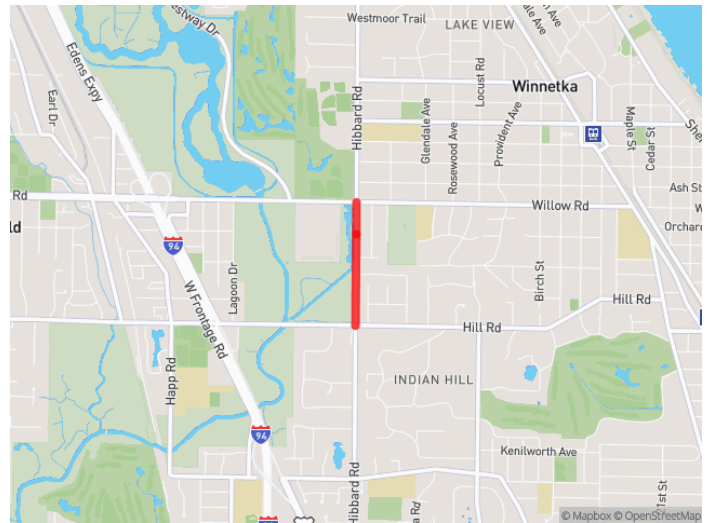
Phase	Fund Source	F. Section ID	Prior	FY2026	FY2027	FY2028	FY2029	FY2030	Future	Total
Construction	CMAQ	-	\$0	\$120,000	\$0	\$0	\$0	\$0	\$0	\$120,000
Construction	IL Funds	-	\$0	\$60,000	\$0	\$0	\$0	\$0	\$0	\$60,000
Construction	NHPP	-	\$0	\$120,000	\$0	\$0	\$0	\$0	\$0	\$120,000
Total Construction		-	\$0	\$300,000	\$0	\$0	\$0	\$0	\$0	\$300,000
Total Programmed		-	\$0	\$300,000	\$0	\$0	\$0	\$0	\$0	\$300,000

<b>Current Change Reason:</b>	Schedule / Funding / Scope- Update Phase(s) placed in Advance Construction status
<b>Project Changes:</b>	Plan Revision Name changed from "26-05 (Formal)" to "26-06.1 (Admin FHWA)"

## 02-24-0006 - Hibbard Road Resurfacing

The roadway will have a Local Agency Functional Overlay (LAFO) with select areas of HMA pavement patching. All curb and gutter will be removed and replaced. Existing curb ramps and sidewalks will be removed and replaced where it does not meet current ADA/PROWAG standards. An on-street shared lane bike route will be added to the entire corridor. At the intersection of Hibbard Road and Hill Road / Winnetka Road, pedestrian push buttons and countdown signal heads will be added. Select tree pruning.

<b>TIP Document:</b>	26-06.1 (Admin FHWA)
<b>Project Type:</b>	Road Maintenance
<b>Air Quality:</b>	Not Required
<b>Open to Traffic Year:</b>	2029
<b>Lead Agency:</b>	North Shore Council
<b>Lead Contact:</b>	-
<b>Project Website:</b>	-
<b>County:</b>	Cook
<b>Municipality:</b>	Winnetka
<b>Major CMAP Programs:</b>	STP - Local



Phase	Fund Source	F. Section ID	Prior	FY2026	FY2027	FY2028	FY2029	FY2030	Future	Total
Engineering I	Local Funds	-	\$0	\$0	\$84,500	\$0	\$0	\$0	\$0	\$84,500
Total Engineering I			\$0	\$0	\$84,500	\$0	\$0	\$0	\$0	\$84,500
Engineering II	Local Funds	-	\$0	\$0	\$105,600	\$0	\$0	\$0	\$0	\$105,600
Total Engineering II			\$0	\$0	\$105,600	\$0	\$0	\$0	\$0	\$105,600
Construction	Local Funds	-	\$0	\$0	\$0	\$0	\$236,500	\$0	\$0	\$236,500
Construction	STP - Locally Prgmd	-	\$0	\$0	\$0	\$0	\$946,000	\$0	\$0	\$946,000
Total Construction			\$0	\$0	\$0	\$0	\$1,182,500	\$0	\$0	\$1,182,500
Construction Engineering	Local Funds	-	\$0	\$0	\$0	\$0	\$25,340	\$0	\$0	\$25,340
Construction Engineering	STP - Locally Prgmd	-	\$0	\$0	\$0	\$0	\$101,360	\$0	\$0	\$101,360
Total Construction Engineering			\$0	\$0	\$0	\$0	\$126,700	\$0	\$0	\$126,700
Total Programmed			\$0	\$0	\$190,100	\$0	\$1,309,200	\$0	\$0	\$1,499,300

### Previously Approved Amendment 02-24-0006 - Hibbard Road Resurfacing

The roadway will have a Local Agency Functional Overlay (LAFO) with select areas of HMA pavement patching. All curb and gutter will be removed and replaced. Existing curb ramps and sidewalks will be removed and replaced where it does not meet current ADA/PROWAG standards. An on-street shared lane bike route will be added to the entire corridor. At the intersection of Hibbard Road and Hill Road / Winnetka Road, pedestrian push buttons and countdown signal heads will be added. Select tree pruning.

<b>TIP Document:</b>	26-05 (Formal)
<b>Project Type:</b>	Road Maintenance
<b>Air Quality:</b>	-
<b>Open to Traffic Year:</b>	-
<b>Lead Agency:</b>	North Shore Council
<b>Lead Contact:</b>	-
<b>Project Website:</b>	-
<b>County:</b>	Cook
<b>Municipality:</b>	Winnetka
<b>Major CMAP Programs:</b>	-

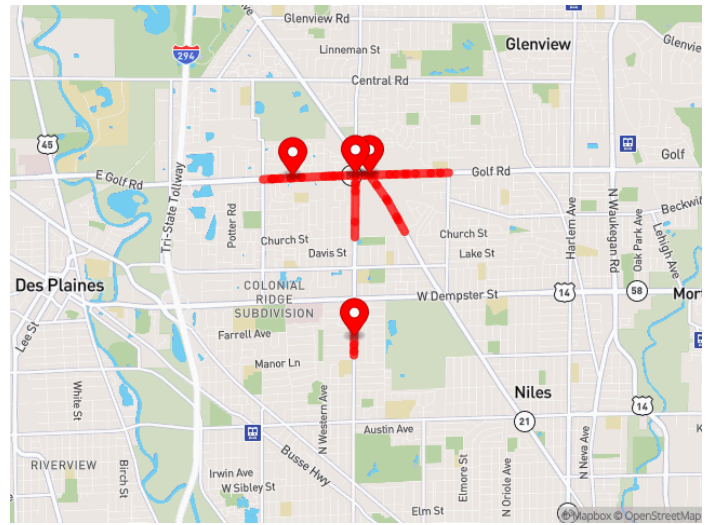
Phase	Fund Source	F. Section ID	Prior	FY2026	FY2027	FY2028	FY2029	FY2030	Future	Total
Engineering I	Local Funds	-	\$0	\$0	\$84,500	\$0	\$0	\$0	\$0	\$84,500
Total Engineering I		-	\$0	\$0	\$84,500	\$0	\$0	\$0	\$0	\$84,500
Engineering II	Local Funds	-	\$0	\$0	\$105,600	\$0	\$0	\$0	\$0	\$105,600
Total Engineering II		-	\$0	\$0	\$105,600	\$0	\$0	\$0	\$0	\$105,600
Construction	Local Funds	-	\$0	\$0	\$0	\$0	\$236,500	\$0	\$0	\$236,500
Construction	STP - Locally Prgmd	-	\$0	\$0	\$0	\$0	\$1,182,500	\$0	\$0	\$1,182,500
Total Construction		-	\$0	\$0	\$0	\$0	\$1,419,000	\$0	\$0	\$1,419,000
Construction Engineering	Local Funds	-	\$0	\$0	\$0	\$0	\$25,340	\$0	\$0	\$25,340
Construction Engineering	STP - Locally Prgmd	-	\$0	\$0	\$0	\$0	\$126,700	\$0	\$0	\$126,700
Total Construction Engineering		-	\$0	\$0	\$0	\$0	\$152,040	\$0	\$0	\$152,040
Total Programmed		-	\$0	\$0	\$190,100	\$0	\$1,571,040	\$0	\$0	\$1,761,140

<b>Current Change Reason:</b>	Schedule / Funding / Scope- Update Other cost change described below, Corrected to original award amount. due to Cost change
<b>Project Changes:</b>	Plan Revision Name changed from "26-05 (Formal)" to "26-06.1 (Admin FHWA)"

### 03-19-0040 - Niles Pace Bus Stop Access and Golf/Greenwood Intersection Improvements

Pedestrian improvements along Golf Rd and Milwaukee Av that serve Pace bus stops. Intersection improvements including pedestrian countdown signals at four intersections along Golf Rd and Greenwood Ave. Pedestrian crossing with RRFB on Greenwood Ave near Betty Terr. Sidewalk work on Golf Rd from Dee Rd to Hamlin Ave and from Western Ave to Washington Rd. Sidewalk work on Greenwood Ave from Golf Rd to Church St and from Crain St to Sunset Rd. New lighting on Golf Rd from Dee Rd to Washington Rd.

<b>TIP Document:</b>	26-06.1 (Admin FHWA)
<b>Project Type:</b>	Bicycle & Pedestrian
<b>Air Quality:</b>	-
<b>Open to Traffic Year:</b>	2024
<b>Lead Agency:</b>	Northwest Council
<b>Lead Contact:</b>	-
<b>Project Website:</b>	-
<b>County:</b>	Cook
<b>Municipality:</b>	Niles
<b>Major CMAP Programs:</b>	CMAQ



Phase	Fund Source	F. Section ID	Prior	FY2026	FY2027	FY2028	FY2029	FY2030	Future	Total
Engineering II	Local Funds	Golf/Milwaukee Pace Improvements	\$46,738	\$0	\$0	\$0	\$0	\$0	\$0	\$46,738
Engineering II	RTA Sales Tax	Golf/Milwaukee Pace Improvements	\$13,262	\$0	\$0	\$0	\$0	\$0	\$0	\$13,262
Total Engineering II	-	-	\$60,000	\$0	\$0	\$0	\$0	\$0	\$0	\$60,000
Construction	CMAQ	Golf/Milwaukee Pace Improvements	\$0	\$808,000	\$0	\$0	\$0	\$0	\$0	\$808,000
Construction	Hwy Safety Improve Pgm	Golf/Greenwood Intersection Improvements	\$837,000	\$653,000	\$0	\$0	\$0	\$0	\$0	\$1,490,000
Construction	Local Funds	Golf/Milwaukee Pace Improvements, Golf Rd Lighting - Dee Rd to Washington Rd, Golf/Greenwood Intersection Improvements	\$678,056	\$202,000	\$0	\$0	\$0	\$0	\$0	\$880,056
Construction	TAP - State ITEP (Fed)	Golf Rd Lighting - Dee Rd to Washington Rd	\$1,800,000	\$250,000	\$0	\$0	\$0	\$0	\$0	\$2,050,000
Total Construction	-	-	\$3,315,056	\$1,913,000	\$0	\$0	\$0	\$0	\$0	\$5,228,056
Construction Engineering	CMAQ	Golf/Milwaukee Pace Improvements	\$0	\$148,577	\$0	\$0	\$0	\$0	\$0	\$148,577
Construction Engineering	Hwy Safety Improve Pgm	Golf/Greenwood Intersection Improvements	\$72,000	\$0	\$0	\$0	\$0	\$0	\$0	\$72,000
Construction Engineering	Local Funds	Golf/Milwaukee Pace Improvements, Golf Rd Lighting - Dee Rd to Washington Rd, Golf/Greenwood Intersection Improvements	\$58,000	\$37,145	\$0	\$0	\$0	\$0	\$0	\$95,145
Construction Engineering	TAP - State ITEP (Fed)	Golf Rd Lighting - Dee Rd to Washington Rd	\$200,000	\$0	\$0	\$0	\$0	\$0	\$0	\$200,000
Total Construction Engineering	-	-	\$330,000	\$185,722	\$0	\$0	\$0	\$0	\$0	\$515,722
Total Prior Costs	-	-	\$3,705,056	\$0	\$0	\$0	\$0	\$0	\$0	\$3,705,056
Total Programmed	-	-	\$3,705,056	\$2,098,722	\$0	\$0	\$0	\$0	\$0	\$5,803,778

### Previously Approved Amendment 03-19-0040 - Niles Pace Bus Stop Access and Golf/Greenwood Intersection Improvements

Pedestrian improvements along Golf Rd and Milwaukee Av that serve Pace bus stops. Intersection improvements including pedestrian countdown signals at four intersections along Golf Rd and Greenwood Ave. Pedestrian crossing with RRFB on Greenwood Ave near Betty Terr. Sidewalk work on Golf Rd from Dee Rd to Hamlin Ave and from Western Ave to Washington Rd. Sidewalk work on Greenwood Ave from Golf Rd to Church St and from Crain St to Sunset Rd. New lighting on Golf Rd from Dee Rd to Washington Rd.

<b>TIP Document:</b>	26-05.1 (Admin FHWA)
<b>Project Type:</b>	Bicycle & Pedestrian
<b>Air Quality:</b>	-

Open to Traffic Year:	-
Lead Agency:	Northwest Council
Lead Contact:	-
Project Website:	-
County:	Cook
Municipality:	Niles
Major CMAP Programs:	-

Phase	Fund Source	F. Section ID	Prior	FY2026	FY2027	FY2028	FY2029	FY2030	Future	Total
Engineering II	Local Funds	Golf/Milwaukee Pace Improvements	\$46,738	\$0	\$0	\$0	\$0	\$0	\$0	\$46,738
Engineering II	RTA Sales Tax	Golf/Milwaukee Pace Improvements	\$13,262	\$0	\$0	\$0	\$0	\$0	\$0	\$13,262
Total Engineering II		-	\$60,000	\$0	\$0	\$0	\$0	\$0	\$0	\$60,000
Construction	CMAQ	Golf/Milwaukee Pace Improvements	\$588,000	\$220,000	\$0	\$0	\$0	\$0	\$0	\$808,000
Construction	Hwy Safety Improve Pgm	Golf/Greenwood Intersection Improvements	\$1,490,000	\$0	\$0	\$0	\$0	\$0	\$0	\$1,490,000
Construction	Local Funds	Golf Rd Lighting - Dee Rd to Washington Rd, Golf/Greenwood Intersection Improvements, Golf/Milwaukee Pace Improvements	\$825,056	\$55,000	\$0	\$0	\$0	\$0	\$0	\$880,056
Construction	TAP - State ITEP (Fed)	Golf Rd Lighting - Dee Rd to Washington Rd	\$1,800,000	\$250,000	\$0	\$0	\$0	\$0	\$0	\$2,050,000
Total Construction		-	\$4,703,056	\$525,000	\$0	\$0	\$0	\$0	\$0	\$5,228,056
Construction Engineering	CMAQ	Golf/Milwaukee Pace Improvements	\$48,577	\$100,000	\$0	\$0	\$0	\$0	\$0	\$148,577
Construction Engineering	Hwy Safety Improve Pgm	Golf/Greenwood Intersection Improvements	\$72,000	\$0	\$0	\$0	\$0	\$0	\$0	\$72,000
Construction Engineering	Local Funds	Golf Rd Lighting - Dee Rd to Washington Rd, Golf/Greenwood Intersection Improvements, Golf/Milwaukee Pace Improvements	\$70,145	\$25,000	\$0	\$0	\$0	\$0	\$0	\$95,145
Construction Engineering	TAP - State ITEP (Fed)	Golf Rd Lighting - Dee Rd to Washington Rd	\$200,000	\$0	\$0	\$0	\$0	\$0	\$0	\$200,000
Total Construction Engineering		-	\$390,722	\$125,000	\$0	\$0	\$0	\$0	\$0	\$515,722
Total Prior Costs		-	\$5,153,778	\$0	\$0	\$0	\$0	\$0	\$0	\$5,153,778
Total Programmed		-	\$5,153,778	\$650,000	\$0	\$0	\$0	\$0	\$0	\$5,803,778
Current Change Reason:	Schedule / Funding / Scope- Update Phase(s) converted from Advance Construction status									
Project Changes:	Plan Revision Name changed from "26-05.1 (Admin FHWA)" to "26-06.1 (Admin FHWA)"									

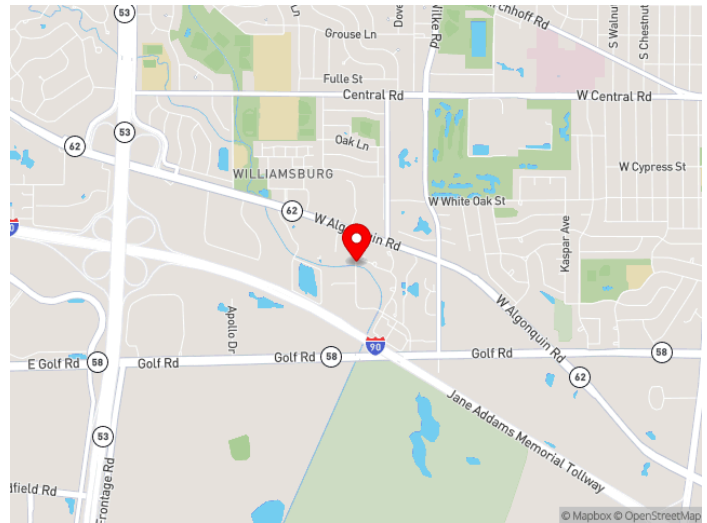


Phase	Fund Source	F. Section ID	Prior	FY2026	FY2027	FY2028	FY2029	FY2030	Future	Total
Construction	STP - Locally Prgmd	-	\$1,124,831	\$0	\$0	\$0	\$0	\$0	\$0	\$1,124,831
Total Construction		-	\$1,499,775	\$0	\$0	\$0	\$0	\$0	\$0	\$1,499,775
Construction Engineering	Local Funds	-	\$121,000	\$0	\$0	\$0	\$0	\$0	\$0	\$121,000
Total Construction Engineering		-	\$121,000	\$0	\$0	\$0	\$0	\$0	\$0	\$121,000
Total Prior Costs		-	\$1,767,482	\$0	\$0	\$0	\$0	\$0	\$0	\$1,767,482
Total Programmed		-	\$1,767,482	\$0	\$0	\$0	\$0	\$0	\$0	\$1,767,482
<b>Current Change Reason:</b>	Schedule / Funding / Scope- Update Other cost change described below - Update Open to Traffic year - Post-award/obligation cost adjustments, Cost change due to increase in unit costs due to Cost change									
<b>Project Changes:</b>	Plan Revision Name changed from "26-00 (Adoption)" to "26-06.1 (Admin FHWA)"									
<b>Project Changes:</b>	Open To Traffic changed from "2025" to "2027"									
<b>Project Changes:</b>	Current Implementation Status changed from "Draft construction/CE agreements submitted" to "Project let"									

### 03-21-0010 - Meadowbrook Drive over Salt Creek

Rehabilitation or replacement of structure carrying Meadowbrook Drive over Salt Creek.

<b>TIP Document:</b>	26-06.1 (Admin FHWA)
<b>Project Type:</b>	Bridge Repair, Rehab, or Replace
<b>Air Quality:</b>	Not Required
<b>Open to Traffic Year:</b>	2027
<b>Lead Agency:</b>	Northwest Council
<b>Lead Contact:</b>	-
<b>Project Website:</b>	-
<b>County:</b>	Cook
<b>Municipality:</b>	Rolling Meadows
<b>Major CMAP Programs:</b>	-



Phase	Fund Source	F. Section ID	Prior	FY2026	FY2027	FY2028	FY2029	FY2030	Future	Total
Engineering I	Bridge - Local Prgmd	-	\$88,225	\$60,705	\$0	\$0	\$0	\$0	\$0	\$148,930
Engineering I	Local Funds	-	\$36,601	\$0	\$0	\$0	\$0	\$0	\$0	\$36,601
Total Engineering I		-	\$124,826	\$60,705	\$0	\$0	\$0	\$0	\$0	\$185,531
Engineering II	Bridge - Local Prgmd	-	\$0	\$126,720	\$0	\$0	\$0	\$0	\$0	\$126,720
Engineering II	Local Funds	-	\$0	\$155,387	\$0	\$0	\$0	\$0	\$0	\$155,387
Total Engineering II		-	\$0	\$282,107	\$0	\$0	\$0	\$0	\$0	\$282,107
Right of Way	Local Funds	-	\$0	\$0	\$110,484	\$0	\$0	\$0	\$0	\$110,484
Total Right of Way		-	\$0	\$0	\$110,484	\$0	\$0	\$0	\$0	\$110,484
Construction	Bridge - Local Prgmd	-	\$0	\$0	\$1,056,000	\$0	\$0	\$0	\$0	\$1,056,000
Construction	Local Funds	-	\$0	\$0	\$264,000	\$0	\$0	\$0	\$0	\$264,000
Total Construction		-	\$0	\$0	\$1,320,000	\$0	\$0	\$0	\$0	\$1,320,000
Construction Engineering	Bridge - Local Prgmd	-	\$0	\$0	\$105,600	\$0	\$0	\$0	\$0	\$105,600
Construction Engineering	Local Funds	-	\$0	\$0	\$26,400	\$0	\$0	\$0	\$0	\$26,400
Total Construction Engineering		-	\$0	\$0	\$132,000	\$0	\$0	\$0	\$0	\$132,000
Total Prior Costs		-	\$124,826	\$0	\$0	\$0	\$0	\$0	\$0	\$124,826
Total Programmed		-	\$124,826	\$342,812	\$1,562,484	\$0	\$0	\$0	\$0	\$2,030,122

### Previously Approved Amendment 03-21-0010 - Meadowbrook Drive over Salt Creek

Rehabilitation or replacement of structure carrying Meadowbrook Drive over Salt Creek.

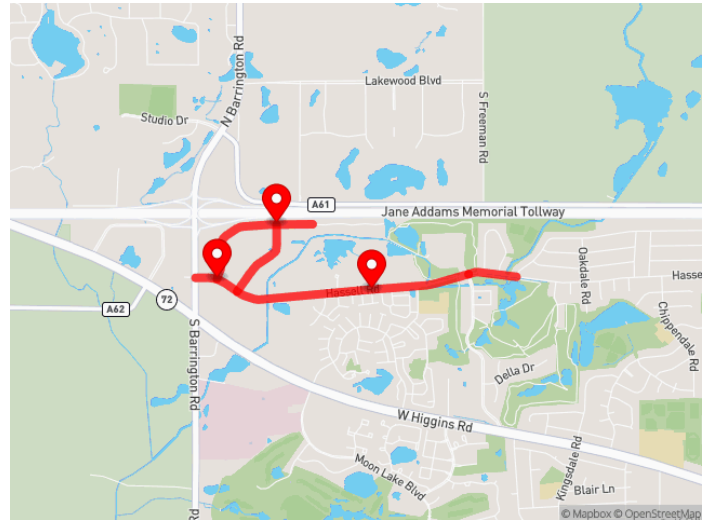
<b>TIP Document:</b>	26-05.1 (Admin FHWA)
<b>Project Type:</b>	Bridge Repair, Rehab, or Replace
<b>Air Quality:</b>	-
<b>Open to Traffic Year:</b>	-
<b>Lead Agency:</b>	Northwest Council
<b>Lead Contact:</b>	-
<b>Project Website:</b>	-
<b>County:</b>	Cook
<b>Municipality:</b>	Rolling Meadows
<b>Major CMAP Programs:</b>	-

Phase	Fund Source	F. Section ID	Prior	FY2026	FY2027	FY2028	FY2029	FY2030	Future	Total
Engineering I	Bridge - Local Prgmd	-	\$88,225	\$60,705	\$0	\$0	\$0	\$0	\$0	\$148,930
Engineering I	Local Funds	-	\$36,601	\$0	\$0	\$0	\$0	\$0	\$0	\$36,601
Total Engineering I		-	\$124,826	\$60,705	\$0	\$0	\$0	\$0	\$0	\$185,531
Engineering II	Bridge - Local Prgmd	-	\$0	\$126,720	\$0	\$0	\$0	\$0	\$0	\$126,720
Engineering II	Local Funds	-	\$0	\$155,387	\$0	\$0	\$0	\$0	\$0	\$155,387
Total Engineering II		-	\$0	\$282,107	\$0	\$0	\$0	\$0	\$0	\$282,107
Right of Way	Local Funds	-	\$0	\$0	\$110,484	\$0	\$0	\$0	\$0	\$110,484
Total Right of Way		-	\$0	\$0	\$110,484	\$0	\$0	\$0	\$0	\$110,484
Construction	Bridge - Local Prgmd	-	\$0	\$0	\$664,000	\$0	\$0	\$0	\$0	\$664,000
Construction	Local Funds	-	\$0	\$0	\$166,000	\$0	\$0	\$0	\$0	\$166,000
Total Construction		-	\$0	\$0	\$830,000	\$0	\$0	\$0	\$0	\$830,000
Construction Engineering	Bridge - Local Prgmd	-	\$0	\$0	\$66,400	\$0	\$0	\$0	\$0	\$66,400
Construction Engineering	Local Funds	-	\$0	\$0	\$16,600	\$0	\$0	\$0	\$0	\$16,600
Total Construction Engineering		-	\$0	\$0	\$83,000	\$0	\$0	\$0	\$0	\$83,000
Total Prior Costs		-	\$124,826	\$0	\$0	\$0	\$0	\$0	\$0	\$124,826
Total Programmed		-	\$124,826	\$342,812	\$1,023,484	\$0	\$0	\$0	\$0	\$1,491,122
<b>Current Change Reason:</b>		Schedule / Funding / Scope- Update Cost change due to updated agreements								
<b>Project Changes:</b>		Plan Revision Name changed from "26-05.1 (Admin FHWA)" to "26-06.1 (Admin FHWA)"								
<b>Target Federal Authorizations and Construction Letting Changes:</b>										
<b>Target Federal Authorizations and Construction Letting Changes:</b>		MTH/QTR has changed from MAR to NOV								
<b>Target Federal Authorizations and Construction Letting Changes:</b>		Year has changed from 2027 to 2026								

## 03-22-0003 - Hassell Rd/Stonington Ave/Pembroke Ave Corridor Improvements

Various bike-ped and access to transit improvements along Hassell Rd from Barrington Rd to Rosedale Ln, along the full length of Pembroke Ave, and on Stonington Ave from Pembroke Ave to Hassell Rd.

<b>TIP Document:</b>	26-06.1 (Admin FHWA)
<b>Project Type:</b>	Bicycle & Pedestrian
<b>Air Quality:</b>	-
<b>Open to Traffic Year:</b>	2027
<b>Lead Agency:</b>	Northwest Council
<b>Lead Contact:</b>	-
<b>Project Website:</b>	-
<b>County:</b>	Cook
<b>Municipality:</b>	Hoffman Estates
<b>Major CMAP Programs:</b>	-



Phase	Fund Source	F. Section ID	Prior	FY2026	FY2027	FY2028	FY2029	FY2030	Future	Total
Engineering I	IL Funds	-	\$13,450	\$0	\$0	\$0	\$0	\$0	\$0	\$13,450
Engineering I	TAP - State ITEP (Fed)	-	\$53,800	\$0	\$0	\$0	\$0	\$0	\$0	\$53,800
<b>Total Engineering I</b>			<b>\$67,250</b>	<b>\$0</b>	<b>\$0</b>	<b>\$0</b>	<b>\$0</b>	<b>\$0</b>	<b>\$0</b>	<b>\$67,250</b>
Engineering II	IL Funds	-	\$134,588	\$0	\$0	\$0	\$0	\$0	\$0	\$134,588
Engineering II	Local Funds	-	\$59,617	\$0	\$0	\$0	\$0	\$0	\$0	\$59,617
<b>Total Engineering II</b>			<b>\$194,205</b>	<b>\$0</b>	<b>\$0</b>	<b>\$0</b>	<b>\$0</b>	<b>\$0</b>	<b>\$0</b>	<b>\$194,205</b>
Construction	IL Funds	-	\$0	\$0	\$0	\$0	\$0	\$0	\$1,345,875	\$1,345,875
Construction	Local Funds	-	\$0	\$0	\$0	\$0	\$0	\$0	\$282,139	\$282,139
<b>Total Construction</b>			<b>\$0</b>	<b>\$0</b>	<b>\$0</b>	<b>\$0</b>	<b>\$0</b>	<b>\$0</b>	<b>\$1,628,014</b>	<b>\$1,628,014</b>
Construction Engineering	IL Funds	-	\$0	\$0	\$0	\$0	\$0	\$0	\$201,925	\$201,925
<b>Total Construction Engineering</b>			<b>\$0</b>	<b>\$0</b>	<b>\$0</b>	<b>\$0</b>	<b>\$0</b>	<b>\$0</b>	<b>\$201,925</b>	<b>\$201,925</b>
<b>Total Prior Costs</b>			<b>\$261,455</b>	<b>\$0</b>	<b>\$0</b>	<b>\$0</b>	<b>\$0</b>	<b>\$0</b>	<b>\$0</b>	<b>\$261,455</b>
<b>Total Future Costs</b>			<b>\$0</b>	<b>\$0</b>	<b>\$0</b>	<b>\$0</b>	<b>\$0</b>	<b>\$0</b>	<b>\$1,829,939</b>	<b>\$1,829,939</b>
<b>Total Programmed</b>			<b>\$261,455</b>	<b>\$0</b>	<b>\$0</b>	<b>\$0</b>	<b>\$0</b>	<b>\$0</b>	<b>\$1,829,939</b>	<b>\$2,091,394</b>

## Previously Approved Amendment 03-22-0003 - Hassell Rd/Stonington Ave/Pembroke Ave Corridor Improvements

Various bike-ped and access to transit improvements along Hassell Rd from Barrington Rd to Rosedale Ln, along the full length of Pembroke Ave, and on Stonington Ave from Pembroke Ave to Hassell Rd.

<b>TIP Document:</b>	26-00 (Adoption)
<b>Project Type:</b>	Bicycle & Pedestrian
<b>Air Quality:</b>	-
<b>Open to Traffic Year:</b>	-
<b>Lead Agency:</b>	Northwest Council
<b>Lead Contact:</b>	-
<b>Project Website:</b>	-
<b>County:</b>	Cook
<b>Municipality:</b>	Hoffman Estates
<b>Major CMAP Programs:</b>	-

Phase	Fund Source	F. Section ID	Prior	FY2026	FY2027	FY2028	FY2029	FY2030	Future	Total
Engineering I	IL Funds	-	\$13,450	\$0	\$0	\$0	\$0	\$0	\$0	\$13,450
Engineering I	TAP - State ITEP (Fed)	-	\$53,800	\$0	\$0	\$0	\$0	\$0	\$0	\$53,800
Total Engineering I		-	\$67,250	\$0	\$0	\$0	\$0	\$0	\$0	\$67,250
Engineering II	IL Funds	-	\$134,588	\$0	\$0	\$0	\$0	\$0	\$0	\$134,588
Engineering II	Local Funds	-	\$65,685	\$0	\$0	\$0	\$0	\$0	\$0	\$65,685
Total Engineering II		-	\$200,273	\$0	\$0	\$0	\$0	\$0	\$0	\$200,273
Construction	IL Funds	-	\$0	\$0	\$0	\$0	\$0	\$0	\$1,345,875	\$1,345,875
Total Construction		-	\$0	\$0	\$0	\$0	\$0	\$0	\$1,345,875	\$1,345,875
Construction Engineering	IL Funds	-	\$0	\$0	\$0	\$0	\$0	\$0	\$201,925	\$201,925
Total Construction Engineering		-	\$0	\$0	\$0	\$0	\$0	\$0	\$201,925	\$201,925
Total Prior Costs		-	\$267,523	\$0	\$0	\$0	\$0	\$0	\$0	\$267,523
Total Future Costs		-	\$0	\$0	\$0	\$0	\$0	\$0	\$1,547,800	\$1,547,800
Total Programmed		-	\$267,523	\$0	\$0	\$0	\$0	\$0	\$1,547,800	\$1,815,323
<b>Current Change Reason:</b>	Schedule / Funding / Scope- Update Cost change due to updated agreements									
<b>Project Changes:</b>	Plan Revision Name changed from "26-00 (Adoption)" to "26-06.1 (Admin FHWA)"									

### 03-23-0004 - Wolf Rd - N of Thacker St

RR Crossing Improvement

<b>TIP Document:</b>	26-06.1 (Admin FHWA)
<b>Project Type:</b>	Safety
<b>Air Quality:</b>	Not Required
<b>Open to Traffic Year:</b>	TBD
<b>Lead Agency:</b>	IDOT D1 Hwys
<b>Lead Contact:</b>	-
<b>Project Website:</b>	-
<b>County:</b>	Cook
<b>Municipality:</b>	Des Plaines
<b>Major CMAP Programs:</b>	-

Phase	Fund Source	F. Section ID	Prior	FY2026	FY2027	FY2028	FY2029	FY2030	Future	Total
Construction	Rail-Hwy Safety	-	\$0	\$200,000	\$0	\$0	\$0	\$0	\$0	\$200,000
Total Construction		-	\$0	\$200,000	\$0	\$0	\$0	\$0	\$0	\$200,000
Total Programmed		-	\$0	\$200,000	\$0	\$0	\$0	\$0	\$0	\$200,000

### Previously Approved Amendment 03-23-0004 - Wolf Rd - N of Thacker St

RR Crossing Improvement

<b>TIP Document:</b>	26-00 (Adoption)
<b>Project Type:</b>	Safety
<b>Air Quality:</b>	-
<b>Open to Traffic Year:</b>	-
<b>Lead Agency:</b>	IDOT D1 Hwys
<b>Lead Contact:</b>	-
<b>Project Website:</b>	-
<b>County:</b>	Cook
<b>Municipality:</b>	Des Plaines
<b>Major CMAP Programs:</b>	-

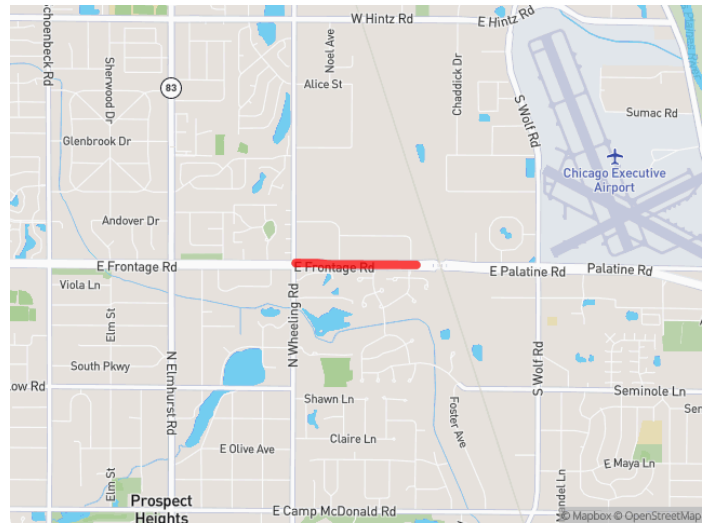
Phase	Fund Source	F. Section ID	Prior	FY2026	FY2027	FY2028	FY2029	FY2030	Future	Total
Construction	Rail-Hwy Safety	-	\$200,000	\$0	\$0	\$0	\$0	\$0	\$0	\$200,000
Total Construction		-	\$200,000	\$0	\$0	\$0	\$0	\$0	\$0	\$200,000
Total Prior Costs		-	\$200,000	\$0	\$0	\$0	\$0	\$0	\$0	\$200,000
Total Programmed		-	\$200,000	\$0	\$0	\$0	\$0	\$0	\$0	\$200,000

<b>Current Change Reason:</b>	Schedule / Funding / Scope- Update Phase(s) converted from Advance Construction status
<b>Project Changes:</b>	Plan Revision Name changed from "26-00 (Adoption)" to "26-06.1 (Admin FHWA)"

# 03-26-0020 - Palatine Rd N Frontage Rd - Wheeling Rd to W of CN RR

Standard Overlay, ADA Improvements

<b>TIP Document:</b>	26-06.1 (Admin FHWA)
<b>Project Type:</b>	Road Maintenance
<b>Air Quality:</b>	Not Required
<b>Open to Traffic Year:</b>	2029
<b>Lead Agency:</b>	IDOT D1 Hwys
<b>Lead Contact:</b>	-
<b>Project Website:</b>	-
<b>County:</b>	Cook
<b>Municipality:</b>	Wheeling
<b>Major CMAP Programs:</b>	-



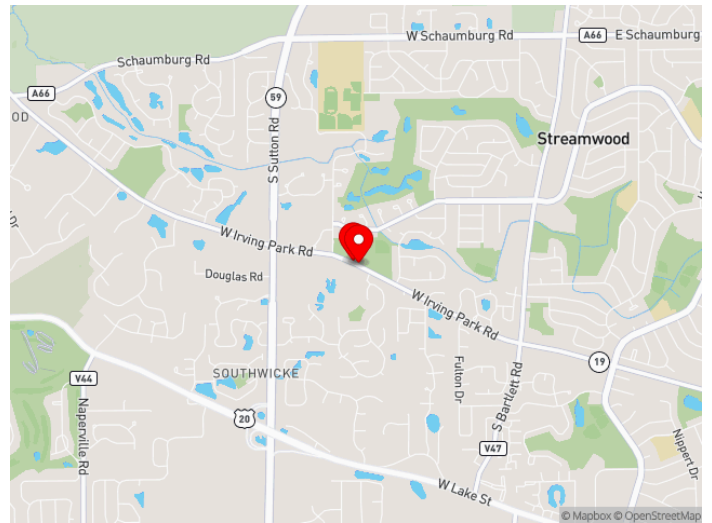
Phase	Fund Source	F. Section ID	Prior	FY2026	FY2027	FY2028	FY2029	FY2030	Future	Total
Construction	IL Funds	-	\$0	\$900,000	\$0	\$0	\$0	\$0	\$0	\$900,000
Total Construction		-	\$0	\$900,000	\$0	\$0	\$0	\$0	\$0	\$900,000
Total Programmed		-	\$0	\$900,000	\$0	\$0	\$0	\$0	\$0	\$900,000

Current Change Reason: New Project

# 03-26-0023 - Ill 19 Irving Park Rd - W of Oak Ridge Dr

Designed Overlay

<b>TIP Document:</b>	26-06.1 (Admin FHWA)
<b>Project Type:</b>	Road Maintenance
<b>Air Quality:</b>	Not Required
<b>Open to Traffic Year:</b>	TBD
<b>Lead Agency:</b>	IDOT D1 Hwys
<b>Lead Contact:</b>	-
<b>Project Website:</b>	-
<b>County:</b>	Cook
<b>Municipality:</b>	Streamwood
<b>Major CMAP Programs:</b>	-



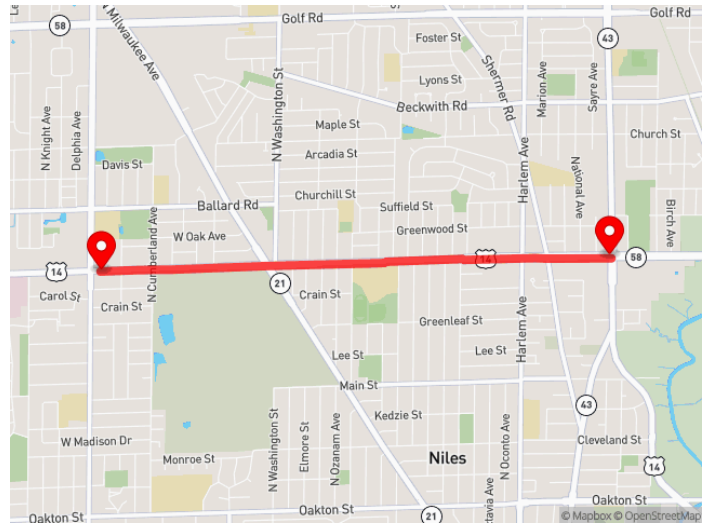
Phase	Fund Source	F. Section ID	Prior	FY2026	FY2027	FY2028	FY2029	FY2030	Future	Total
Construction	IL Funds	-	\$0	\$0	\$0	\$0	\$0	\$0	\$4,000	\$4,000
Construction	STP - State Prgmd Urban	-	\$0	\$0	\$0	\$0	\$0	\$0	\$16,000	\$16,000
Total Construction		-	\$0	\$0	\$0	\$0	\$0	\$0	\$20,000	\$20,000
Total Future Costs		-	\$0	\$0	\$0	\$0	\$0	\$0	\$20,000	\$20,000
Total Programmed		-	\$0	\$0	\$0	\$0	\$0	\$0	\$20,000	\$20,000

<b>Current Change Reason:</b>	New Project
-------------------------------	-------------

# 03-26-0024 - US 14 Dempster St

Standard Overlay, ADA Improvements

<b>TIP Document:</b>	26-06.1 (Admin FHWA)
<b>Project Type:</b>	Road Maintenance
<b>Air Quality:</b>	Not Required
<b>Open to Traffic Year:</b>	TBD
<b>Lead Agency:</b>	IDOT D1 Hwys
<b>Lead Contact:</b>	-
<b>Project Website:</b>	-
<b>County:</b>	Cook
<b>Municipality:</b>	Morton Grove, Niles
<b>Major CMAP Programs:</b>	-



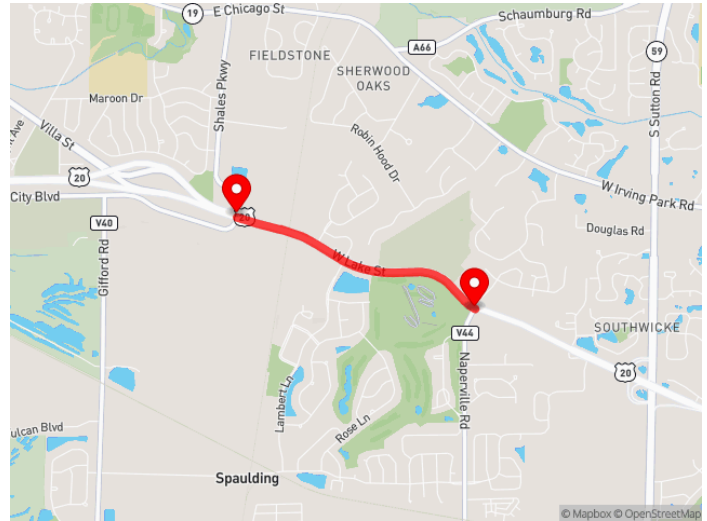
Phase	Fund Source	F. Section ID	Prior	FY2026	FY2027	FY2028	FY2029	FY2030	Future	Total
Construction	IL Funds	-	\$0	\$0	\$0	\$0	\$0	\$0	\$1,200,000	\$1,200,000
Construction	STP - State Prgmd Urban	-	\$0	\$0	\$0	\$0	\$0	\$0	\$4,800,000	\$4,800,000
Total Construction		-	\$0	\$0	\$0	\$0	\$0	\$0	\$6,000,000	\$6,000,000
Total Future Costs		-	\$0	\$0	\$0	\$0	\$0	\$0	\$6,000,000	\$6,000,000
Total Programmed		-	\$0	\$0	\$0	\$0	\$0	\$0	\$6,000,000	\$6,000,000

**Current Change Reason:** New Project

# 03-26-0025 - US 20 Lake St - Bluff City Blvd to S of Naperville Rd/Elizabeth Dr

Smart Overlay

<b>TIP Document:</b>	26-06.1 (Admin FHWA)
<b>Project Type:</b>	Road Maintenance
<b>Air Quality:</b>	Not Required
<b>Open to Traffic Year:</b>	TBD
<b>Lead Agency:</b>	IDOT D1 Hwys
<b>Lead Contact:</b>	-
<b>Project Website:</b>	-
<b>County:</b>	Cook
<b>Municipality:</b>	Bartlett, Elgin
<b>Major CMAP Programs:</b>	-



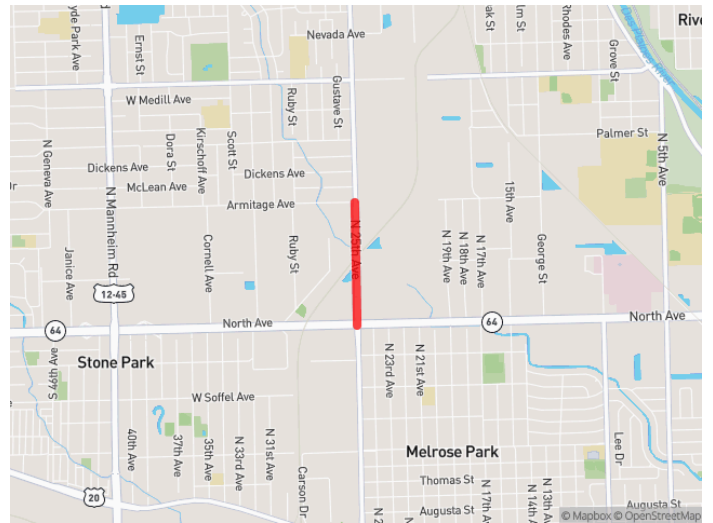
Phase	Fund Source	F. Section ID	Prior	FY2026	FY2027	FY2028	FY2029	FY2030	Future	Total
Construction	NHPP	-	\$0	\$0	\$0	\$0	\$0	\$0	\$2,004,000	\$2,004,000
Construction	Trans Credit - Local/State Hwy	-	\$0	\$0	\$0	\$0	\$0	\$0	\$501,000	\$501,000
Total Construction		-	\$0	\$0	\$0	\$0	\$0	\$0	\$2,004,000	\$2,004,000
Total Future Costs		-	\$0	\$0	\$0	\$0	\$0	\$0	\$2,004,000	\$2,004,000
Total Toll Credit		-	\$0	\$0	\$0	\$0	\$0	\$0	\$501,000	\$501,000
Total Programmed		-	\$0	\$0	\$0	\$0	\$0	\$0	\$2,004,000	\$2,004,000

Current Change Reason: New Project

## 04-23-0008 - 25th Ave - Armitage Ave to Ill 64 (North Ave) - (Centracs Econ 100)

Signal Timing/Progression

<b>TIP Document:</b>	26-06.1 (Admin FHWA)
<b>Project Type:</b>	Road Signals & Signs
<b>Air Quality:</b>	Conformed
<b>Open to Traffic Year:</b>	2028
<b>Lead Agency:</b>	IDOT D1 Hwys
<b>Lead Contact:</b>	-
<b>Project Website:</b>	-
<b>County:</b>	Cook
<b>Municipality:</b>	Melrose Park
<b>Major CMAP Programs:</b>	CMAQ



Phase	Fund Source	F. Section ID	Prior	FY2026	FY2027	FY2028	FY2029	FY2030	Future	Total
Construction	CMAQ	-	\$0	\$140,000	\$0	\$0	\$0	\$0	\$0	\$140,000
Construction	IL Funds	-	\$0	\$70,000	\$0	\$0	\$0	\$0	\$0	\$70,000
Construction	STP - State Prgmd Urban	-	\$0	\$140,000	\$0	\$0	\$0	\$0	\$0	\$140,000
Total Construction		-	\$0	\$350,000	\$0	\$0	\$0	\$0	\$0	\$350,000
Total Programmed		-	\$0	\$350,000	\$0	\$0	\$0	\$0	\$0	\$350,000

## Previously Approved Amendment 04-23-0008 - 25th Ave - Armitage Ave to Ill 64 (North Ave) - (Centracs Econ 100)

Signal Timing/Progression

<b>TIP Document:</b>	26-05 (Formal)
<b>Project Type:</b>	Road Signals & Signs
<b>Air Quality:</b>	-
<b>Open to Traffic Year:</b>	-
<b>Lead Agency:</b>	IDOT D1 Hwys
<b>Lead Contact:</b>	-
<b>Project Website:</b>	-
<b>County:</b>	Cook
<b>Municipality:</b>	Melrose Park
<b>Major CMAP Programs:</b>	-

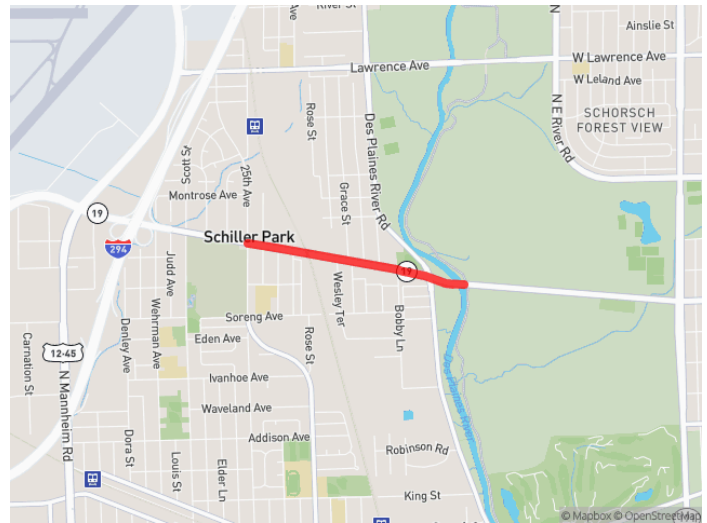
Phase	Fund Source	F. Section ID	Prior	FY2026	FY2027	FY2028	FY2029	FY2030	Future	Total
Construction	CMAQ	-	\$0	\$140,000	\$0	\$0	\$0	\$0	\$0	\$140,000
Construction	IL Funds	-	\$0	\$70,000	\$0	\$0	\$0	\$0	\$0	\$70,000
Construction	STP - State Prgmd Urban	-	\$0	\$140,000	\$0	\$0	\$0	\$0	\$0	\$140,000
Total Construction		-	\$0	\$350,000	\$0	\$0	\$0	\$0	\$0	\$350,000
Total Programmed		-	\$0	\$350,000	\$0	\$0	\$0	\$0	\$0	\$350,000

<b>Current Change Reason:</b>	Schedule / Funding / Scope- Update Phase(s) placed in Advance Construction status
<b>Project Changes:</b>	Plan Revision Name changed from "26-05 (Formal)" to "26-06.1 (Admin FHWA)"

## 04-26-0018 - Ill 19 Irving Park Rd - 25th Ave to Des Plaines River

Smart Overlay, ADA Improvements

<b>TIP Document:</b>	26-06.1 (Admin FHWA)
<b>Project Type:</b>	Road Maintenance
<b>Air Quality:</b>	Not Required
<b>Open to Traffic Year:</b>	2028
<b>Lead Agency:</b>	IDOT D1 Hwys
<b>Lead Contact:</b>	-
<b>Project Website:</b>	-
<b>County:</b>	Cook
<b>Municipality:</b>	Schiller Park
<b>Major CMAP Programs:</b>	-



Phase	Fund Source	F. Section ID	Prior	FY2026	FY2027	FY2028	FY2029	FY2030	Future	Total
Construction	IL Funds	-	\$0	\$640,000	\$0	\$0	\$0	\$0	\$0	\$640,000
Construction	NHPP	-	\$0	\$2,473,000	\$0	\$0	\$0	\$0	\$0	\$2,473,000
Total Construction		-	\$0	\$3,113,000	\$0	\$0	\$0	\$0	\$0	\$3,113,000
Total Programmed		-	\$0	\$3,113,000	\$0	\$0	\$0	\$0	\$0	\$3,113,000

## Previously Approved Amendment 04-26-0018 - Ill 19 Irving Park Rd - 25th Ave to Des Plaines River

Smart Overlay, ADA Improvements

<b>TIP Document:</b>	26-05 (Formal)
<b>Project Type:</b>	Road Maintenance
<b>Air Quality:</b>	-
<b>Open to Traffic Year:</b>	-
<b>Lead Agency:</b>	IDOT D1 Hwys
<b>Lead Contact:</b>	-
<b>Project Website:</b>	-
<b>County:</b>	Cook
<b>Municipality:</b>	Schiller Park
<b>Major CMAP Programs:</b>	-

Phase	Fund Source	F. Section ID	Prior	FY2026	FY2027	FY2028	FY2029	FY2030	Future	Total
Construction	IL Funds	-	\$0	\$640,000	\$0	\$0	\$0	\$0	\$0	\$640,000
Construction	NHPP	-	\$0	\$2,560,000	\$0	\$0	\$0	\$0	\$0	\$2,560,000
Total Construction		-	\$0	\$3,200,000	\$0	\$0	\$0	\$0	\$0	\$3,200,000
Total Programmed		-	\$0	\$3,200,000	\$0	\$0	\$0	\$0	\$0	\$3,200,000

<b>Current Change Reason:</b>	Schedule / Funding / Scope- Update Phase(s) placed in Advance Construction status
<b>Project Changes:</b>	Plan Revision Name changed from "26-05 (Formal)" to "26-06.1 (Admin FHWA)"

## 05-25-0013 - III 50 Cicero Ave - At Ogden Ave

Bridge Deck Overlay, Bridge Joint Replace/Repair

<b>TIP Document:</b>	26-06.1 (Admin FHWA)
<b>Project Type:</b>	Bridge Routine Maintenance
<b>Air Quality:</b>	Not Required
<b>Open to Traffic Year:</b>	2028
<b>Lead Agency:</b>	IDOT D1 Hwys
<b>Lead Contact:</b>	-
<b>Project Website:</b>	-
<b>County:</b>	Cook
<b>Municipality:</b>	Cicero
<b>Major CMAP Programs:</b>	-

Phase	Fund Source	F. Section ID	Prior	FY2026	FY2027	FY2028	FY2029	FY2030	Future	Total
Construction	IL Funds	-	\$0	\$470,000	\$0	\$0	\$0	\$0	\$0	\$470,000
Construction	NHPP	-	\$0	\$1,880,000	\$0	\$0	\$0	\$0	\$0	\$1,880,000
Total Construction		-	\$0	\$2,350,000	\$0	\$0	\$0	\$0	\$0	\$2,350,000
Total Programmed		-	\$0	\$2,350,000	\$0	\$0	\$0	\$0	\$0	\$2,350,000

## Previously Approved Amendment 05-25-0013 - III 50 Cicero Ave - At Ogden Ave

Bridge Deck Overlay, Bridge Joint Replace/Repair

<b>TIP Document:</b>	26-05 (Formal)
<b>Project Type:</b>	Bridge Routine Maintenance
<b>Air Quality:</b>	-
<b>Open to Traffic Year:</b>	-
<b>Lead Agency:</b>	IDOT D1 Hwys
<b>Lead Contact:</b>	-
<b>Project Website:</b>	-
<b>County:</b>	Cook
<b>Municipality:</b>	Cicero
<b>Major CMAP Programs:</b>	-

Phase	Fund Source	F. Section ID	Prior	FY2026	FY2027	FY2028	FY2029	FY2030	Future	Total
Construction	IL Funds	-	\$0	\$400,000	\$0	\$0	\$0	\$0	\$0	\$400,000
Construction	NHPP	-	\$0	\$1,600,000	\$0	\$0	\$0	\$0	\$0	\$1,600,000
Total Construction		-	\$0	\$2,000,000	\$0	\$0	\$0	\$0	\$0	\$2,000,000
Total Programmed		-	\$0	\$2,000,000	\$0	\$0	\$0	\$0	\$0	\$2,000,000

<b>Current Change Reason:</b>	Schedule / Funding / Scope- Update Cost change due to availability of 30% design - Phase(s) placed in Advance Construction status
<b>Project Changes:</b>	Plan Revision Name changed from "26-05 (Formal)" to "26-06.1 (Admin FHWA)"

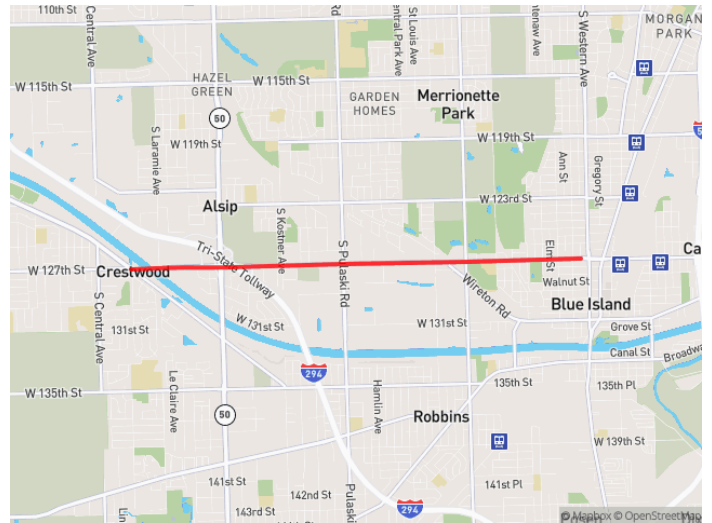


Phase	Fund Source	F. Section ID	Prior	FY2026	FY2027	FY2028	FY2029	FY2030	Future	Total
Total Programmed		-	\$234,000	\$4,178,800	\$0	\$0	\$0	\$0	\$0	\$4,412,800
<b>Current Change Reason:</b>	Schedule / Funding / Scope- Update Phase(s) converted from Advance Construction status - Post-award/obligation cost adjustments									
<b>Project Changes:</b>	Plan Revision Name changed from "26-01.1 (Admin FHWA)" to "26-06.1 (Admin FHWA)"									

## 06-23-0020 - III 38 (127th St) - Cal Sag Channel to Artesian Ave

Crack & Joint Sealing

<b>TIP Document:</b>	26-06.1 (Admin FHWA)
<b>Project Type:</b>	Road Maintenance
<b>Air Quality:</b>	Not Required
<b>Open to Traffic Year:</b>	2029
<b>Lead Agency:</b>	IDOT D1 Hwys
<b>Lead Contact:</b>	-
<b>Project Website:</b>	-
<b>County:</b>	Cook
<b>Municipality:</b>	Alsip, Blue Island
<b>Major CMAP Programs:</b>	-



Phase	Fund Source	F. Section ID	Prior	FY2026	FY2027	FY2028	FY2029	FY2030	Future	Total
Construction	IL Funds	-	\$0	\$302,000	\$0	\$0	\$0	\$0	\$0	\$302,000
Construction	NHPP	-	\$0	\$1,198,000	\$0	\$0	\$0	\$0	\$0	\$1,198,000
Total Construction		-	\$0	\$1,500,000	\$0	\$0	\$0	\$0	\$0	\$1,500,000
Total Programmed		-	\$0	\$1,500,000	\$0	\$0	\$0	\$0	\$0	\$1,500,000

## Previously Approved Amendment 06-23-0020 - III 38 (127th St) - Cal Sag Channel to Artesian Ave

Crack & Joint Sealing

<b>TIP Document:</b>	26-05 (Formal)
<b>Project Type:</b>	Road Maintenance
<b>Air Quality:</b>	-
<b>Open to Traffic Year:</b>	-
<b>Lead Agency:</b>	IDOT D1 Hwys
<b>Lead Contact:</b>	-
<b>Project Website:</b>	-
<b>County:</b>	Cook
<b>Municipality:</b>	Alsip, Blue Island
<b>Major CMAP Programs:</b>	-

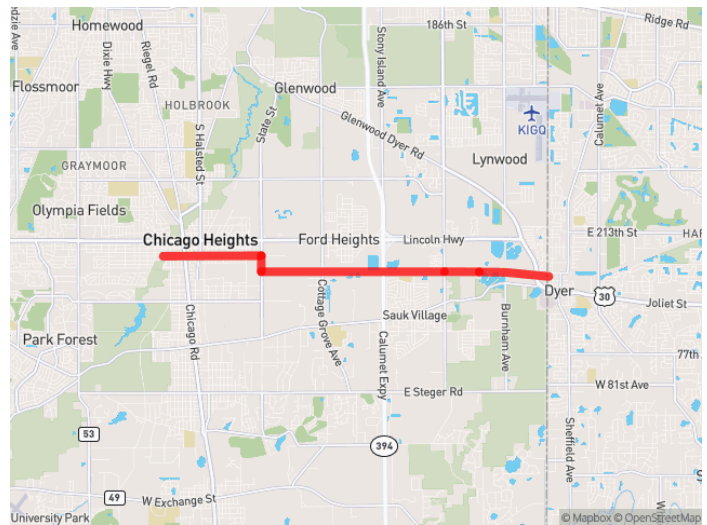
Phase	Fund Source	F. Section ID	Prior	FY2026	FY2027	FY2028	FY2029	FY2030	Future	Total
Construction	IL Funds	-	\$0	\$302,000	\$0	\$0	\$0	\$0	\$0	\$302,000
Construction	NHPP	-	\$0	\$1,198,000	\$0	\$0	\$0	\$0	\$0	\$1,198,000
Total Construction		-	\$0	\$1,500,000	\$0	\$0	\$0	\$0	\$0	\$1,500,000
Total Programmed		-	\$0	\$1,500,000	\$0	\$0	\$0	\$0	\$0	\$1,500,000

<b>Current Change Reason:</b>	Schedule / Funding / Scope- Update Phase(s) placed in Advance Construction status
<b>Project Changes:</b>	Plan Revision Name changed from "26-05 (Formal)" to "26-06.1 (Admin FHWA)"

## 07-23-0006 - Old Plank Road Trail Extension

Extension of the Old Plank Road Trail to fill the gap between the existing terminus of Old Plank River Trail at the Thorn Creek Trail in Chicago Heights, Illinois to a logical terminus just west of the state line. The project will include a mixture of on-street and trail alignment through the Villages of Ford Heights, Sauk Village, and Lynwood based on final recommendations from the Old Plank Road Trail Extension Feasibility Study. This project is for the Illinois portion of the planned improvement only.

<b>TIP Document:</b>	26-06.1 (Admin FHWA)
<b>Project Type:</b>	Bicycle & Pedestrian
<b>Air Quality:</b>	-
<b>Open to Traffic Year:</b>	2032
<b>Lead Agency:</b>	Cook Co DOTD
<b>Lead Contact:</b>	-
<b>Project Website:</b>	-
<b>County:</b>	Cook
<b>Municipality:</b>	Chicago Heights, Ford Heights, Lynwood, Sauk Village
<b>Major CMAP Programs:</b>	TAP - Local



Phase	Fund Source	F. Section ID	Prior	FY2026	FY2027	FY2028	FY2029	FY2030	Future	Total
Engineering I	MFT - State Allocation	-	\$0	\$2,028,605	\$0	\$0	\$0	\$0	\$0	\$2,028,605
Engineering I	TAP - Locally Prgmd	-	\$0	\$600,000	\$0	\$0	\$0	\$0	\$0	\$600,000
Engineering I	Trans Credit - Local/State Hwy	-	\$0	\$120,000	\$0	\$0	\$0	\$0	\$0	\$120,000
Total Engineering I		-	\$0	\$2,628,605	\$0	\$0	\$0	\$0	\$0	\$2,628,605
Engineering II	TBD	-	\$0	\$0	\$881,000	\$0	\$0	\$0	\$0	\$881,000
Total Engineering II		-	\$0	\$0	\$881,000	\$0	\$0	\$0	\$0	\$881,000
Construction	TBD	-	\$0	\$0	\$0	\$0	\$0	\$0	\$7,050,000	\$7,050,000
Total Construction		-	\$0	\$0	\$0	\$0	\$0	\$0	\$7,050,000	\$7,050,000
Construction Engineering	TBD	-	\$0	\$0	\$0	\$0	\$0	\$0	\$1,098,000	\$1,098,000
Total Construction Engineering		-	\$0	\$0	\$0	\$0	\$0	\$0	\$1,098,000	\$1,098,000
Total Future Costs		-	\$0	\$0	\$0	\$0	\$0	\$0	\$8,148,000	\$8,148,000
Total Toll Credit		-	\$0	\$120,000	\$0	\$0	\$0	\$0	\$0	\$120,000
Total Programmed		-	\$0	\$2,628,605	\$881,000	\$0	\$0	\$0	\$8,148,000	\$11,657,605

## Previously Approved Amendment 07-23-0006 - Old Plank Road Trail Extension

Extension of the Old Plank Road Trail to fill the gap between the existing terminus of Old Plank River Trail at the Thorn Creek Trail in Chicago Heights, Illinois to a logical terminus just west of the state line. The project will include a mixture of on-street and trail alignment through the Villages of Ford Heights, Sauk Village, and Lynwood based on final recommendations from the Old Plank Road Trail Extension Feasibility Study. This project is for the Illinois portion of the planned improvement only.

<b>TIP Document:</b>	26-00 (Adoption)
<b>Project Type:</b>	Bicycle & Pedestrian
<b>Air Quality:</b>	-
<b>Open to Traffic Year:</b>	-
<b>Lead Agency:</b>	Cook Co DOTD
<b>Lead Contact:</b>	-
<b>Project Website:</b>	-
<b>County:</b>	Cook
<b>Municipality:</b>	Chicago Heights, Ford Heights, Lynwood, Sauk Village

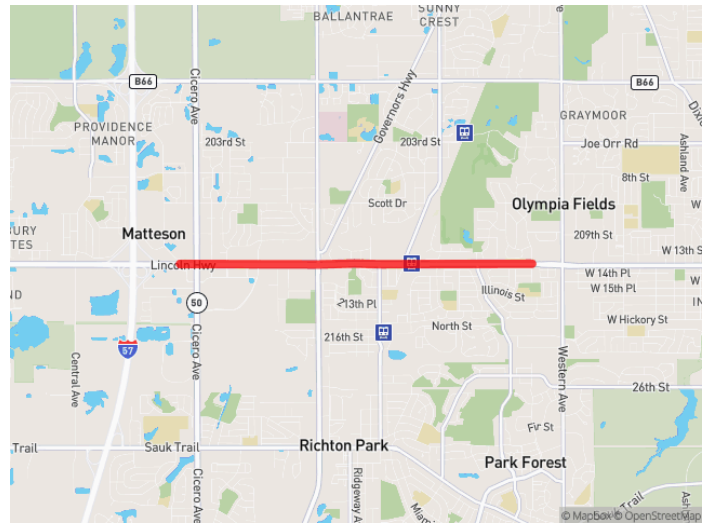
Major CMAP Programs: -

Phase	Fund Source	F. Section ID	Prior	FY2026	FY2027	FY2028	FY2029	FY2030	Future	Total
Engineering I	TAP - Locally Prgmd	-	\$0	\$600,000	\$0	\$0	\$0	\$0	\$0	\$600,000
Engineering I	Trans Credit - Local/State Hwy	-	\$0	\$120,000	\$0	\$0	\$0	\$0	\$0	\$120,000
Total Engineering I		-	\$0	\$600,000	\$0	\$0	\$0	\$0	\$0	\$600,000
Engineering II	TBD	-	\$0	\$0	\$881,000	\$0	\$0	\$0	\$0	\$881,000
Total Engineering II		-	\$0	\$0	\$881,000	\$0	\$0	\$0	\$0	\$881,000
Construction	TBD	-	\$0	\$0	\$0	\$0	\$0	\$0	\$7,050,000	\$7,050,000
Total Construction		-	\$0	\$0	\$0	\$0	\$0	\$0	\$7,050,000	\$7,050,000
Construction Engineering	TBD	-	\$0	\$0	\$0	\$0	\$0	\$0	\$1,098,000	\$1,098,000
Total Construction Engineering		-	\$0	\$0	\$0	\$0	\$0	\$0	\$1,098,000	\$1,098,000
Total Future Costs		-	\$0	\$0	\$0	\$0	\$0	\$0	\$8,148,000	\$8,148,000
Total Toll Credit		-	\$0	\$120,000	\$0	\$0	\$0	\$0	\$0	\$120,000
Total Programmed		-	\$0	\$600,000	\$881,000	\$0	\$0	\$0	\$8,148,000	\$9,629,000
<b>Current Change Reason:</b>	Schedule / Funding / Scope- Update Cost change due to updated agreements									
<b>Project Changes:</b>	Plan Revision Name changed from "26-00 (Adoption)" to "26-06.1 (Admin FHWA)"									

## 07-23-0022 - US 30 211th St - Matteson Ave to Brookwood Dr

Signal Timing/Progression

<b>TIP Document:</b>	26-06.1 (Admin FHWA)
<b>Project Type:</b>	Road Signals & Signs
<b>Air Quality:</b>	-
<b>Open to Traffic Year:</b>	2029
<b>Lead Agency:</b>	IDOT D1 Hwys
<b>Lead Contact:</b>	-
<b>Project Website:</b>	-
<b>County:</b>	Cook
<b>Municipality:</b>	Matteson, Olympia Fields
<b>Major CMAP Programs:</b>	CMAQ



Phase	Fund Source	F. Section ID	Prior	FY2026	FY2027	FY2028	FY2029	FY2030	Future	Total
Construction	CMAQ	-	\$0	\$148,000	\$0	\$0	\$0	\$0	\$0	\$148,000
Construction	IL Funds	-	\$0	\$74,000	\$0	\$0	\$0	\$0	\$0	\$74,000
Construction	NHPP	-	\$0	\$148,000	\$0	\$0	\$0	\$0	\$0	\$148,000
Total Construction		-	\$0	\$370,000	\$0	\$0	\$0	\$0	\$0	\$370,000
Total Programmed		-	\$0	\$370,000	\$0	\$0	\$0	\$0	\$0	\$370,000

## Previously Approved Amendment 07-23-0022 - US 30 211th St - Matteson Ave to Brookwood Dr

Signal Timing/Progression

<b>TIP Document:</b>	26-05 (Formal)
<b>Project Type:</b>	Road Signals & Signs
<b>Air Quality:</b>	-
<b>Open to Traffic Year:</b>	-
<b>Lead Agency:</b>	IDOT D1 Hwys
<b>Lead Contact:</b>	-
<b>Project Website:</b>	-
<b>County:</b>	Cook
<b>Municipality:</b>	Matteson, Olympia Fields
<b>Major CMAP Programs:</b>	-

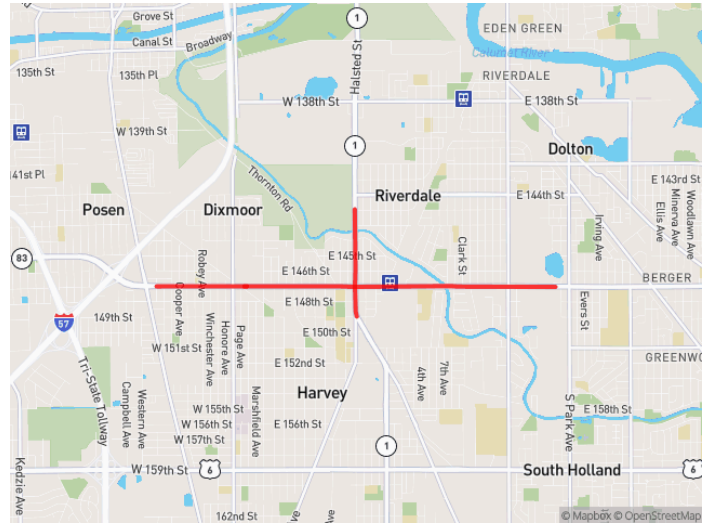
Phase	Fund Source	F. Section ID	Prior	FY2026	FY2027	FY2028	FY2029	FY2030	Future	Total
Construction	CMAQ	-	\$0	\$148,000	\$0	\$0	\$0	\$0	\$0	\$148,000
Construction	IL Funds	-	\$0	\$74,000	\$0	\$0	\$0	\$0	\$0	\$74,000
Construction	NHPP	-	\$0	\$148,000	\$0	\$0	\$0	\$0	\$0	\$148,000
Total Construction		-	\$0	\$370,000	\$0	\$0	\$0	\$0	\$0	\$370,000
Total Programmed		-	\$0	\$370,000	\$0	\$0	\$0	\$0	\$0	\$370,000

<b>Current Change Reason:</b>	Schedule / Funding / Scope- Update Phase(s) placed in Advance Construction status
<b>Project Changes:</b>	Plan Revision Name changed from "26-05 (Formal)" to "26-06.1 (Admin FHWA)"

## 07-23-0031 - Ill 83 Sibley Blvd - UP RR (W of Chicago Rd) to Ill 83 (Torrence Ave) & 1) Ill 83 (Sibley Blvd) - Oakley Ave to UP RR (W of Chicago Rd), 2) Ill 1 (Halsted St) - 145th St to 149th St

Smart Overlay, Traff Signal Modernization, ADA Improvements, Bridge Joint Replace/Repair, Bridge Deck Overlay

<b>TIP Document:</b>	26-06.1 (Admin FHWA)
<b>Project Type:</b>	Road Maintenance
<b>Air Quality:</b>	Not Required
<b>Open to Traffic Year:</b>	2031
<b>Lead Agency:</b>	IDOT D1 Hwys
<b>Lead Contact:</b>	-
<b>Project Website:</b>	-
<b>County:</b>	Cook
<b>Municipality:</b>	Calumet City, Dixmoor, Dolton, Harvey
<b>Major CMAP Programs:</b>	-



Phase	Fund Source	F. Section ID	Prior	FY2026	FY2027	FY2028	FY2029	FY2030	Future	Total
Construction	IL Funds	-	\$0	\$3,650,000	\$0	\$0	\$0	\$0	\$0	\$3,650,000
Construction	NHPP	-	\$0	\$12,250,000	\$0	\$0	\$0	\$0	\$0	\$12,250,000
Construction	STP - State Prgmd Urban	-	\$0	\$2,350,000	\$0	\$0	\$0	\$0	\$0	\$2,350,000
Total Construction			\$0	\$18,250,000	\$0	\$0	\$0	\$0	\$0	\$18,250,000
Construction Engineering	IL Funds	-	\$0	\$0	\$736,000	\$0	\$0	\$0	\$0	\$736,000
Construction Engineering	STP - State Prgmd Urban	-	\$0	\$0	\$2,944,000	\$0	\$0	\$0	\$0	\$2,944,000
Total Construction Engineering			\$0	\$0	\$3,680,000	\$0	\$0	\$0	\$0	\$3,680,000
Total Programmed			\$0	\$18,250,000	\$3,680,000	\$0	\$0	\$0	\$0	\$21,930,000

## Previously Approved Amendment 07-23-0031 - Ill 83 Sibley Blvd - UP RR (W of Chicago Rd) to Ill 83 (Torrence Ave) & 1) Ill 83 (Sibley Blvd) - Oakley Ave to UP RR (W of Chicago Rd), 2) Ill 1 (Halsted St) - 145th St to 149th St

Smart Overlay, Traff Signal Modernization, ADA Improvements, Bridge Joint Replace/Repair, Bridge Deck Overlay

<b>TIP Document:</b>	26-05 (Formal)
<b>Project Type:</b>	Road Maintenance
<b>Air Quality:</b>	-
<b>Open to Traffic Year:</b>	-
<b>Lead Agency:</b>	IDOT D1 Hwys
<b>Lead Contact:</b>	-
<b>Project Website:</b>	-
<b>County:</b>	Cook
<b>Municipality:</b>	Calumet City, Dixmoor, Dolton, Harvey
<b>Major CMAP Programs:</b>	-

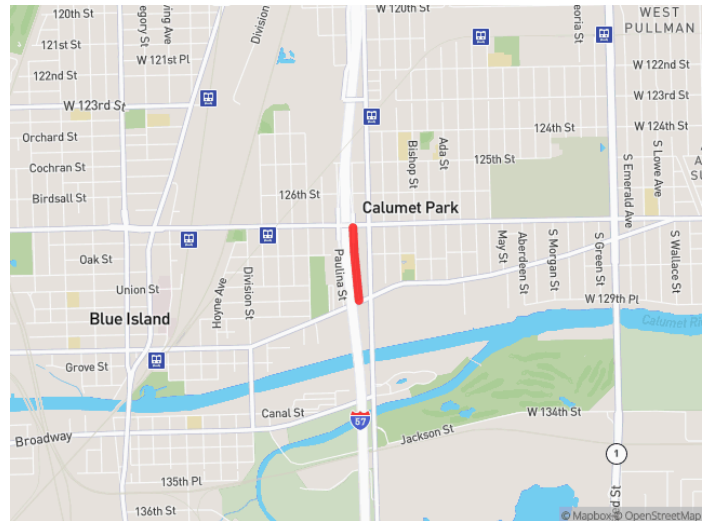
Phase	Fund Source	F. Section ID	Prior	FY2026	FY2027	FY2028	FY2029	FY2030	Future	Total
Construction	IL Funds	-	\$0	\$0	\$2,450,000	\$2,450,000	\$0	\$0	\$0	\$4,900,000
Construction	NHPP	-	\$0	\$0	\$7,450,000	\$9,800,000	\$0	\$0	\$0	\$17,250,000
Construction	STP - State Prgmd Urban	-	\$0	\$0	\$2,350,000	\$0	\$0	\$0	\$0	\$2,350,000
Total Construction			\$0	\$0	\$12,250,000	\$12,250,000	\$0	\$0	\$0	\$24,500,000
Construction Engineering	IL Funds	-	\$0	\$0	\$368,000	\$368,000	\$0	\$0	\$0	\$736,000

Phase	Fund Source	F. Section ID	Prior	FY2026	FY2027	FY2028	FY2029	FY2030	Future	Total
Construction Engineering	STP - State Prgmd Urban	-	\$0	\$0	\$1,472,000	\$1,472,000	\$0	\$0	\$0	\$2,944,000
Total Construction Engineering		-	\$0	\$0	\$1,840,000	\$1,840,000	\$0	\$0	\$0	\$3,680,000
Total Programmed		-	\$0	\$0	\$14,090,000	\$14,090,000	\$0	\$0	\$0	\$28,180,000
<b>Current Change Reason:</b>		Schedule / Funding / Scope- Update Project phase(s) moved to an earlier year(s) - Cost change due to change in design requirements								
<b>Project Changes:</b>		Plan Revision Name changed from "26-05 (Formal)" to "26-06.1 (Admin FHWA)"								
<b>Target Federal Authorizations and Construction Letting Changes:</b>										
<b>Target Federal Authorizations and Construction Letting Changes:</b>		Year has changed from 2027 to 2026								

## 07-26-0041 - Marshfield Ave - 127th St to Vermont Ave (I-57 Frontage Rd)

Standard Overlay, Drainage

<b>TIP Document:</b>	26-06.1 (Admin FHWA)
<b>Project Type:</b>	Road Maintenance
<b>Air Quality:</b>	Not Required
<b>Open to Traffic Year:</b>	2030
<b>Lead Agency:</b>	IDOT D1 Hwys
<b>Lead Contact:</b>	-
<b>Project Website:</b>	-
<b>County:</b>	Cook
<b>Municipality:</b>	Calumet Park
<b>Major CMAP Programs:</b>	-



Phase	Fund Source	F. Section ID	Prior	FY2026	FY2027	FY2028	FY2029	FY2030	Future	Total
Construction	IL Funds	-	\$0	\$540,000	\$0	\$0	\$0	\$0	\$0	\$540,000
Total Construction		-	\$0	\$540,000	\$0	\$0	\$0	\$0	\$0	\$540,000
Total Programmed		-	\$0	\$540,000	\$0	\$0	\$0	\$0	\$0	\$540,000

## Previously Approved Amendment 07-26-0041 - Marshfield Ave - 127th St to Vermont Ave (I-57 Frontage Rd)

Standard Overlay, Drainage

<b>TIP Document:</b>	26-04.1 (Admin FHWA)
<b>Project Type:</b>	Road Maintenance
<b>Air Quality:</b>	-
<b>Open to Traffic Year:</b>	-
<b>Lead Agency:</b>	IDOT D1 Hwys
<b>Lead Contact:</b>	-
<b>Project Website:</b>	-
<b>County:</b>	Cook
<b>Municipality:</b>	Calumet Park
<b>Major CMAP Programs:</b>	-

Phase	Fund Source	F. Section ID	Prior	FY2026	FY2027	FY2028	FY2029	FY2030	Future	Total
Construction	IL Funds	-	\$0	\$0	\$0	\$300,000	\$0	\$0	\$0	\$300,000
Total Construction		-	\$0	\$0	\$0	\$300,000	\$0	\$0	\$0	\$300,000
Total Programmed		-	\$0	\$0	\$0	\$300,000	\$0	\$0	\$0	\$300,000

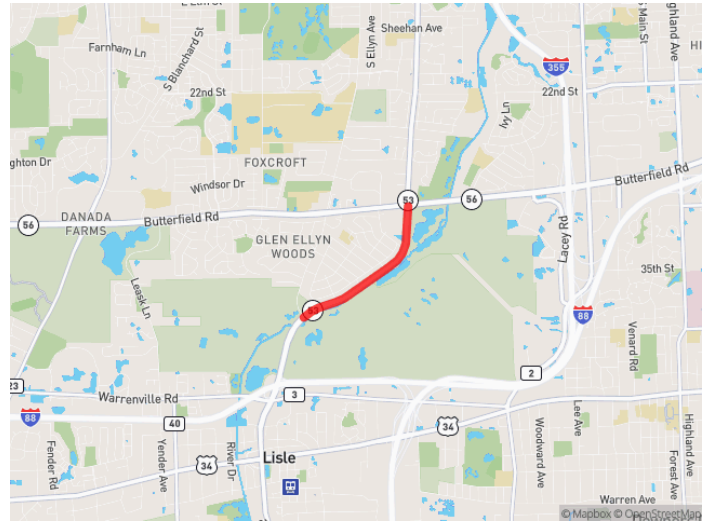
<b>Current Change Reason:</b>	Schedule / Funding / Scope- Update Cost change due to availability of 60% design - Project phase(s) moved to an earlier year(s) - Update target letting/authorization
<b>Project Changes:</b>	Plan Revision Name changed from "26-04.1 (Admin FHWA)" to "26-06.1 (Admin FHWA)"
<b>Target Federal Authorizations and Construction Letting Changes:</b>	
<b>Target Federal Authorizations and Construction Letting Changes:</b>	MTH/QTR has changed from Q3 to JUL



## 08-00-0009 - IL 53 from S of IL 56 Butterfield Rd to Park Blvd - RCP 13130

Add lanes, Reconstruction, reconstruct intersection, building demolition

<b>TIP Document:</b>	26-06.1 (Admin FHWA)
<b>Project Type:</b>	Road Expansion
<b>Air Quality:</b>	Conformed
<b>Open to Traffic Year:</b>	2029
<b>Lead Agency:</b>	IDOT D1 Hwys
<b>Lead Contact:</b>	-
<b>Project Website:</b>	<a href="http://www.idot.illinois.gov/projects/il53-at-il56">http://www.idot.illinois.gov/projects/il53-at-il56</a>
<b>County:</b>	DuPage
<b>Municipality:</b>	Downers Grove
<b>Major CMAP Programs:</b>	Regional Capital Project (2026 RTP), STP - Shared



Phase	Fund Source	F. Section ID	Prior	FY2026	FY2027	FY2028	FY2029	FY2030	Future	Total
Engineering II	IL Funds	Established	\$1,911,000	\$460,200	\$0	\$0	\$0	\$0	\$3,400,000	\$5,771,200
Engineering II	STP - Shared Fund	-	\$0	\$1,840,800	\$0	\$0	\$0	\$0	\$0	\$1,840,800
Total Engineering II	-	-	\$1,911,000	\$2,301,000	\$0	\$0	\$0	\$0	\$3,400,000	\$7,612,000
Right of Way	IL Funds	N/A, Established, STP Shared Fund secured by DuPage County DOT (obligation deadlines: E2 - 9/30/26 R: 9/30/27)	\$2,084,000	\$0	\$4,000,000	\$0	\$0	\$0	\$0	\$6,084,000
Right of Way	STP - Shared Fund	STP Shared Fund secured by DuPage County DOT (obligation deadlines: E2 - 9/30/26 R: 9/30/27)	\$0	\$0	\$2,035,200	\$0	\$0	\$0	\$0	\$2,035,200
Total Right of Way	-	-	\$2,084,000	\$0	\$6,035,200	\$0	\$0	\$0	\$0	\$8,119,200
Construction	IL Funds	N/A, Demolition - Awarded	\$383,000	\$0	\$0	\$0	\$0	\$0	\$5,724,000	\$6,107,000
Construction	Local Funds	N/A	\$0	\$0	\$0	\$0	\$0	\$0	\$379,000	\$379,000
Construction	NHPP	N/A	\$0	\$0	\$0	\$0	\$0	\$0	\$22,897,000	\$22,897,000
Total Construction	-	-	\$383,000	\$0	\$0	\$0	\$0	\$0	\$29,900,000	\$29,383,000
Construction Engineering	IL Funds	N/A	\$0	\$0	\$0	\$0	\$0	\$0	\$1,160,000	\$1,160,000
Construction Engineering	NHPP	N/A	\$0	\$0	\$0	\$0	\$0	\$0	\$4,640,000	\$4,640,000
Total Construction Engineering	-	-	\$0	\$0	\$0	\$0	\$0	\$0	\$5,800,000	\$5,800,000
Total Prior Costs	-	-	\$4,378,000	\$0	\$0	\$0	\$0	\$0	\$0	\$4,378,000
Total Future Costs	-	-	\$0	\$0	\$0	\$0	\$0	\$0	\$38,200,000	\$38,200,000
Total Programmed	-	-	\$4,378,000	\$2,301,000	\$6,035,200	\$0	\$0	\$0	\$38,200,000	\$50,914,200

## Previously Approved Amendment 08-00-0009 - IL 53 from S of IL 56 Butterfield Rd to Park Blvd - RCP 13130

Add lanes, Reconstruction, reconstruct intersection, building demolition

<b>TIP Document:</b>	2026 RTP (All RCPs) and FFY 27-32 TIP (Conformity Determination)
<b>Project Type:</b>	Road Expansion
<b>Air Quality:</b>	-
<b>Open to Traffic Year:</b>	-
<b>Lead Agency:</b>	IDOT D1 Hwys
<b>Lead Contact:</b>	-

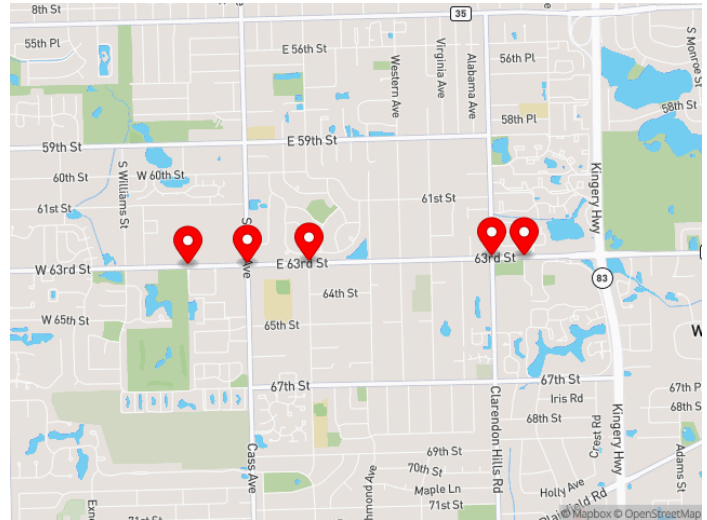
<b>Project Website:</b>	http://www.idot.illinois.gov/projects/il53-at-il56
<b>County:</b>	DuPage
<b>Municipality:</b>	Downers Grove
<b>Major CMAP Programs:</b>	-

Phase	Fund Source	F. Section ID	Prior	FY2027	FY2028	FY2029	FY2030	FY2031	Future	Total
Engineering II	IL Funds	Established, STP-SF PLANNED USE OF REDISTRIBUTION	\$2,371,200	\$0	\$0	\$0	\$0	\$0	\$3,400,000	\$5,771,200
Engineering II	STP - Regional Redistribution	STP-SF PLANNED USE OF REDISTRIBUTION	\$1,840,800	\$0	\$0	\$0	\$0	\$0	\$0	\$1,840,800
Total Engineering II		-	\$4,212,000	\$0	\$0	\$0	\$0	\$0	\$3,400,000	\$7,612,000
Right of Way	IL Funds	N/A, Established, STP Shared Fund secured by DuPage County DOT (obligation deadlines: E2 - 9/30/26 R: 9/30/27)	\$2,084,000	\$4,000,000	\$0	\$0	\$0	\$0	\$0	\$6,084,000
Right of Way	STP - Shared Fund	STP Shared Fund secured by DuPage County DOT (obligation deadlines: E2 - 9/30/26 R: 9/30/27)	\$0	\$2,035,200	\$0	\$0	\$0	\$0	\$0	\$2,035,200
Total Right of Way		-	\$2,084,000	\$6,035,200	\$0	\$0	\$0	\$0	\$0	\$8,119,200
Construction	IL Funds	N/A, Demolition - Awarded	\$383,000	\$0	\$0	\$0	\$0	\$0	\$5,724,000	\$6,107,000
Construction	Local Funds	N/A	\$0	\$0	\$0	\$0	\$0	\$0	\$379,000	\$379,000
Construction	NHPP	N/A	\$0	\$0	\$0	\$0	\$0	\$0	\$22,897,000	\$22,897,000
Total Construction		-	\$383,000	\$0	\$0	\$0	\$0	\$0	\$29,000,000	\$29,383,000
Construction Engineering	IL Funds	N/A	\$0	\$0	\$0	\$0	\$0	\$0	\$1,160,000	\$1,160,000
Construction Engineering	NHPP	N/A	\$0	\$0	\$0	\$0	\$0	\$0	\$4,640,000	\$4,640,000
Total Construction Engineering		-	\$0	\$0	\$0	\$0	\$0	\$0	\$5,800,000	\$5,800,000
Total Prior Costs		-	\$6,679,000	\$0	\$0	\$0	\$0	\$0	\$0	\$6,679,000
Total Future Costs		-	\$0	\$0	\$0	\$0	\$0	\$0	\$38,200,000	\$38,200,000
Total Programmed		-	\$6,679,000	\$6,035,200	\$0	\$0	\$0	\$0	\$38,200,000	\$50,914,200
<b>Current Change Reason:</b>	Schedule / Funding / Scope- Update Add, delete, or change fund sources									
<b>Project Changes:</b>	Plan Revision Name changed from "2026 RTP (All RCPs) and FFY 27-32 TIP (Conformity Determination)" to "26-06.1 (Admin FHWA)"									

## 08-21-0022 - 63rd Street Flashing Yellow Arrow

Modernization of four traffic signals and modify one additional traffic signal to implement safety improvements including flashing yellow arrow left turn control, signal head per lane, and side street mast arms.

<b>TIP Document:</b>	26-06.1 (Admin FHWA)
<b>Project Type:</b>	Road Signals & Signs
<b>Air Quality:</b>	Not Required
<b>Open to Traffic Year:</b>	2026
<b>Lead Agency:</b>	DuPage Council
<b>Lead Contact:</b>	-
<b>Project Website:</b>	-
<b>County:</b>	DuPage
<b>Municipality:</b>	Unincorporated, Westmont, Willowbrook
<b>Major CMAP Programs:</b>	-



Phase	Fund Source	F. Section ID	Prior	FY2026	FY2027	FY2028	FY2029	FY2030	Future	Total
Construction	Hwy Safety Improve Pgm	-	\$0	\$1,330,000	\$0	\$0	\$0	\$0	\$0	\$1,330,000
Construction	Local Funds	-	\$0	\$1,470,000	\$0	\$0	\$0	\$0	\$0	\$1,470,000
Total Construction		-	\$0	\$2,800,000	\$0	\$0	\$0	\$0	\$0	\$2,800,000
Construction Engineering	Local Funds	-	\$0	\$375,000	\$0	\$0	\$0	\$0	\$0	\$375,000
Total Construction Engineering		-	\$0	\$375,000	\$0	\$0	\$0	\$0	\$0	\$375,000
Total Programmed		-	\$0	\$3,175,000	\$0	\$0	\$0	\$0	\$0	\$3,175,000

## Previously Approved Amendment 08-21-0022 - 63rd Street Flashing Yellow Arrow

Modernization of four traffic signals and modify one additional traffic signal to implement safety improvements including flashing yellow arrow left turn control, signal head per lane, and side street mast arms.

<b>TIP Document:</b>	26-04.1 (Admin FHWA)
<b>Project Type:</b>	Road Signals & Signs
<b>Air Quality:</b>	-
<b>Open to Traffic Year:</b>	-
<b>Lead Agency:</b>	DuPage Council
<b>Lead Contact:</b>	-
<b>Project Website:</b>	-
<b>County:</b>	DuPage
<b>Municipality:</b>	Unincorporated, Westmont, Willowbrook
<b>Major CMAP Programs:</b>	-

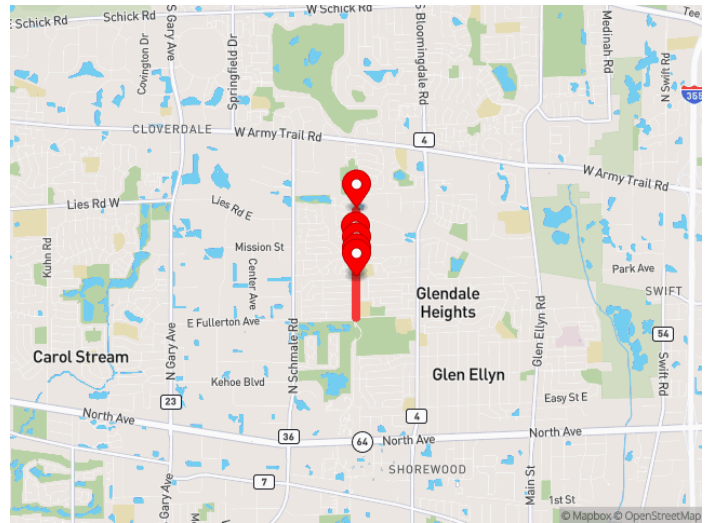
Phase	Fund Source	F. Section ID	Prior	FY2026	FY2027	FY2028	FY2029	FY2030	Future	Total
Construction	Hwy Safety Improve Pgm	-	\$0	\$1,330,000	\$0	\$0	\$0	\$0	\$0	\$1,330,000
Construction	Local Funds	-	\$0	\$1,470,000	\$0	\$0	\$0	\$0	\$0	\$1,470,000
Total Construction		-	\$0	\$2,800,000	\$0	\$0	\$0	\$0	\$0	\$2,800,000
Construction Engineering	Local Funds	-	\$0	\$375,000	\$0	\$0	\$0	\$0	\$0	\$375,000
Total Construction Engineering		-	\$0	\$375,000	\$0	\$0	\$0	\$0	\$0	\$375,000
Total Programmed		-	\$0	\$3,175,000	\$0	\$0	\$0	\$0	\$0	\$3,175,000

Current Change Reason:	Schedule / Funding / Scope- Update Update target letting/authorization - Clarification of location with no physical change
Project Changes:	Plan Revision Name changed from "26-04.1 (Admin FHWA)" to "26-06.1 (Admin FHWA)"
Target Federal Authorizations and Construction Letting Changes:	
Target Federal Authorizations and Construction Letting Changes:	MTH/QTR has changed from JUN to JUL

## 08-22-0014 - President Street Rehabilitation between Mill Pond Drive and Fullerton Avenue

Roadway reconstruction and resurfacing, ADA improvements, high visibility crosswalks, spot curb and gutter removal and replacement, and striping.

<b>TIP Document:</b>	26-06.1 (Admin FHWA)
<b>Project Type:</b>	Road Modernization
<b>Air Quality:</b>	Not Required
<b>Open to Traffic Year:</b>	2027
<b>Lead Agency:</b>	DuPage Council
<b>Lead Contact:</b>	-
<b>Project Website:</b>	-
<b>County:</b>	DuPage
<b>Municipality:</b>	Glendale Heights
<b>Major CMAP Programs:</b>	STP - Local



Phase	Fund Source	F. Section ID	Prior	FY2026	FY2027	FY2028	FY2029	FY2030	Future	Total
Engineering II	Local Funds	-	\$147,612	\$0	\$0	\$0	\$0	\$0	\$0	\$147,612
Total Engineering II		-	\$147,612	\$0	\$0	\$0	\$0	\$0	\$0	\$147,612
Construction	Local Funds	-	\$0	\$590,449	\$0	\$0	\$0	\$0	\$0	\$590,449
Construction	STP - Locally Prgmd	-	\$0	\$885,673	\$0	\$0	\$0	\$0	\$0	\$885,673
Total Construction		-	\$0	\$1,476,122	\$0	\$0	\$0	\$0	\$0	\$1,476,122
Construction Engineering	Local Funds	-	\$0	\$147,612	\$0	\$0	\$0	\$0	\$0	\$147,612
Total Construction Engineering		-	\$0	\$147,612	\$0	\$0	\$0	\$0	\$0	\$147,612
Total Prior Costs		-	\$147,612	\$0	\$0	\$0	\$0	\$0	\$0	\$147,612
Total Programmed		-	\$147,612	\$1,623,734	\$0	\$0	\$0	\$0	\$0	\$1,771,346

## Previously Approved Amendment 08-22-0014 - President Street Rehabilitation between Mill Pond Drive and Fullerton Avenue

Roadway reconstruction and resurfacing, ADA improvements, high visibility crosswalks, spot curb and gutter removal and replacement, and striping.

<b>TIP Document:</b>	26-00 (Adoption)
<b>Project Type:</b>	Road Modernization
<b>Air Quality:</b>	-
<b>Open to Traffic Year:</b>	-
<b>Lead Agency:</b>	DuPage Council
<b>Lead Contact:</b>	-
<b>Project Website:</b>	-
<b>County:</b>	DuPage
<b>Municipality:</b>	Glendale Heights
<b>Major CMAP Programs:</b>	-

Phase	Fund Source	F. Section ID	Prior	FY2026	FY2027	FY2028	FY2029	FY2030	Future	Total
Engineering II	Local Funds	-	\$147,612	\$0	\$0	\$0	\$0	\$0	\$0	\$147,612
Total Engineering II		-	\$147,612	\$0	\$0	\$0	\$0	\$0	\$0	\$147,612
Construction	Local Funds	-	\$0	\$590,449	\$0	\$0	\$0	\$0	\$0	\$590,449
Construction	STP - Locally Prgmd	-	\$0	\$885,673	\$0	\$0	\$0	\$0	\$0	\$885,673
Total Construction		-	\$0	\$1,476,122	\$0	\$0	\$0	\$0	\$0	\$1,476,122
Construction Engineering	Local Funds	-	\$0	\$147,612	\$0	\$0	\$0	\$0	\$0	\$147,612

Phase	Fund Source	F. Section ID	Prior	FY2026	FY2027	FY2028	FY2029	FY2030	Future	Total
Total Construction Engineering		-	\$0	\$147,612	\$0	\$0	\$0	\$0	\$0	\$147,612
Total Prior Costs		-	\$147,612	\$0	\$0	\$0	\$0	\$0	\$0	\$147,612
Total Programmed		-	\$147,612	\$1,623,734	\$0	\$0	\$0	\$0	\$0	\$1,771,346

**Current Change Reason:** Schedule / Funding / Scope- Update Add or update project IDs

**Project Changes:** Plan Revision Name changed from "26-00 (Adoption)" to "26-06.1 (Admin FHWA)"

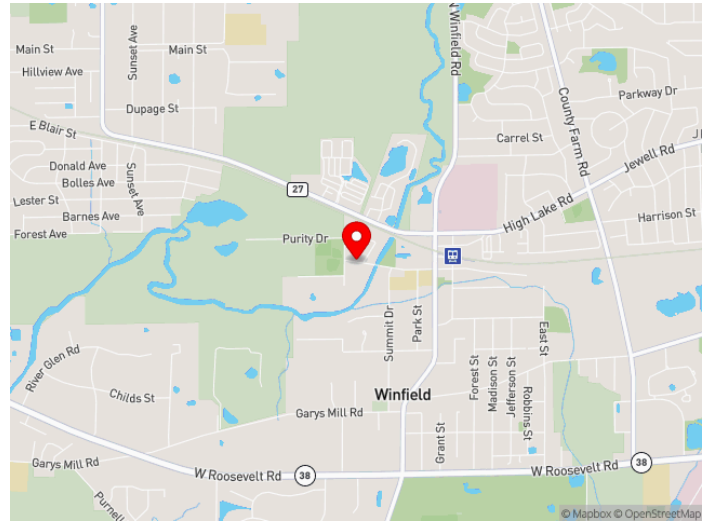


Phase	Fund Source	F. Section ID	Prior	FY2026	FY2027	FY2028	FY2029	FY2030	Future	Total
Total Engineering II		-	\$151,000	\$0	\$0	\$0	\$0	\$0	\$0	\$151,000
Construction	Local Funds	-	\$0	\$0	\$0	\$0	\$0	\$248,000	\$0	\$248,000
Construction	STP - Locally Prgmd	-	\$0	\$0	\$0	\$0	\$0	\$743,000	\$0	\$743,000
Total Construction		-	\$0	\$0	\$0	\$0	\$0	\$991,000	\$0	\$991,000
Construction Engineering	Local Funds	-	\$0	\$0	\$0	\$0	\$0	\$37,750	\$0	\$37,750
Construction Engineering	STP - Locally Prgmd	-	\$0	\$0	\$0	\$0	\$0	\$113,250	\$0	\$113,250
Total Construction Engineering		-	\$0	\$0	\$0	\$0	\$0	\$151,000	\$0	\$151,000
Total Prior Costs		-	\$257,000	\$0	\$0	\$0	\$0	\$0	\$0	\$257,000
Total Programmed		-	\$257,000	\$0	\$0	\$0	\$0	\$1,142,000	\$0	\$1,399,000
<b>Current Change Reason:</b>	Schedule / Funding / Scope- Update Add or update project IDs									
<b>Project Changes:</b>	Plan Revision Name changed from "26-05.1 (Admin FHWA)" to "26-06.1 (Admin FHWA)"									

## 08-22-0061 - Beecher Street Bridge Replacement

Replacement of the Beecher Street Bridge over the West Branch of the DuPage River

<b>TIP Document:</b>	26-06.1 (Admin FHWA)
<b>Project Type:</b>	Bridge Repair, Rehab, or Replace
<b>Air Quality:</b>	Not Required
<b>Open to Traffic Year:</b>	2027
<b>Lead Agency:</b>	DuPage Council
<b>Lead Contact:</b>	-
<b>Project Website:</b>	-
<b>County:</b>	DuPage
<b>Municipality:</b>	Winfield
<b>Major CMAP Programs:</b>	-



Phase	Fund Source	F. Section ID	Prior	FY2026	FY2027	FY2028	FY2029	FY2030	Future	Total
Engineering I	Bridge - Local Prgmd	-	\$0	\$260,000	\$0	\$0	\$0	\$0	\$0	\$260,000
Engineering I	Local Funds	-	\$65,000	\$0	\$0	\$0	\$0	\$0	\$0	\$65,000
Total Engineering I		-	\$65,000	\$260,000	\$0	\$0	\$0	\$0	\$0	\$325,000
Engineering II	Bridge - Local Prgmd	-	\$0	\$104,000	\$0	\$0	\$0	\$0	\$0	\$104,000
Engineering II	Local Funds	-	\$0	\$26,000	\$0	\$0	\$0	\$0	\$0	\$26,000
Total Engineering II		-	\$0	\$130,000	\$0	\$0	\$0	\$0	\$0	\$130,000
Construction	Bridge - Local Prgmd	-	\$0	\$0	\$0	\$0	\$0	\$0	\$2,184,000	\$2,184,000
Construction	Local Funds	-	\$0	\$0	\$0	\$0	\$0	\$0	\$546,000	\$546,000
Total Construction		-	\$0	\$0	\$0	\$0	\$0	\$0	\$2,730,000	\$2,730,000
Construction Engineering	Bridge - Local Prgmd	-	\$0	\$0	\$0	\$0	\$0	\$0	\$252,000	\$252,000
Construction Engineering	Local Funds	-	\$0	\$0	\$0	\$0	\$0	\$0	\$63,000	\$63,000
Total Construction Engineering		-	\$0	\$0	\$0	\$0	\$0	\$0	\$315,000	\$315,000
Total Prior Costs		-	\$65,000	\$0	\$0	\$0	\$0	\$0	\$0	\$65,000
Total Future Costs		-	\$0	\$0	\$0	\$0	\$0	\$0	\$3,045,000	\$3,045,000
Total Programmed		-	\$65,000	\$390,000	\$0	\$0	\$0	\$0	\$3,045,000	\$3,500,000

## Previously Approved Amendment 08-22-0061 - Beecher Street Bridge Replacement

Replacement of the Beecher Street Bridge over the West Branch of the DuPage River

<b>TIP Document:</b>	26-00 (Adoption)
<b>Project Type:</b>	Bridge Repair, Rehab, or Replace
<b>Air Quality:</b>	-
<b>Open to Traffic Year:</b>	-
<b>Lead Agency:</b>	DuPage Council
<b>Lead Contact:</b>	-
<b>Project Website:</b>	-
<b>County:</b>	DuPage
<b>Municipality:</b>	Winfield
<b>Major CMAP Programs:</b>	-

Phase	Fund Source	F. Section ID	Prior	FY2026	FY2027	FY2028	FY2029	FY2030	Future	Total
Engineering I	Bridge - Local Prgmd	-	\$260,000	\$0	\$0	\$0	\$0	\$0	\$0	\$260,000
Engineering I	Local Funds	-	\$65,000	\$0	\$0	\$0	\$0	\$0	\$0	\$65,000
Total Engineering I		-	\$325,000	\$0	\$0	\$0	\$0	\$0	\$0	\$325,000
Engineering II	Bridge - Local Prgmd	-	\$0	\$104,000	\$0	\$0	\$0	\$0	\$0	\$104,000
Engineering II	Local Funds	-	\$0	\$26,000	\$0	\$0	\$0	\$0	\$0	\$26,000
Total Engineering II		-	\$0	\$130,000	\$0	\$0	\$0	\$0	\$0	\$130,000
Construction	Bridge - Local Prgmd	-	\$0	\$0	\$0	\$0	\$0	\$0	\$2,184,000	\$2,184,000
Construction	Local Funds	-	\$0	\$0	\$0	\$0	\$0	\$0	\$546,000	\$546,000
Total Construction		-	\$0	\$0	\$0	\$0	\$0	\$0	\$2,730,000	\$2,730,000
Construction Engineering	Bridge - Local Prgmd	-	\$0	\$0	\$0	\$0	\$0	\$0	\$252,000	\$252,000
Construction Engineering	Local Funds	-	\$0	\$0	\$0	\$0	\$0	\$0	\$63,000	\$63,000
Total Construction Engineering		-	\$0	\$0	\$0	\$0	\$0	\$0	\$315,000	\$315,000
Total Prior Costs		-	\$325,000	\$0	\$0	\$0	\$0	\$0	\$0	\$325,000
Total Future Costs		-	\$0	\$0	\$0	\$0	\$0	\$0	\$3,045,000	\$3,045,000
Total Programmed		-	\$325,000	\$130,000	\$0	\$0	\$0	\$0	\$3,045,000	\$3,500,000
<b>Current Change Reason:</b>	Schedule / Funding / Scope- Update Phase(s) converted from Advance Construction status									
<b>Project Changes:</b>	Plan Revision Name changed from "26-00 (Adoption)" to "26-06.1 (Admin FHWA)"									

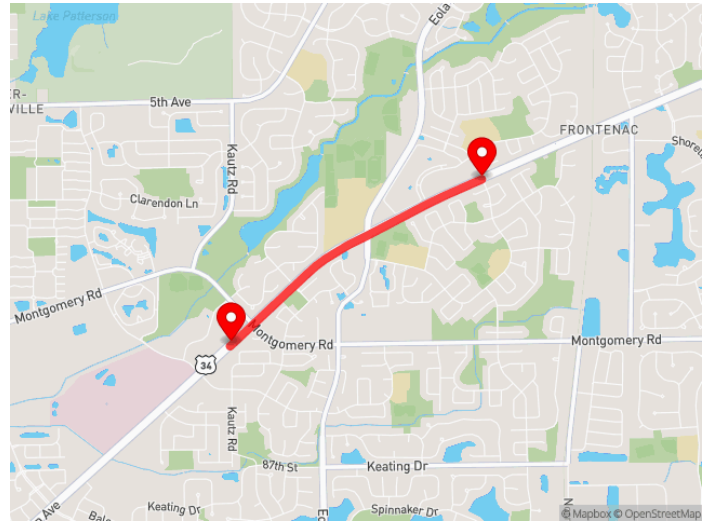


Phase	Fund Source	F. Section ID	Prior	FY2026	FY2027	FY2028	FY2029	FY2030	Future	Total
Construction	Hwy Safety Improve Pgm	-	\$0	\$1,035,000	\$0	\$0	\$0	\$0	\$0	\$1,035,000
Construction	Local Funds	-	\$0	\$115,000	\$0	\$0	\$0	\$0	\$0	\$115,000
Total Construction		-	\$0	\$1,150,000	\$0	\$0	\$0	\$0	\$0	\$1,150,000
Construction Engineering	Local Funds	-	\$0	\$172,500	\$0	\$0	\$0	\$0	\$0	\$172,500
Total Construction Engineering		-	\$0	\$172,500	\$0	\$0	\$0	\$0	\$0	\$172,500
Total Prior Costs		-	\$250,132	\$0	\$0	\$0	\$0	\$0	\$0	\$250,132
Total Programmed		-	\$250,132	\$1,322,500	\$0	\$0	\$0	\$0	\$0	\$1,572,632
<b>Current Change Reason:</b>	Schedule / Funding / Scope- Update Add or update project IDs									
<b>Project Changes:</b>	Plan Revision Name changed from "26-04 (Formal)" to "26-06.1 (Admin FHWA)"									

# 08-26-0062 - US 34 Ogden Ave - N of Long Grove Dr to S of Montgomery Rd

Standard Overlay, ADA Improvements

<b>TIP Document:</b>	26-06.1 (Admin FHWA)
<b>Project Type:</b>	Road Maintenance
<b>Air Quality:</b>	Not Required
<b>Open to Traffic Year:</b>	2033
<b>Lead Agency:</b>	IDOT D1 Hwys
<b>Lead Contact:</b>	-
<b>Project Website:</b>	-
<b>County:</b>	DuPage
<b>Municipality:</b>	Aurora
<b>Major CMAP Programs:</b>	-



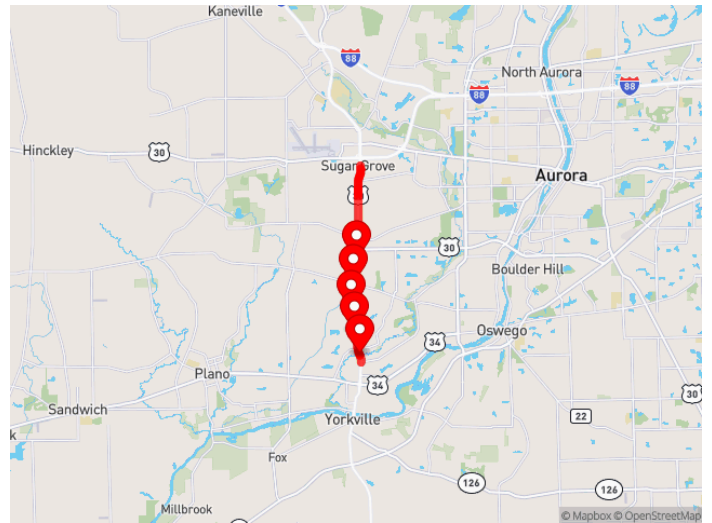
Phase	Fund Source	F. Section ID	Prior	FY2026	FY2027	FY2028	FY2029	FY2030	Future	Total
Construction	NHPP	-	\$0	\$0	\$0	\$0	\$0	\$0	\$2,904,000	\$2,904,000
Construction	Trans Credit - Local/State Hwy	-	\$0	\$0	\$0	\$0	\$0	\$0	\$726,000	\$726,000
Total Construction		-	\$0	\$0	\$0	\$0	\$0	\$0	\$2,904,000	\$2,904,000
Total Future Costs		-	\$0	\$0	\$0	\$0	\$0	\$0	\$2,904,000	\$2,904,000
Total Toll Credit		-	\$0	\$0	\$0	\$0	\$0	\$0	\$726,000	\$726,000
Total Programmed		-	\$0	\$0	\$0	\$0	\$0	\$0	\$2,904,000	\$2,904,000

**Current Change Reason:** New Project

# 09-09-0040 - IL 47 from Cross Street to FAU 3793 Kennedy Road (D3# 926) - RCP 91331

IL 47 Reconstruction & Widening and Road Improvements

<b>TIP Document:</b>	26-06.1 (Admin FHWA)
<b>Project Type:</b>	Road Expansion
<b>Air Quality:</b>	Conformed
<b>Open to Traffic Year:</b>	2028
<b>Lead Agency:</b>	IDOT D3 Hwys
<b>Lead Contact:</b>	-
<b>Project Website:</b>	<a href="http://www.idot.illinois.gov/projects/IL-47-Yorkville-to-Sugar-Grove">http://www.idot.illinois.gov/projects/IL-47-Yorkville-to-Sugar-Grove</a>
<b>County:</b>	Kendall
<b>Municipality:</b>	Yorkville
<b>Major CMAP Programs:</b>	2050 RSP, Regional Capital Project (2026 RTP)



Phase	Fund Source	F. Section ID	Prior	FY2026	FY2027	FY2028	FY2029	FY2030	Future	Total
Engineering I	IL Funds	-	\$1,414,000	\$0	\$0	\$0	\$0	\$0	\$0	\$1,414,000
Total Engineering I			\$1,414,000	\$0	\$0	\$0	\$0	\$0	\$0	\$1,414,000
Engineering II	IL Funds	-	\$3,350,879	\$0	\$0	\$0	\$0	\$0	\$0	\$3,350,879
Engineering II	NHPP	-	\$5,578,934	\$0	\$0	\$0	\$0	\$0	\$0	\$5,578,934
Total Engineering II			\$8,929,813	\$0	\$0	\$0	\$0	\$0	\$0	\$8,929,813
Right of Way	IL Funds	-	\$5,154,000	\$0	\$0	\$0	\$0	\$0	\$0	\$5,154,000
Right of Way	Natl Corridor Inf. Imp. - historical fund *	-	\$1,068,000	\$0	\$0	\$0	\$0	\$0	\$0	\$1,068,000
Total Right of Way			\$6,222,000	\$0	\$0	\$0	\$0	\$0	\$0	\$6,222,000
Construction	IL Funds	Jericho Rd to S of Galena Rd, 0.4 Mi S of Galena Rd to Kennedy Rd in Yorkville, IL 47/US 30 - Cross St to Jericho Rd.	\$382,000	\$47,474,000	\$0	\$0	\$0	\$0	\$0	\$47,856,000
Construction	Local Funds	IL 47/US 30 - Cross St to Jericho Rd.	\$0	\$3,100,000	\$0	\$0	\$0	\$0	\$0	\$3,100,000
Construction	Natl Corridor Inf. Imp. - historical fund *	IL 47/US 30 - Cross St to Jericho Rd.	\$0	\$41,566,000	\$0	\$0	\$0	\$0	\$0	\$41,566,000
Construction	NHPP	0.4 Mi S of Galena Rd to Kennedy Rd in Yorkville, Jericho Rd to S of Galena Rd, IL 47/US 30 - Cross St to Jericho Rd.	\$0	\$117,364,001	\$0	\$0	\$0	\$0	\$0	\$117,364,001
Construction	STP - State Prgmd Urban	Jericho Rd to S of Galena Rd	\$0	\$4,633,000	\$0	\$0	\$0	\$0	\$0	\$4,633,000
Total Construction			\$382,000	\$214,137,001	\$0	\$0	\$0	\$0	\$0	\$214,519,001
Construction Engineering	IL Funds	IL 47/US 30 - Cross St to Jericho Rd., 0.4 Mi S of Galena Rd to Kennedy Rd in Yorkville	\$0	\$2,503,000	\$0	\$0	\$0	\$0	\$0	\$2,503,000
Construction Engineering	Natl/Reg Significance	IL 47/US 30 - Cross St to Jericho Rd.	\$0	\$3,380,000	\$0	\$0	\$0	\$0	\$0	\$3,380,000
Construction Engineering	NHPP	0.4 Mi S of Galena Rd to Kennedy Rd in Yorkville, IL 47/US 30 - Cross St to Jericho Rd.	\$0	\$7,380,000	\$0	\$0	\$0	\$0	\$0	\$7,380,000
Total Construction Engineering			\$0	\$13,263,000	\$0	\$0	\$0	\$0	\$0	\$13,263,000
Total Prior Costs			\$16,947,813	\$0	\$0	\$0	\$0	\$0	\$0	\$16,947,813
Total Programmed			\$16,947,813	\$227,400,001	\$0	\$0	\$0	\$0	\$0	\$244,347,814

## Previously Approved Amendment 09-09-0040 - IL 47 from Cross Street to FAU 3793 Kennedy Road (D3# 926) - RCP 91331

IL 47 Reconstruction & Widening and Road Improvements

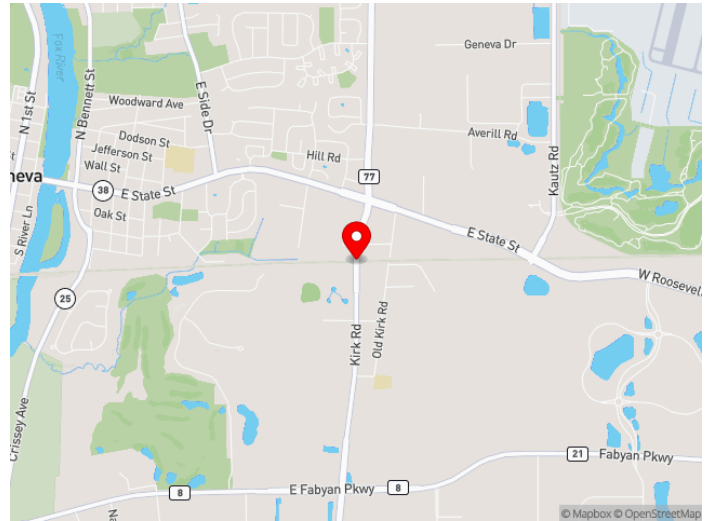
<b>TIP Document:</b>	2026 RTP (All RCPs) and FFY 27-32 TIP (Conformity Determination)
<b>Project Type:</b>	Road Expansion
<b>Air Quality:</b>	-
<b>Open to Traffic Year:</b>	-
<b>Lead Agency:</b>	IDOT D3 Hwys
<b>Lead Contact:</b>	-
<b>Project Website:</b>	<a href="http://www.idot.illinois.gov/projects/IL-47-Yorkville-to-Sugar-Grove">http://www.idot.illinois.gov/projects/IL-47-Yorkville-to-Sugar-Grove</a>
<b>County:</b>	Kendall
<b>Municipality:</b>	Yorkville
<b>Major CMAP Programs:</b>	-

Phase	Fund Source	F. Section ID	Prior	FY2027	FY2028	FY2029	FY2030	FY2031	Future	Total
Engineering I	IL Funds	N/A		\$1,414,000	\$0	\$0	\$0	\$0	\$0	\$1,414,000
Total Engineering I		-		\$1,414,000	\$0	\$0	\$0	\$0	\$0	\$1,414,000
Engineering II	IL Funds	N/A		\$3,350,879	\$0	\$0	\$0	\$0	\$0	\$3,350,879
Engineering II	NHPP	N/A		\$5,578,934	\$0	\$0	\$0	\$0	\$0	\$5,578,934
Total Engineering II		-		\$8,929,813	\$0	\$0	\$0	\$0	\$0	\$8,929,813
Right of Way	IL Funds	N/A		\$5,154,000	\$0	\$0	\$0	\$0	\$0	\$5,154,000
Right of Way	Natl Corridor Inf. Imp. - historical fund *	N/A		\$1,068,000	\$0	\$0	\$0	\$0	\$0	\$1,068,000
Total Right of Way		-		\$6,222,000	\$0	\$0	\$0	\$0	\$0	\$6,222,000
Construction	IL Funds	IL 47/US 30 - Cross St to Jericho Rd., 0.4 Mi S of Galena Rd to Kennedy Rd in Yorkville, Jericho Rd to S of Galena Rd		\$45,274,000	\$0	\$0	\$0	\$0	\$0	\$45,274,000
Construction	Local Funds	IL 47/US 30 - Cross St to Jericho Rd.		\$3,100,000	\$0	\$0	\$0	\$0	\$0	\$3,100,000
Construction	Natl Corridor Inf. Imp. - historical fund *	IL 47/US 30 - Cross St to Jericho Rd.		\$41,566,000	\$0	\$0	\$0	\$0	\$0	\$41,566,000
Construction	Natl/Reg Significance	Jericho Rd to S of Galena Rd		\$4,633,000	\$0	\$0	\$0	\$0	\$0	\$4,633,000
Construction	NHPP	0.4 Mi S of Galena Rd to Kennedy Rd in Yorkville, IL 47/US 30 - Cross St to Jericho Rd., Jericho Rd to S of Galena Rd		\$117,364,001	\$0	\$0	\$0	\$0	\$0	\$117,364,001
Total Construction		-		\$211,937,001	\$0	\$0	\$0	\$0	\$0	\$211,937,001
Construction Engineering	IL Funds	IL 47/US 30 - Cross St to Jericho Rd., 0.4 Mi S of Galena Rd to Kennedy Rd in Yorkville		\$2,690,000	\$0	\$0	\$0	\$0	\$0	\$2,690,000
Construction Engineering	Natl Corridor Inf. Imp. - historical fund *	IL 47/US 30 - Cross St to Jericho Rd.		\$3,380,000	\$0	\$0	\$0	\$0	\$0	\$3,380,000
Construction Engineering	NHPP	IL 47/US 30 - Cross St to Jericho Rd., 0.4 Mi S of Galena Rd to Kennedy Rd in Yorkville		\$7,380,000	\$0	\$0	\$0	\$0	\$0	\$7,380,000
Total Construction Engineering		-		\$13,450,000	\$0	\$0	\$0	\$0	\$0	\$13,450,000
Total Prior Costs		-		\$241,952,814	\$0	\$0	\$0	\$0	\$0	\$241,952,814
Total Programmed		-		\$241,952,814	\$0	\$0	\$0	\$0	\$0	\$241,952,814
<b>Current Change Reason:</b>	Schedule / Funding / Scope- Update Phase(s) converted from Advance Construction status - Add, delete, or change fund sources - Cost change due to updated agreements									
<b>Project Changes:</b>	Plan Revision Name changed from "2026 RTP (All RCPs) and FFY 27-32 TIP (Conformity Determination)" to "26-06.1 (Admin FHWA)"									

## 09-09-0073 - Kirk Road over UPRR

Bridge replacement over UP Railroad

<b>TIP Document:</b>	26-06.1 (Admin FHWA)
<b>Project Type:</b>	Bridge Repair, Rehab, or Replace
<b>Air Quality:</b>	Not Required
<b>Open to Traffic Year:</b>	2027
<b>Lead Agency:</b>	Kane Co DOT
<b>Lead Contact:</b>	-
<b>Project Website:</b>	-
<b>County:</b>	Kane
<b>Municipality:</b>	Geneva
<b>Major CMAP Programs:</b>	-



Phase	Fund Source	F. Section ID	Prior	FY2026	FY2027	FY2028	FY2029	FY2030	Future	Total
Engineering I	Local Funds	-	\$227,575	\$0	\$0	\$0	\$0	\$0	\$0	\$227,575
Engineering I	STP - Bridge	-	\$901,990	\$0	\$0	\$0	\$0	\$0	\$0	\$901,990
Total Engineering I		-	\$1,129,565	\$0	\$0	\$0	\$0	\$0	\$0	\$1,129,565
Engineering II	Bridge - Local Prgmd	-	\$1,185,952	\$0	\$0	\$0	\$0	\$0	\$0	\$1,185,952
Engineering II	Local Funds	-	\$306,250	\$0	\$0	\$0	\$0	\$0	\$0	\$306,250
Total Engineering II		-	\$1,492,202	\$0	\$0	\$0	\$0	\$0	\$0	\$1,492,202
Right of Way	Local Funds	-	\$738,000	\$0	\$0	\$0	\$0	\$0	\$0	\$738,000
Total Right of Way		-	\$738,000	\$0	\$0	\$0	\$0	\$0	\$0	\$738,000
Construction	Bridge - Local Prgmd	-	\$0	\$24,608,000	\$0	\$0	\$0	\$0	\$0	\$24,608,000
Construction	Local Funds	LOCAL OVERMATCH	\$0	\$15,426,190	\$0	\$0	\$0	\$0	\$0	\$15,426,190
Total Construction		-	\$0	\$40,034,190	\$0	\$0	\$0	\$0	\$0	\$40,034,190
Construction Engineering	Bridge - Local Prgmd	-	\$0	\$1,886,400	\$0	\$0	\$0	\$0	\$0	\$1,886,400
Construction Engineering	Local Funds	LOCAL OVERMATCH	\$0	\$1,986,365	\$0	\$0	\$0	\$0	\$0	\$1,986,365
Total Construction Engineering		-	\$0	\$3,872,765	\$0	\$0	\$0	\$0	\$0	\$3,872,765
Total Prior Costs		-	\$3,359,767	\$0	\$0	\$0	\$0	\$0	\$0	\$3,359,767
Total Programmed		-	\$3,359,767	\$43,906,955	\$0	\$0	\$0	\$0	\$0	\$47,266,722

## Previously Approved Amendment 09-09-0073 - Kirk Road over UPRR

Bridge replacement over UP Railroad

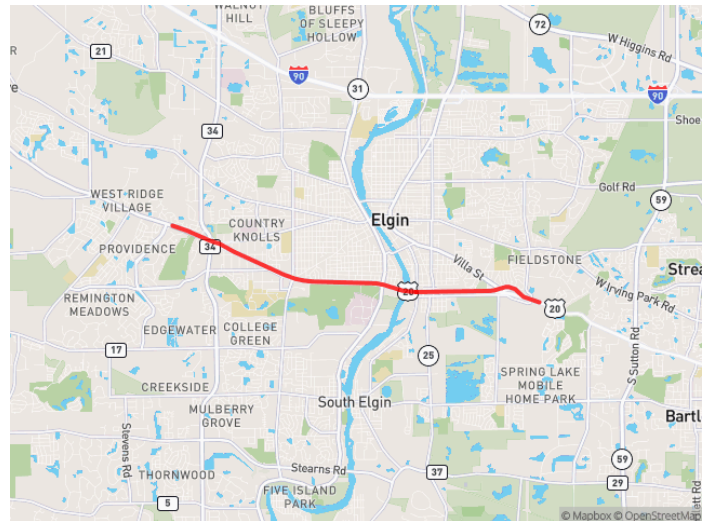
<b>TIP Document:</b>	26-05.1 (Admin FHWA)
<b>Project Type:</b>	Bridge Repair, Rehab, or Replace
<b>Air Quality:</b>	-
<b>Open to Traffic Year:</b>	-
<b>Lead Agency:</b>	Kane Co DOT
<b>Lead Contact:</b>	-
<b>Project Website:</b>	-
<b>County:</b>	Kane
<b>Municipality:</b>	Geneva
<b>Major CMAP Programs:</b>	-

Phase	Fund Source	F. Section ID	Prior	FY2026	FY2027	FY2028	FY2029	FY2030	Future	Total
Engineering I	Local Funds	-	\$227,575	\$0	\$0	\$0	\$0	\$0	\$0	\$227,575
Engineering I	STP - Bridge	-	\$901,990	\$0	\$0	\$0	\$0	\$0	\$0	\$901,990
Total Engineering I		-	\$1,129,565	\$0	\$0	\$0	\$0	\$0	\$0	\$1,129,565
Engineering II	Bridge - Local Prgmd	-	\$1,185,952	\$0	\$0	\$0	\$0	\$0	\$0	\$1,185,952
Engineering II	Local Funds	-	\$306,250	\$0	\$0	\$0	\$0	\$0	\$0	\$306,250
Total Engineering II		-	\$1,492,202	\$0	\$0	\$0	\$0	\$0	\$0	\$1,492,202
Right of Way	Local Funds	-	\$738,000	\$0	\$0	\$0	\$0	\$0	\$0	\$738,000
Total Right of Way		-	\$738,000	\$0	\$0	\$0	\$0	\$0	\$0	\$738,000
Construction	Bridge - Local Prgmd	-	\$0	\$24,608,000	\$0	\$0	\$0	\$0	\$0	\$24,608,000
Construction	Local Funds	LOCAL OVERMATCH	\$0	\$14,119,652	\$0	\$0	\$0	\$0	\$0	\$14,119,652
Total Construction		-	\$0	\$38,727,652	\$0	\$0	\$0	\$0	\$0	\$38,727,652
Construction Engineering	Bridge - Local Prgmd	-	\$0	\$1,886,400	\$0	\$0	\$0	\$0	\$0	\$1,886,400
Construction Engineering	Local Funds	LOCAL OVERMATCH	\$0	\$1,986,365	\$0	\$0	\$0	\$0	\$0	\$1,986,365
Total Construction Engineering		-	\$0	\$3,872,765	\$0	\$0	\$0	\$0	\$0	\$3,872,765
Total Prior Costs		-	\$3,359,767	\$0	\$0	\$0	\$0	\$0	\$0	\$3,359,767
Total Programmed		-	\$3,359,767	\$42,600,417	\$0	\$0	\$0	\$0	\$0	\$45,960,184
<b>Current Change Reason:</b>	Schedule / Funding / Scope- Update Cost change due to availability of final design									
<b>Project Changes:</b>	Plan Revision Name changed from "26-05.1 (Admin FHWA)" to "26-06.1 (Admin FHWA)"									

## 09-10-0030 - US 20 Lake St from W of Randall Rd to E of Shales Parkway - RSP 113

US 20 Lake St from W of Randall Rd to E of Shales Parkway Road Modernization, Ramp Modification

<b>TIP Document:</b>	26-06.1 (Admin FHWA)
<b>Project Type:</b>	Road Expansion
<b>Air Quality:</b>	Conformed
<b>Open to Traffic Year:</b>	2028
<b>Lead Agency:</b>	IDOT D1 Hwys
<b>Lead Contact:</b>	-
<b>Project Website:</b>	<a href="http://www.idot.illinois.gov/projects/us20">http://www.idot.illinois.gov/projects/us20</a>
<b>County:</b>	Cook, Kane
<b>Municipality:</b>	Elgin
<b>Major CMAP Programs:</b>	2050 RSP



Phase	Fund Source	F. Section ID	Prior	FY2026	FY2027	FY2028	FY2029	FY2030	Future	Total
Engineering I	IL Funds	N/A	\$2,780,000	\$0	\$0	\$0	\$0	\$0	\$0	\$2,780,000
Total Engineering I	-	-	\$2,780,000	\$0	\$0	\$0	\$0	\$0	\$0	\$2,780,000
Engineering II	IL Funds	N/A	\$1,800,000	\$0	\$0	\$0	\$0	\$0	\$0	\$1,800,000
Engineering II	NHPP	N/A	\$5,636,549	\$0	\$0	\$0	\$0	\$0	\$0	\$5,636,549
Total Engineering II	-	-	\$7,436,549	\$0	\$0	\$0	\$0	\$0	\$0	\$7,436,549
Right of Way	IL Funds	N/A	\$700,000	\$200,000	\$0	\$0	\$0	\$0	\$0	\$900,000
Total Right of Way	-	-	\$700,000	\$200,000	\$0	\$0	\$0	\$0	\$0	\$900,000
Construction	IL Funds	N/A, US 20 from E of Grace St to W of Lavoie Ave, US 20 from Nesler Road to Weld Rd/Longcommon Parkway	\$13,096,999	\$24,750,000	\$8,000,000	\$0	\$0	\$0	\$0	\$45,846,999
Construction	NHPP	US 20 from E of Grace St to W of Lavoie Ave, US 20 from Nesler Road to Weld Rd/Longcommon Parkway, N/A	\$24,112,054	\$0	\$32,000,000	\$0	\$0	\$88,000,000	\$0	\$144,112,054
Total Construction	-	-	\$37,209,053	\$24,750,000	\$40,000,000	\$0	\$0	\$88,000,000	\$0	\$189,959,053
Construction Engineering	IL Funds	US 20 from E of Grace St to W of Lavoie Ave, N/A	\$500,000	\$1,955,000	\$0	\$0	\$0	\$0	\$0	\$2,455,000
Construction Engineering	NHPP	US 20 from Nesler Road to Weld Rd/Longcommon Parkway, N/A, US 20 from E of Grace St to W of Lavoie Ave	\$1,999,977	\$0	\$0	\$0	\$0	\$7,820,000	\$0	\$9,819,977
Total Construction Engineering	-	-	\$2,499,977	\$1,955,000	\$0	\$0	\$0	\$7,820,000	\$0	\$12,274,977
Total Prior Costs	-	-	\$50,625,579	\$0	\$0	\$0	\$0	\$0	\$0	\$50,625,579
Total Programmed	-	-	\$50,625,579	\$26,905,000	\$40,000,000	\$0	\$0	\$95,820,000	\$0	\$213,350,579

## Previously Approved Amendment 09-10-0030 - US 20 Lake St from W of Randall Rd to E of Shales Parkway - RSP 113

US 20 Lake St from W of Randall Rd to E of Shales Parkway Road Modernization, Ramp Modification

<b>TIP Document:</b>	26-05.1 (Admin FHWA)
<b>Project Type:</b>	Road Expansion
<b>Air Quality:</b>	-
<b>Open to Traffic Year:</b>	-
<b>Lead Agency:</b>	IDOT D1 Hwys
<b>Lead Contact:</b>	-
<b>Project Website:</b>	<a href="http://www.idot.illinois.gov/projects/us20">http://www.idot.illinois.gov/projects/us20</a>
<b>County:</b>	Cook, Kane

Municipality: Elgin

Major CMAP Programs: -

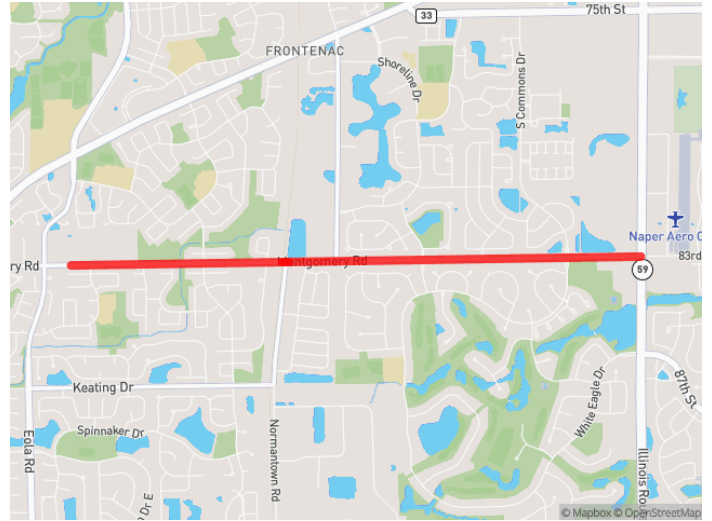
Phase	Fund Source	F. Section ID	Prior	FY2026	FY2027	FY2028	FY2029	FY2030	Future	Total
Engineering I	IL Funds	N/A	\$2,780,000	\$0	\$0	\$0	\$0	\$0	\$0	\$2,780,000
Total Engineering I		-	\$2,780,000	\$0	\$0	\$0	\$0	\$0	\$0	\$2,780,000
Engineering II	IL Funds	N/A	\$1,800,000	\$0	\$0	\$0	\$0	\$0	\$0	\$1,800,000
Engineering II	NHPP	N/A	\$5,636,549	\$0	\$0	\$0	\$0	\$0	\$0	\$5,636,549
Total Engineering II		-	\$7,436,549	\$0	\$0	\$0	\$0	\$0	\$0	\$7,436,549
Right of Way	IL Funds	N/A	\$700,000	\$200,000	\$0	\$0	\$0	\$0	\$0	\$900,000
Total Right of Way		-	\$700,000	\$200,000	\$0	\$0	\$0	\$0	\$0	\$900,000
Construction	IL Funds	N/A, US 20 from E of Grace St to W of Lavoie Ave, US 20 from Nesler Road to Weld Rd/Longcommon Parkway	\$13,096,999	\$24,750,000	\$8,000,000	\$0	\$0	\$0	\$0	\$45,846,999
Construction	NHPP	N/A, US 20 from Nesler Road to Weld Rd/Longcommon Parkway, US 20 from E of Grace St to W of Lavoie Ave	\$24,112,054	\$0	\$32,000,000	\$0	\$0	\$88,000,000	\$0	\$144,112,054
Total Construction		-	\$37,209,053	\$24,750,000	\$40,000,000	\$0	\$0	\$88,000,000	\$0	\$189,959,053
Construction Engineering	IL Funds	US 20 from E of Grace St to W of Lavoie Ave, N/A	\$500,000	\$1,955,000	\$0	\$0	\$0	\$0	\$0	\$2,455,000
Construction Engineering	NHPP	US 20 from E of Grace St to W of Lavoie Ave, US 20 from Nesler Road to Weld Rd/Longcommon Parkway, N/A	\$1,999,977	\$0	\$0	\$0	\$0	\$7,820,000	\$0	\$9,819,977
Total Construction Engineering		-	\$2,499,977	\$1,955,000	\$0	\$0	\$0	\$7,820,000	\$0	\$12,274,977
Total Prior Costs		-	\$50,625,579	\$0	\$0	\$0	\$0	\$0	\$0	\$50,625,579
Total Programmed		-	\$50,625,579	\$26,905,000	\$40,000,000	\$0	\$0	\$95,820,000	\$0	\$213,350,579

<b>Current Change Reason:</b>	Schedule / Funding / Scope- Update Update target letting/authorization
<b>Project Changes:</b>	Plan Revision Name changed from "26-05.1 (Admin FHWA)" to "26-06.1 (Admin FHWA)"
<b>Project Changes:</b>	Internal Notes changed from "None" to "C-91-252-20, specifically PPS# 1-77865-000, 1-77865-0210, 1-77865-1000. programmed in FFY 30 due to fiscal constraint. Move to FFY 26 on 26-07 (RP, 5/21/26)"
<b>Target Federal Authorizations and Construction Letting Changes:</b>	
<b>Target Federal Authorizations and Construction Letting Changes:</b>	MTH/QTR has changed from APR to SEP

## 09-21-0028 - Montgomery Rd Multi-Use Path Extension - Middlebury Dr to IL-59

This project will include the construction of an 8-10 ft. wide asphalt multi-use path on Montgomery Rd within the project limits. Additional improvements include installing Pedestrian RR Gates & Circuitry and Constant Warning Time (CWT) track sensors. Part of the project falls under Railroad right-of-way (Canadian National Railway- CN).

<b>TIP Document:</b>	26-06.1 (Admin FHWA)
<b>Project Type:</b>	Bicycle & Pedestrian
<b>Air Quality:</b>	Not Required
<b>Open to Traffic Year:</b>	2027
<b>Lead Agency:</b>	Kane/Kendall Council
<b>Lead Contact:</b>	-
<b>Project Website:</b>	-
<b>County:</b>	DuPage
<b>Municipality:</b>	Aurora
<b>Major CMAP Programs:</b>	-



Phase	Fund Source	F. Section ID	Prior	FY2026	FY2027	FY2028	FY2029	FY2030	Future	Total
Engineering I	IL Funds	N/A	\$13,748	\$0	\$0	\$0	\$0	\$0	\$0	\$13,748
Engineering I	Local Funds	N/A, Local Overmatch	\$35,960	\$0	\$0	\$0	\$0	\$0	\$0	\$35,960
Engineering I	TAP - State ITEP (Fed)	N/A	\$109,980	\$0	\$0	\$0	\$0	\$0	\$0	\$109,980
Total Engineering I		-	\$159,688	\$0	\$0	\$0	\$0	\$0	\$0	\$159,688
Engineering II	IL Funds	N/A	\$0	\$123,728	\$0	\$0	\$0	\$0	\$0	\$123,728
Engineering II	Local Funds	N/A, Local Overmatch	\$0	\$110,933	\$0	\$0	\$0	\$0	\$0	\$110,933
Engineering II	Rail-Hwy Safety	N/A	\$0	\$49,068	\$0	\$0	\$0	\$0	\$0	\$49,068
Total Engineering II		-	\$0	\$283,729	\$0	\$0	\$0	\$0	\$0	\$283,729
Construction	IL Funds	N/A	\$0	\$0	\$1,237,342	\$0	\$0	\$0	\$0	\$1,237,342
Construction	Local Funds	N/A	\$0	\$0	\$177,184	\$0	\$0	\$0	\$0	\$177,184
Construction	Rail-Hwy Safety	N/A	\$0	\$0	\$357,305	\$0	\$0	\$0	\$0	\$357,305
Total Construction		-	\$0	\$0	\$1,771,831	\$0	\$0	\$0	\$0	\$1,771,831
Construction Engineering	IL Funds	N/A	\$0	\$0	\$123,728	\$0	\$0	\$0	\$0	\$123,728
Construction Engineering	Local Funds	N/A	\$0	\$0	\$19,200	\$0	\$0	\$0	\$0	\$19,200
Construction Engineering	Rail-Hwy Safety	N/A	\$0	\$0	\$49,068	\$0	\$0	\$0	\$0	\$49,068
Total Construction Engineering		-	\$0	\$0	\$191,996	\$0	\$0	\$0	\$0	\$191,996
Total Prior Costs		-	\$159,688	\$0	\$0	\$0	\$0	\$0	\$0	\$159,688
Total Programmed		-	\$159,688	\$283,729	\$1,963,827	\$0	\$0	\$0	\$0	\$2,407,244

## Previously Approved Amendment 09-21-0028 - Montgomery Rd Multi-Use Path Extension - Middlebury Dr to IL-59

This project will include the construction of an 8-10 ft. wide asphalt multi-use path on Montgomery Rd within the project limits. Additional improvements include installing Pedestrian RR Gates & Circuitry and Constant Warning Time (CWT) track sensors. Part of the project falls under Railroad right-of-way (Canadian National Railway- CN).

<b>TIP Document:</b>	26-00 (Adoption)
<b>Project Type:</b>	Bicycle & Pedestrian
<b>Air Quality:</b>	-
<b>Open to Traffic Year:</b>	-
<b>Lead Agency:</b>	Kane/Kendall Council

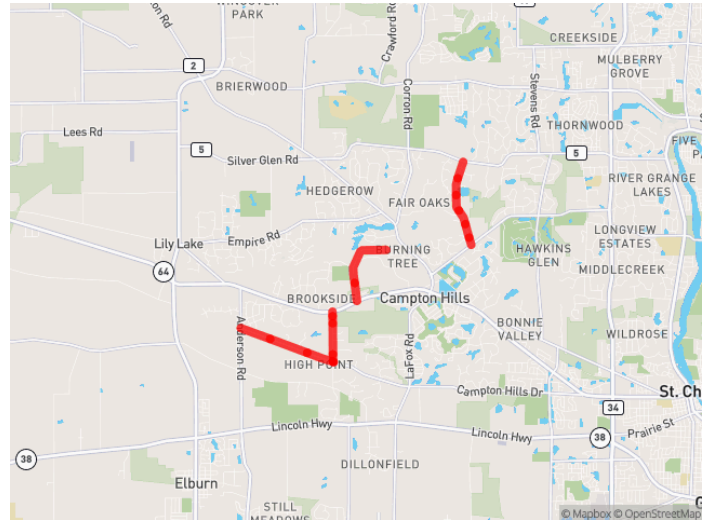
Lead Contact:	-
Project Website:	-
County:	DuPage
Municipality:	Aurora
Major CMAP Programs:	-

Phase	Fund Source	F. Section ID	Prior	FY2026	FY2027	FY2028	FY2029	FY2030	Future	Total
Engineering I	IL Funds	N/A	\$13,748	\$0	\$0	\$0	\$0	\$0	\$0	\$13,748
Engineering I	Local Funds	N/A, Local Overmatch	\$35,960	\$0	\$0	\$0	\$0	\$0	\$0	\$35,960
Engineering I	TAP - State ITEP (Fed)	N/A	\$109,980	\$0	\$0	\$0	\$0	\$0	\$0	\$109,980
Total Engineering I		-	\$159,688	\$0	\$0	\$0	\$0	\$0	\$0	\$159,688
Engineering II	IL Funds	N/A	\$0	\$123,728	\$0	\$0	\$0	\$0	\$0	\$123,728
Engineering II	Local Funds	N/A	\$0	\$19,200	\$0	\$0	\$0	\$0	\$0	\$19,200
Engineering II	Rail-Hwy Safety	N/A	\$0	\$49,068	\$0	\$0	\$0	\$0	\$0	\$49,068
Total Engineering II		-	\$0	\$191,996	\$0	\$0	\$0	\$0	\$0	\$191,996
Construction	IL Funds	N/A	\$0	\$0	\$1,237,342	\$0	\$0	\$0	\$0	\$1,237,342
Construction	Local Funds	N/A	\$0	\$0	\$177,184	\$0	\$0	\$0	\$0	\$177,184
Construction	Rail-Hwy Safety	N/A	\$0	\$0	\$357,305	\$0	\$0	\$0	\$0	\$357,305
Total Construction		-	\$0	\$0	\$1,771,831	\$0	\$0	\$0	\$0	\$1,771,831
Construction Engineering	IL Funds	N/A	\$0	\$0	\$123,728	\$0	\$0	\$0	\$0	\$123,728
Construction Engineering	Local Funds	N/A	\$0	\$0	\$19,200	\$0	\$0	\$0	\$0	\$19,200
Construction Engineering	Rail-Hwy Safety	N/A	\$0	\$0	\$49,068	\$0	\$0	\$0	\$0	\$49,068
Total Construction Engineering		-	\$0	\$0	\$191,996	\$0	\$0	\$0	\$0	\$191,996
Total Prior Costs		-	\$159,688	\$0	\$0	\$0	\$0	\$0	\$0	\$159,688
Total Programmed		-	\$159,688	\$191,996	\$1,963,827	\$0	\$0	\$0	\$0	\$2,315,511
Current Change Reason:	Schedule / Funding / Scope- Update Cost change due to availability of 30% design - Update target letting/authorization									
Project Changes:	Plan Revision Name changed from "26-00 (Adoption)" to "26-06.1 (Admin FHWA)"									
Project Changes:	Current Implementation Status changed from "IDOT Phase 1 kick-off held" to "Phase 1 design approval (DA) received"									
Target Federal Authorizations and Construction Letting Changes:										
Target Federal Authorizations and Construction Letting Changes:	MTH/QTR has changed from NOV to JAN									
Target Federal Authorizations and Construction Letting Changes:	Year has changed from 2026 to 2027									

## 09-22-0009 - Campton Hills and Campton Township Resurfacing Projects (4)

Hot-mix asphalt surface removal, resurfacing, pavement patching, full depth restoration, pavement striping, aggregate shoulders, and necessary restoration work on Campton Hills Road, Brown Road, Denker Road and Town Hall Road.

<b>TIP Document:</b>	26-06.1 (Admin FHWA)
<b>Project Type:</b>	Road Maintenance
<b>Air Quality:</b>	Not Required
<b>Open to Traffic Year:</b>	2026
<b>Lead Agency:</b>	Kane/Kendall Council
<b>Lead Contact:</b>	-
<b>Project Website:</b>	-
<b>County:</b>	Kane
<b>Municipality:</b>	Campton Hills
<b>Major CMAP Programs:</b>	STP - Local



Phase	Fund Source	F. Section ID	Prior	FY2026	FY2027	FY2028	FY2029	FY2030	Future	Total
Construction	Local Funds	SEG 3: BROWN RD, STP-L PUR, SEG 1: CAMPTON HILLS RD, STP-L PUR, SEG 2: TOWN HALL RD, STP-L PUR, SEG 4: DENKER RD, STP-L PUR	\$0	\$838,662	\$0	\$0	\$0	\$0	\$0	\$838,662
Construction	STP - Locally Prgmd	SEG 3: BROWN RD, STP-L PUR, SEG 1: CAMPTON HILLS RD, STP-L PUR, SEG 4: DENKER RD, STP-L PUR, SEG 2: TOWN HALL RD, STP-L PUR	\$0	\$2,717,188	\$0	\$0	\$0	\$0	\$0	\$2,717,188
Total Construction	-	-	\$0	\$3,555,850	\$0	\$0	\$0	\$0	\$0	\$3,555,850
Construction Engineering	Local Funds	SEG 3: BROWN RD, STP-L PUR, SEG 1: CAMPTON HILLS RD, STP-L PUR, SEG 2: TOWN HALL RD, STP-L PUR, SEG 4: DENKER RD, STP-L PUR	\$0	\$320,000	\$0	\$0	\$0	\$0	\$0	\$320,000
Total Construction Engineering	-	-	\$0	\$320,000	\$0	\$0	\$0	\$0	\$0	\$320,000
Total Programmed	-	-	\$0	\$3,875,850	\$0	\$0	\$0	\$0	\$0	\$3,875,850

## Previously Approved Amendment 09-22-0009 - Campton Hills and Campton Township Resurfacing Projects (4)

Hot-mix asphalt surface removal, resurfacing, pavement patching, full depth restoration, pavement striping, aggregate shoulders, and necessary restoration work on Campton Hills Road, Brown Road, Denker Road and Town Hall Road.

<b>TIP Document:</b>	26-05.1 (Admin FHWA)
<b>Project Type:</b>	Road Maintenance
<b>Air Quality:</b>	-
<b>Open to Traffic Year:</b>	-
<b>Lead Agency:</b>	Kane/Kendall Council
<b>Lead Contact:</b>	-
<b>Project Website:</b>	-
<b>County:</b>	Kane
<b>Municipality:</b>	Campton Hills
<b>Major CMAP Programs:</b>	-

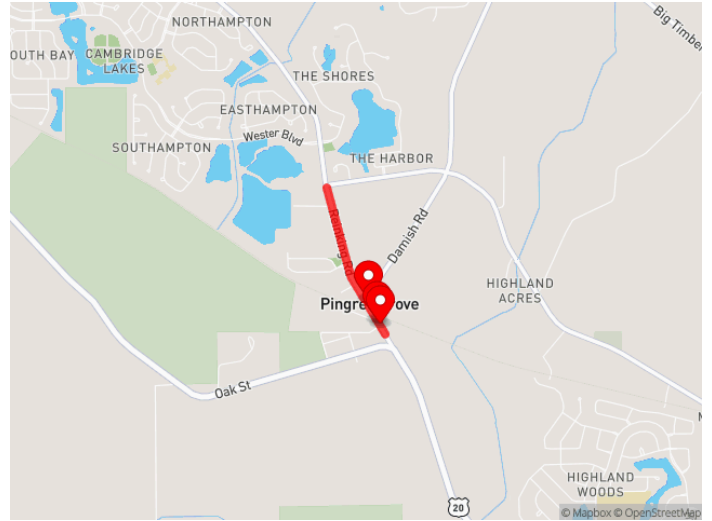
Phase	Fund Source	F. Section ID	Prior	FY2026	FY2027	FY2028	FY2029	FY2030	Future	Total
Construction	Local Funds	SEG 2: TOWN HALL RD, STP-L PUR, SEG 3: BROWN RD, STP-L PUR, SEG 1: CAMPTON HILLS RD, STP-L PUR, SEG 4: DENKER RD, STP-L PUR	\$0	\$838,662	\$0	\$0	\$0	\$0	\$0	\$838,662
Construction	STP - Regional Redistribution	SEG 3: BROWN RD, STP-L PUR, SEG 4: DENKER RD, STP-L PUR, SEG 1: CAMPTON HILLS RD, STP-L PUR, SEG 2: TOWN HALL RD, STP-L PUR	\$0	\$2,717,188	\$0	\$0	\$0	\$0	\$0	\$2,717,188
Total Construction	-	-	\$0	\$3,555,850	\$0	\$0	\$0	\$0	\$0	\$3,555,850
Construction	Local Funds	SEG 2: TOWN HALL RD, STP-L PUR, SEG 3: BROWN RD, STP-L PUR, SEG	\$0	\$320,000	\$0	\$0	\$0	\$0	\$0	\$320,000

Phase	Fund Source	F. Section ID	Prior	FY2026	FY2027	FY2028	FY2029	FY2030	Future	Total
Engineering		1: CAMPTON HILLS RD, STP-L PUR, SEG 4: DENKER RD, STP-L PUR								
Total Construction Engineering		-	\$0	\$320,000	\$0	\$0	\$0	\$0	\$0	\$320,000
Total Programmed		-	\$0	\$3,875,850	\$0	\$0	\$0	\$0	\$0	\$3,875,850
<b>Current Change Reason:</b>	Schedule / Funding / Scope- Update Phase(s) placed in Advance Construction status - Add, delete, or change fund sources									
<b>Project Changes:</b>	Plan Revision Name changed from "26-05.1 (Admin FHWA)" to "26-06.1 (Admin FHWA)"									

## 09-22-0025 - Reinking Road and Damisch Road Intersection Improvements

Improvement and reconstruction of an existing roundabout, which has inadequate geometry to allow for proper turning movements by trucks on this Class 5 - Major Collector Route. Address drainage issues with the storm sewer in this area connect pedestrian access to cross the Canadian Pacific Railroad.

<b>TIP Document:</b>	26-06.1 (Admin FHWA)
<b>Project Type:</b>	Intersection/Interchange Improvements
<b>Air Quality:</b>	Not Required
<b>Open to Traffic Year:</b>	2027
<b>Lead Agency:</b>	Kane/Kendall Council
<b>Lead Contact:</b>	-
<b>Project Website:</b>	-
<b>County:</b>	Kane
<b>Municipality:</b>	Pingree Grove
<b>Major CMAP Programs:</b>	STP - Local



Phase	Fund Source	F. Section ID	Prior	FY2026	FY2027	FY2028	FY2029	FY2030	Future	Total
Engineering I	Rebuild Illinois	-	\$250,870	\$0	\$0	\$0	\$0	\$0	\$0	\$250,870
Total Engineering I		-	\$250,870	\$0	\$0	\$0	\$0	\$0	\$0	\$250,870
Engineering II	Local Funds	-	\$306,650	\$0	\$0	\$0	\$0	\$0	\$0	\$306,650
Total Engineering II		-	\$306,650	\$0	\$0	\$0	\$0	\$0	\$0	\$306,650
Right of Way	Local Funds	-	\$65,000	\$0	\$0	\$0	\$0	\$0	\$0	\$65,000
Total Right of Way		-	\$65,000	\$0	\$0	\$0	\$0	\$0	\$0	\$65,000
Construction	Local Funds	Local Overmatch	\$0	\$900,000	\$0	\$0	\$0	\$0	\$0	\$900,000
Construction	MFT - Local	-	\$0	\$580,000	\$0	\$0	\$0	\$0	\$0	\$580,000
Construction	STP - Regional Redistribution	STP-L PUR	\$0	\$2,320,000	\$0	\$0	\$0	\$0	\$0	\$2,320,000
Total Construction		-	\$0	\$3,800,000	\$0	\$0	\$0	\$0	\$0	\$3,800,000
Construction Engineering	MFT - Local	-	\$0	\$45,000	\$0	\$0	\$0	\$0	\$0	\$45,000
Construction Engineering	STP - Regional Redistribution	STP-L PUR	\$0	\$180,000	\$0	\$0	\$0	\$0	\$0	\$180,000
Total Construction Engineering		-	\$0	\$225,000	\$0	\$0	\$0	\$0	\$0	\$225,000
Total Prior Costs		-	\$622,520	\$0	\$0	\$0	\$0	\$0	\$0	\$622,520
Total Programmed		-	\$622,520	\$4,025,000	\$0	\$0	\$0	\$0	\$0	\$4,647,520

## Previously Approved Amendment 09-22-0025 - Reinking Road and Damisch Road Intersection Improvements

Improvement and reconstruction of an existing roundabout, which has inadequate geometry to allow for proper turning movements by trucks on this Class 5 - Major Collector Route. Address drainage issues with the storm sewer in this area connect pedestrian access to cross the Canadian Pacific Railroad.

<b>TIP Document:</b>	26-04 (Formal)
<b>Project Type:</b>	Intersection/Interchange Improvements
<b>Air Quality:</b>	-
<b>Open to Traffic Year:</b>	-
<b>Lead Agency:</b>	Kane/Kendall Council
<b>Lead Contact:</b>	-
<b>Project Website:</b>	-
<b>County:</b>	Kane

Municipality:	Pingree Grove
Major CMAP Programs:	-

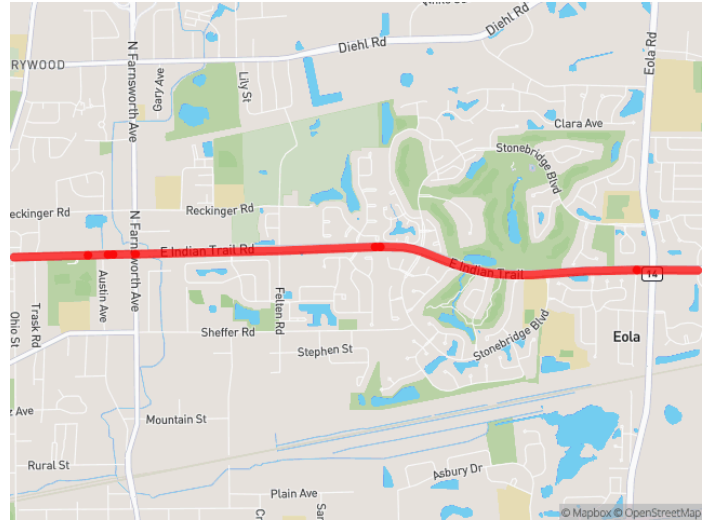
Phase	Fund Source	F. Section ID	Prior	FY2026	FY2027	FY2028	FY2029	FY2030	Future	Total
Engineering I	Rebuild Illinois	-	\$250,870	\$0	\$0	\$0	\$0	\$0	\$0	\$250,870
Total Engineering I		-	\$250,870	\$0	\$0	\$0	\$0	\$0	\$0	\$250,870
Engineering II	Local Funds	-	\$306,650	\$0	\$0	\$0	\$0	\$0	\$0	\$306,650
Total Engineering II		-	\$306,650	\$0	\$0	\$0	\$0	\$0	\$0	\$306,650
Right of Way	Local Funds	-	\$65,000	\$0	\$0	\$0	\$0	\$0	\$0	\$65,000
Total Right of Way		-	\$65,000	\$0	\$0	\$0	\$0	\$0	\$0	\$65,000
Construction	Local Funds	Local Overmatch	\$0	\$900,000	\$0	\$0	\$0	\$0	\$0	\$900,000
Construction	MFT - Local	-	\$0	\$580,000	\$0	\$0	\$0	\$0	\$0	\$580,000
Construction	STP - Regional Redistribution	STP-L PUR	\$0	\$2,320,000	\$0	\$0	\$0	\$0	\$0	\$2,320,000
Total Construction		-	\$0	\$3,800,000	\$0	\$0	\$0	\$0	\$0	\$3,800,000
Construction Engineering	MFT - Local	-	\$0	\$45,000	\$0	\$0	\$0	\$0	\$0	\$45,000
Construction Engineering	STP - Regional Redistribution	STP-L PUR	\$0	\$180,000	\$0	\$0	\$0	\$0	\$0	\$180,000
Total Construction Engineering		-	\$0	\$225,000	\$0	\$0	\$0	\$0	\$0	\$225,000
Total Prior Costs		-	\$622,520	\$0	\$0	\$0	\$0	\$0	\$0	\$622,520
Total Programmed		-	\$622,520	\$4,025,000	\$0	\$0	\$0	\$0	\$0	\$4,647,520

Current Change Reason:	Schedule / Funding / Scope- Update Update target letting/authorization
Project Changes:	Plan Revision Name changed from "26-04 (Formal)" to "26-06.1 (Admin FHWA)"
Target Federal Authorizations and Construction Letting Changes:	
Target Federal Authorizations and Construction Letting Changes:	MTH/QTR has changed from JUL to SEP

## 09-22-0043 - Indian Trail Traffic Signal Modernization / Resurfacing (Ohio St to Pennsbury Ln)

Traffic signal modernization (constructing safety improvements such as flashing yellow arrows and high visibility backplates) at 6 intersections, and resurfacing of a portion of the corridor. Project also includes installing bus stop pads between the sidewalk and the curb to improve accessibility to public transit for City residents.

<b>TIP Document:</b>	26-06.1 (Admin FHWA)
<b>Project Type:</b>	Road Modernization
<b>Air Quality:</b>	Not Required
<b>Open to Traffic Year:</b>	2027
<b>Lead Agency:</b>	Kane/Kendall Council
<b>Lead Contact:</b>	-
<b>Project Website:</b>	-
<b>County:</b>	DuPage, Kane
<b>Municipality:</b>	Aurora
<b>Major CMAP Programs:</b>	STP - Local



Phase	Fund Source	F. Section ID	Prior	FY2026	FY2027	FY2028	FY2029	FY2030	Future	Total
Engineering I	Local Funds	-	\$297,000	\$0	\$0	\$0	\$0	\$0	\$0	\$297,000
Total Engineering I		-	\$297,000	\$0	\$0	\$0	\$0	\$0	\$0	\$297,000
Engineering II	Local Funds	-	\$297,000	\$0	\$0	\$0	\$0	\$0	\$0	\$297,000
Total Engineering II		-	\$297,000	\$0	\$0	\$0	\$0	\$0	\$0	\$297,000
Right of Way	Local Funds	-	\$48,000	\$0	\$0	\$0	\$0	\$0	\$0	\$48,000
Total Right of Way		-	\$48,000	\$0	\$0	\$0	\$0	\$0	\$0	\$48,000
Construction	Local Funds	STP-L PUR	\$0	\$719,702	\$0	\$0	\$0	\$0	\$0	\$719,702
Construction	STP - Locally Prgmd	STP-L PUR	\$0	\$2,878,809	\$0	\$0	\$0	\$0	\$0	\$2,878,809
Total Construction		-	\$0	\$3,598,511	\$0	\$0	\$0	\$0	\$0	\$3,598,511
Construction Engineering	Local Funds	STP-L PUR	\$0	\$72,298	\$0	\$0	\$0	\$0	\$0	\$72,298
Construction Engineering	STP - Locally Prgmd	STP-L PUR	\$0	\$289,191	\$0	\$0	\$0	\$0	\$0	\$289,191
Total Construction Engineering		-	\$0	\$361,489	\$0	\$0	\$0	\$0	\$0	\$361,489
Total Prior Costs		-	\$642,000	\$0	\$0	\$0	\$0	\$0	\$0	\$642,000
Total Programmed		-	\$642,000	\$3,960,000	\$0	\$0	\$0	\$0	\$0	\$4,602,000

## Previously Approved Amendment 09-22-0043 - Indian Trail Traffic Signal Modernization / Resurfacing (Ohio St to Pennsbury Ln)

Traffic signal modernization (constructing safety improvements such as flashing yellow arrows and high visibility backplates) at 6 intersections, and resurfacing of a portion of the corridor. Project also includes installing bus stop pads between the sidewalk and the curb to improve accessibility to public transit for City residents.

<b>TIP Document:</b>	26-05.1 (Admin FHWA)
<b>Project Type:</b>	Road Modernization
<b>Air Quality:</b>	-
<b>Open to Traffic Year:</b>	-
<b>Lead Agency:</b>	Kane/Kendall Council
<b>Lead Contact:</b>	-
<b>Project Website:</b>	-
<b>County:</b>	DuPage, Kane
<b>Municipality:</b>	Aurora

Major CMAP Programs: -

Phase	Fund Source	F. Section ID	Prior	FY2026	FY2027	FY2028	FY2029	FY2030	Future	Total
Engineering I	Local Funds	-	\$297,000	\$0	\$0	\$0	\$0	\$0	\$0	\$297,000
Total Engineering I		-	\$297,000	\$0	\$0	\$0	\$0	\$0	\$0	\$297,000
Engineering II	Local Funds	-	\$297,000	\$0	\$0	\$0	\$0	\$0	\$0	\$297,000
Total Engineering II		-	\$297,000	\$0	\$0	\$0	\$0	\$0	\$0	\$297,000
Right of Way	Local Funds	-	\$48,000	\$0	\$0	\$0	\$0	\$0	\$0	\$48,000
Total Right of Way		-	\$48,000	\$0	\$0	\$0	\$0	\$0	\$0	\$48,000
Construction	Local Funds	STP-L PUR	\$0	\$719,702	\$0	\$0	\$0	\$0	\$0	\$719,702
Construction	STP - Regional Redistribution	STP-L PUR	\$0	\$2,878,809	\$0	\$0	\$0	\$0	\$0	\$2,878,809
Total Construction		-	\$0	\$3,598,511	\$0	\$0	\$0	\$0	\$0	\$3,598,511
Construction Engineering	Local Funds	STP-L PUR	\$0	\$72,298	\$0	\$0	\$0	\$0	\$0	\$72,298
Construction Engineering	STP - Regional Redistribution	STP-L PUR	\$0	\$289,191	\$0	\$0	\$0	\$0	\$0	\$289,191
Total Construction Engineering		-	\$0	\$361,489	\$0	\$0	\$0	\$0	\$0	\$361,489
Total Prior Costs		-	\$642,000	\$0	\$0	\$0	\$0	\$0	\$0	\$642,000
Total Programmed		-	\$642,000	\$3,960,000	\$0	\$0	\$0	\$0	\$0	\$4,602,000

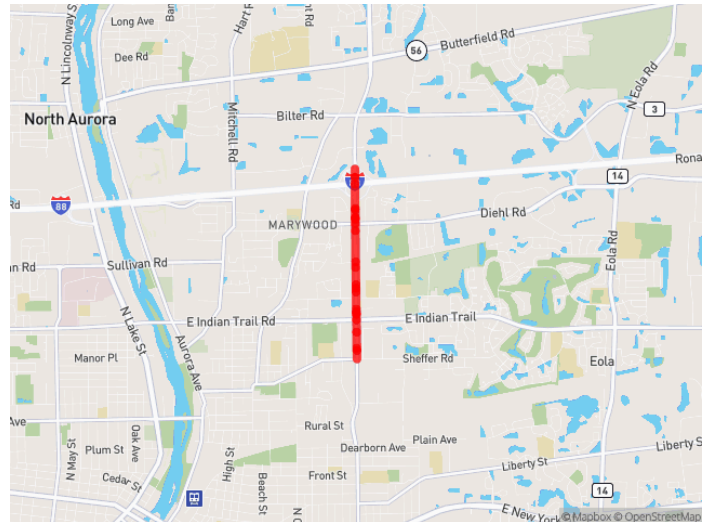
**Current Change Reason:** Schedule / Funding / Scope- Update Phase(s) placed in Advance Construction status - Add, delete, or change fund sources

**Project Changes:** Plan Revision Name changed from "26-05.1 (Admin FHWA)" to "26-06.1 (Admin FHWA)"

## 09-22-0044 - Farnsworth Avenue Traffic Signal Modernization / Resurfacing (I-88 WB Ramps to Sheffer Rd)

Traffic signal modernization (constructing safety improvements such as flashing yellow arrows and high visibility backplates) at 6 intersections, and resurfacing of a portion of the corridor. Project also includes installing bus stop pads between the sidewalk and the curb to improve accessibility to public transit for City residents and converting sidewalk to shared-use path.

<b>TIP Document:</b>	26-06.1 (Admin FHWA)
<b>Project Type:</b>	Road Modernization
<b>Air Quality:</b>	Not Required
<b>Open to Traffic Year:</b>	2028
<b>Lead Agency:</b>	Kane/Kendall Council
<b>Lead Contact:</b>	-
<b>Project Website:</b>	-
<b>County:</b>	Kane
<b>Municipality:</b>	Aurora
<b>Major CMAP Programs:</b>	CMQAQ, STP - Local



Phase	Fund Source	F. Section ID	Prior	FY2026	FY2027	FY2028	FY2029	FY2030	Future	Total
Engineering I	Local Funds	N/A	\$349,000	\$0	\$0	\$0	\$0	\$0	\$0	\$349,000
Total Engineering I		-	\$349,000	\$0	\$0	\$0	\$0	\$0	\$0	\$349,000
Engineering II	Local Funds	N/A	\$0	\$436,000	\$0	\$0	\$0	\$0	\$0	\$436,000
Total Engineering II		-	\$0	\$436,000	\$0	\$0	\$0	\$0	\$0	\$436,000
Right of Way	Local Funds	N/A	\$0	\$239,000	\$0	\$0	\$0	\$0	\$0	\$239,000
Total Right of Way		-	\$0	\$239,000	\$0	\$0	\$0	\$0	\$0	\$239,000
Construction	CMQAQ	Bicycle Facility CMAQ, Traffic Signals CMAQ	\$0	\$0	\$0	\$0	\$1,164,800	\$0	\$0	\$1,164,800
Construction	Local Funds	Bicycle Facility CMAQ, N/A, Traffic Signals CMAQ	\$0	\$0	\$625,000	\$0	\$291,200	\$0	\$0	\$916,200
Construction	STP - Locally Prgmd	N/A	\$0	\$0	\$2,500,000	\$0	\$0	\$0	\$0	\$2,500,000
Total Construction		-	\$0	\$0	\$3,125,000	\$0	\$1,456,000	\$0	\$0	\$4,581,000
Construction Engineering	CMQAQ	Bicycle Facility CMAQ, Traffic Signals CMAQ	\$0	\$0	\$0	\$0	\$522,400	\$0	\$0	\$522,400
Construction Engineering	Local Funds	Bicycle Facility CMAQ, Traffic Signals CMAQ	\$0	\$0	\$0	\$0	\$130,600	\$0	\$0	\$130,600
Total Construction Engineering		-	\$0	\$0	\$0	\$0	\$653,000	\$0	\$0	\$653,000
Total Prior Costs		-	\$349,000	\$0	\$0	\$0	\$0	\$0	\$0	\$349,000
Total Programmed		-	\$349,000	\$675,000	\$3,125,000	\$0	\$2,109,000	\$0	\$0	\$6,258,000

## Previously Approved Amendment 09-22-0044 - Farnsworth Avenue Traffic Signal Modernization / Resurfacing (I-88 WB Ramps to Sheffer Rd)

Traffic signal modernization (constructing safety improvements such as flashing yellow arrows and high visibility backplates) at 5 intersections, and resurfacing of a portion of the corridor. Project also includes installing bus stop pads between the sidewalk and the curb to improve accessibility to public transit for City residents and converting sidewalk to shared-use path.

<b>TIP Document:</b>	26-04.1 (Admin FHWA)
<b>Project Type:</b>	Road Modernization
<b>Air Quality:</b>	-
<b>Open to Traffic Year:</b>	-
<b>Lead Agency:</b>	Kane/Kendall Council
<b>Lead Contact:</b>	-
<b>Project Website:</b>	-

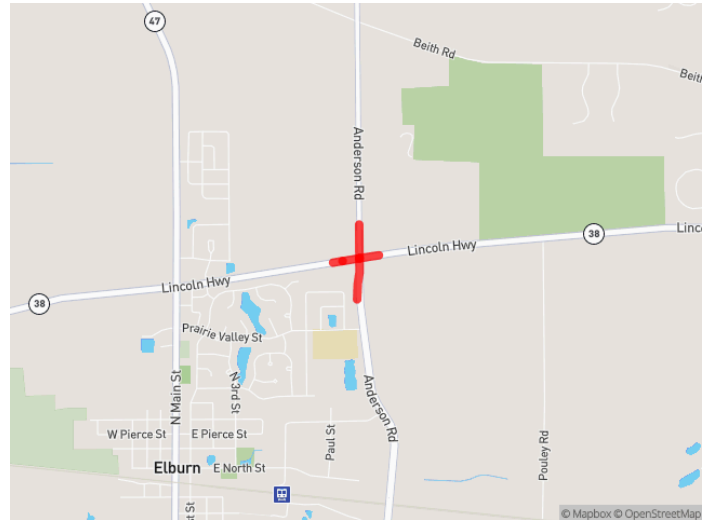
County:	Kane
Municipality:	Aurora
Major CMAP Programs:	-

Phase	Fund Source	F. Section ID	Prior	FY2026	FY2027	FY2028	FY2029	FY2030	Future	Total
Engineering I	Local Funds	N/A	\$349,000	\$0	\$0	\$0	\$0	\$0	\$0	\$349,000
Total Engineering I		-	\$349,000	\$0	\$0	\$0	\$0	\$0	\$0	\$349,000
Engineering II	Local Funds	N/A	\$0	\$436,000	\$0	\$0	\$0	\$0	\$0	\$436,000
Total Engineering II		-	\$0	\$436,000	\$0	\$0	\$0	\$0	\$0	\$436,000
Right of Way	Local Funds	N/A	\$0	\$239,000	\$0	\$0	\$0	\$0	\$0	\$239,000
Total Right of Way		-	\$0	\$239,000	\$0	\$0	\$0	\$0	\$0	\$239,000
Construction	CMAQ	Traffic Signals CMAQ, Bicycle Facility CMAQ	\$0	\$0	\$0	\$0	\$1,164,800	\$0	\$0	\$1,164,800
Construction	Local Funds	N/A, Bicycle Facility CMAQ, Traffic Signals CMAQ	\$0	\$0	\$625,000	\$0	\$291,200	\$0	\$0	\$916,200
Construction	STP - Locally Prgmd	N/A	\$0	\$0	\$2,500,000	\$0	\$0	\$0	\$0	\$2,500,000
Total Construction		-	\$0	\$0	\$3,125,000	\$0	\$1,456,000	\$0	\$0	\$4,581,000
Construction Engineering	CMAQ	Traffic Signals CMAQ, Bicycle Facility CMAQ	\$0	\$0	\$0	\$0	\$522,400	\$0	\$0	\$522,400
Construction Engineering	Local Funds	Bicycle Facility CMAQ, Traffic Signals CMAQ	\$0	\$0	\$0	\$0	\$130,600	\$0	\$0	\$130,600
Total Construction Engineering		-	\$0	\$0	\$0	\$0	\$653,000	\$0	\$0	\$653,000
Total Prior Costs		-	\$349,000	\$0	\$0	\$0	\$0	\$0	\$0	\$349,000
Total Programmed		-	\$349,000	\$675,000	\$3,125,000	\$0	\$2,109,000	\$0	\$0	\$6,258,000
<b>Current Change Reason:</b>	Schedule / Funding / Scope- Update Clarification of location with no physical change - Update target letting/authorization									
<b>Project Changes:</b>	Description changed from "Traffic signal modernization (constructing safety improvements such as flashing yellow arrows and high visibility backplates) at 5 intersections, and resurfacing of a portion of the corridor. Project also includes installing bus stop pads between the sidewalk and the curb to improve accessibility to public transit for City residents and converting sidewalk to shared-use path." to "Traffic signal modernization (constructing safety improvements such as flashing yellow arrows and high visibility backplates) at 6 intersections, and resurfacing of a portion of the corridor. Project also includes installing bus stop pads between the sidewalk and the curb to improve accessibility to public transit for City residents and converting sidewalk to shared-use path."									
<b>Project Changes:</b>	Plan Revision Name changed from "26-04.1 (Admin FHWA)" to "26-06.1 (Admin FHWA)"									
<b>Target Federal Authorizations and Construction Letting Changes:</b>										
<b>Target Federal Authorizations and Construction Letting Changes:</b>	MTH/QTR has changed from JAN to JUN									

## 09-22-0057 - IL Route 38 & Anderson Road Intersection Improvements

Installation of a traffic signal and widening work for a dedicated left turn lane on both the south and north approaches. Also includes provisions for future pedestrian crossings at the intersection.

<b>TIP Document:</b>	26-06.1 (Admin FHWA)
<b>Project Type:</b>	Intersection/Interchange Improvements
<b>Air Quality:</b>	Conformed
<b>Open to Traffic Year:</b>	2028
<b>Lead Agency:</b>	Kane/Kendall Council
<b>Lead Contact:</b>	-
<b>Project Website:</b>	-
<b>County:</b>	Kane
<b>Municipality:</b>	Elburn
<b>Major CMAP Programs:</b>	STP - Local



Phase	Fund Source	F. Section ID	Prior	FY2026	FY2027	FY2028	FY2029	FY2030	Future	Total
Engineering I	IL Funds	-	\$137,214	\$0	\$0	\$0	\$0	\$0	\$0	\$137,214
Engineering I	Local Funds	N/A	\$137,214	\$0	\$0	\$0	\$0	\$0	\$0	\$137,214
Total Engineering I		-	\$274,428	\$0	\$0	\$0	\$0	\$0	\$0	\$274,428
Engineering II	Econ Dev Pgm	-	\$46,140	\$0	\$0	\$0	\$0	\$0	\$0	\$46,140
Engineering II	IL Funds	-	\$131,895	\$0	\$0	\$0	\$0	\$0	\$0	\$131,895
Engineering II	Local Funds	N/A	\$0	\$131,895	\$0	\$0	\$0	\$0	\$0	\$131,895
Total Engineering II		-	\$178,035	\$131,895	\$0	\$0	\$0	\$0	\$0	\$309,930
Right of Way	IL Funds	-	\$0	\$30,000	\$0	\$0	\$0	\$0	\$0	\$30,000
Right of Way	Local Funds	N/A	\$0	\$30,000	\$0	\$0	\$0	\$0	\$0	\$30,000
Total Right of Way		-	\$0	\$60,000	\$0	\$0	\$0	\$0	\$0	\$60,000
Construction	Econ Dev Pgm	-	\$0	\$0	\$328,860	\$0	\$0	\$0	\$0	\$328,860
Construction	IL Funds	-	\$0	\$0	\$398,333	\$0	\$0	\$0	\$0	\$398,333
Construction	Local Funds	N/A	\$0	\$0	\$398,333	\$0	\$0	\$0	\$0	\$398,333
Construction	STP - Locally Prgmd	N/A	\$0	\$0	\$1,631,775	\$0	\$0	\$0	\$0	\$1,631,775
Total Construction		-	\$0	\$0	\$2,757,301	\$0	\$0	\$0	\$0	\$2,757,301
Construction Engineering	IL Funds	-	\$0	\$0	\$165,450	\$0	\$0	\$0	\$0	\$165,450
Construction Engineering	Local Funds	N/A	\$0	\$0	\$165,450	\$0	\$0	\$0	\$0	\$165,450
Total Construction Engineering		-	\$0	\$0	\$330,900	\$0	\$0	\$0	\$0	\$330,900
Total Prior Costs		-	\$452,463	\$0	\$0	\$0	\$0	\$0	\$0	\$452,463
Total Programmed		-	\$452,463	\$191,895	\$3,088,201	\$0	\$0	\$0	\$0	\$3,732,559

### Previously Approved Amendment 09-22-0057 - IL Route 38 & Anderson Road Intersection Improvements

The proposed IL Route 38 and Anderson Road intersection improvements include the installation of a traffic signal, along with intersection and roadway widening for the installation of a dedicated left turn lane on the south approach and a dedicated left turn lane on the north approach. Also included in the project are provisions for future pedestrian crossings at the intersection. (Project requires conformity determination. Phase 2 Engineering and ROW targeting FFY 2026, Construction targeting FFY 2027.)

<b>TIP Document:</b>	26-05.1 (Admin FHWA)
<b>Project Type:</b>	Intersection/Interchange Improvements
<b>Air Quality:</b>	-

Open to Traffic Year:	-
Lead Agency:	Kane/Kendall Council
Lead Contact:	-
Project Website:	-
County:	Kane
Municipality:	Elburn
Major CMAP Programs:	-

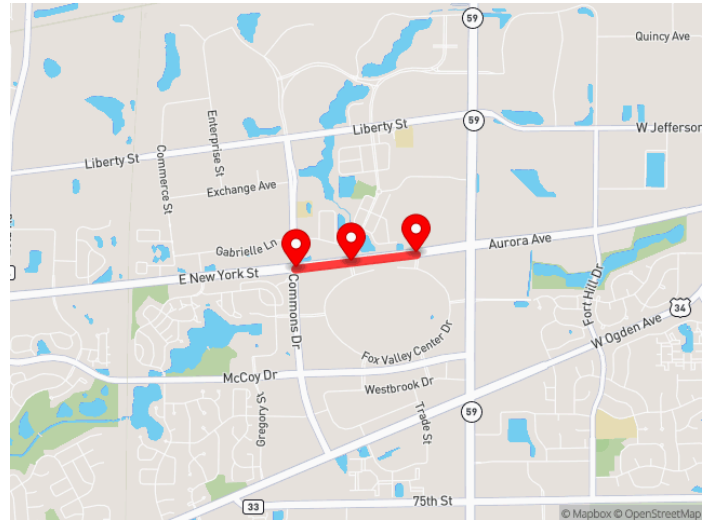
Phase	Fund Source	F. Section ID	Prior	FY2026	FY2027	FY2028	FY2029	FY2030	Future	Total
Engineering I	Local Funds	N/A	\$274,428	\$0	\$0	\$0	\$0	\$0	\$0	\$274,428
Total Engineering I		-	\$274,428	\$0	\$0	\$0	\$0	\$0	\$0	\$274,428
Engineering II	Local Funds	N/A	\$309,929	\$0	\$0	\$0	\$0	\$0	\$0	\$309,929
Total Engineering II		-	\$309,929	\$0	\$0	\$0	\$0	\$0	\$0	\$309,929
Right of Way	Local Funds	N/A	\$60,000	\$0	\$0	\$0	\$0	\$0	\$0	\$60,000
Total Right of Way		-	\$60,000	\$0	\$0	\$0	\$0	\$0	\$0	\$60,000
Construction	Local Funds	N/A, Local Overmatch	\$0	\$0	\$1,125,525	\$0	\$0	\$0	\$0	\$1,125,525
Construction	STP - Locally Prgmd	N/A	\$0	\$0	\$1,631,775	\$0	\$0	\$0	\$0	\$1,631,775
Total Construction		-	\$0	\$0	\$2,757,300	\$0	\$0	\$0	\$0	\$2,757,300
Construction Engineering	Local Funds	N/A	\$0	\$0	\$330,900	\$0	\$0	\$0	\$0	\$330,900
Total Construction Engineering		-	\$0	\$0	\$330,900	\$0	\$0	\$0	\$0	\$330,900
Total Prior Costs		-	\$644,357	\$0	\$0	\$0	\$0	\$0	\$0	\$644,357
Total Programmed		-	\$644,357	\$0	\$3,088,200	\$0	\$0	\$0	\$0	\$3,732,557

<b>Current Change Reason:</b>	Schedule / Funding / Scope- Update Add, delete, or change fund sources
<b>Project Changes:</b>	Description changed from "The proposed IL Route 38 and Anderson Road intersection improvements include the installation of a traffic signal, along with intersection and roadway widening for the installation of a dedicated left turn lane on the south approach and a dedicated left turn lane on the north approach. Also included in the project are provisions for future pedestrian crossings at the int(Project requires conformity determination. Phase 2 Engineering and ROW targeting FFY 2026, Construction targeting FFY 2027.)" to "Installation of a traffic signal and widening work for a dedicated left turn lane on both the south and north approaches. Also includes provisions for future pedestrian crossings at the intersection."
<b>Project Changes:</b>	Plan Revision Name changed from "26-05.1 (Admin FHWA)" to "26-06.1 (Admin FHWA)"
<b>Project Changes:</b>	Internal Notes changed from "STP-L at 53% (partially funded)." to "STP-L at 53% (partially funded). Scope updated according to RP Feb 2026 FHWA coordination meeting notes and project can be updated to exempt next cycle as it is not an add lanes project (only add lanes at intersection). 5/11/2026 JMM"

## 09-23-0001 - New York St Corridor from Commons Dr to Entrance 6

Safety improvements and enhancements to the New York St Corridor from Commons Dr to Entrance 6 including addition of turn lanes, signal upgrades, median work, ADA ramps, other safety improvements, and associated work.

<b>TIP Document:</b>	26-06.1 (Admin FHWA)
<b>Project Type:</b>	Road Modernization
<b>Air Quality:</b>	Not Required
<b>Open to Traffic Year:</b>	2028
<b>Lead Agency:</b>	Kane/Kendall Council
<b>Lead Contact:</b>	-
<b>Project Website:</b>	-
<b>County:</b>	DuPage
<b>Municipality:</b>	Aurora
<b>Major CMAP Programs:</b>	-



Phase	Fund Source	F. Section ID	Prior	FY2026	FY2027	FY2028	FY2029	FY2030	Future	Total
Engineering I	Hwy Safety Improve Pgm	-	\$126,000	\$0	\$0	\$0	\$0	\$0	\$0	\$126,000
Engineering I	Local Funds	-	\$67,755	\$0	\$0	\$0	\$0	\$0	\$0	\$67,755
Total Engineering I		-	\$193,755	\$0	\$0	\$0	\$0	\$0	\$0	\$193,755
Engineering II	Hwy Safety Improve Pgm	-	\$0	\$316,370	\$0	\$0	\$0	\$0	\$0	\$316,370
Engineering II	Local Funds	-	\$0	\$35,153	\$0	\$0	\$0	\$0	\$0	\$35,153
Total Engineering II		-	\$0	\$351,523	\$0	\$0	\$0	\$0	\$0	\$351,523
Construction	Hwy Safety Improve Pgm	-	\$0	\$0	\$1,740,530	\$0	\$0	\$0	\$0	\$1,740,530
Construction	Local Funds	LOCAL OVERMATCH	\$0	\$0	\$513,070	\$0	\$0	\$0	\$0	\$513,070
Total Construction		-	\$0	\$0	\$2,253,600	\$0	\$0	\$0	\$0	\$2,253,600
Construction Engineering	Hwy Safety Improve Pgm	-	\$0	\$0	\$190,500	\$0	\$0	\$0	\$0	\$190,500
Construction Engineering	Local Funds	-	\$0	\$0	\$21,100	\$0	\$0	\$0	\$0	\$21,100
Total Construction Engineering		-	\$0	\$0	\$211,600	\$0	\$0	\$0	\$0	\$211,600
Total Prior Costs		-	\$193,755	\$0	\$0	\$0	\$0	\$0	\$0	\$193,755
Total Programmed		-	\$193,755	\$351,523	\$2,465,200	\$0	\$0	\$0	\$0	\$3,010,478

## Previously Approved Amendment 09-23-0001 - New York St Corridor from Commons Dr to Entrance 6

Safety improvements and enhancements to the New York St Corridor from Commons Dr to Entrance 6 including addition of turn lanes, signal upgrades, median work, ADA ramps, other safety improvements, and associated work.

<b>TIP Document:</b>	26-05.1 (Admin FHWA)
<b>Project Type:</b>	Road Modernization
<b>Air Quality:</b>	-
<b>Open to Traffic Year:</b>	-
<b>Lead Agency:</b>	Kane/Kendall Council
<b>Lead Contact:</b>	-
<b>Project Website:</b>	-
<b>County:</b>	DuPage
<b>Municipality:</b>	Aurora
<b>Major CMAP Programs:</b>	-

Phase	Fund Source	F. Section ID	Prior	FY2026	FY2027	FY2028	FY2029	FY2030	Future	Total
Engineering I	Hwy Safety Improve Pgm	-	\$126,000	\$0	\$0	\$0	\$0	\$0	\$0	\$126,000
Engineering I	Local Funds	-	\$67,755	\$0	\$0	\$0	\$0	\$0	\$0	\$67,755
Total Engineering I		-	\$193,755	\$0	\$0	\$0	\$0	\$0	\$0	\$193,755
Engineering II	Hwy Safety Improve Pgm	-	\$0	\$311,130	\$0	\$0	\$0	\$0	\$0	\$311,130
Engineering II	Local Funds	-	\$0	\$34,571	\$0	\$0	\$0	\$0	\$0	\$34,571
Total Engineering II		-	\$0	\$345,701	\$0	\$0	\$0	\$0	\$0	\$345,701
Construction	Hwy Safety Improve Pgm	-	\$0	\$0	\$1,745,770	\$0	\$0	\$0	\$0	\$1,745,770
Construction	Local Funds	LOCAL OVERMATCH	\$0	\$0	\$507,830	\$0	\$0	\$0	\$0	\$507,830
Total Construction		-	\$0	\$0	\$2,253,600	\$0	\$0	\$0	\$0	\$2,253,600
Construction Engineering	Hwy Safety Improve Pgm	-	\$0	\$0	\$190,500	\$0	\$0	\$0	\$0	\$190,500
Construction Engineering	Local Funds	-	\$0	\$0	\$21,100	\$0	\$0	\$0	\$0	\$21,100
Total Construction Engineering		-	\$0	\$0	\$211,600	\$0	\$0	\$0	\$0	\$211,600
Total Prior Costs		-	\$193,755	\$0	\$0	\$0	\$0	\$0	\$0	\$193,755
Total Programmed		-	\$193,755	\$345,701	\$2,465,200	\$0	\$0	\$0	\$0	\$3,004,656
<b>Current Change Reason:</b>	Schedule / Funding / Scope- Update Cost change due to availability of 30% design, moving funds from CON to Ph2 due to cost change									
<b>Project Changes:</b>	Plan Revision Name changed from "26-05.1 (Admin FHWA)" to "26-06.1 (Admin FHWA)"									



Phase	Fund Source	F. Section ID	Prior	FY2026	FY2027	FY2028	FY2029	FY2030	Future	Total
Total Engineering I		-	\$124,733	\$0	\$0	\$0	\$0	\$0	\$0	\$124,733
Engineering II	Local Funds	-	\$125,000	\$0	\$0	\$0	\$0	\$0	\$0	\$125,000
Total Engineering II		-	\$125,000	\$0	\$0	\$0	\$0	\$0	\$0	\$125,000
Construction	Local Funds	LOCAL OVERMATCH	\$0	\$383,048	\$0	\$0	\$0	\$0	\$0	\$383,048
Construction	Safe Routes to School	-	\$0	\$666,952	\$0	\$0	\$0	\$0	\$0	\$666,952
Total Construction		-	\$0	\$1,050,000	\$0	\$0	\$0	\$0	\$0	\$1,050,000
Construction Engineering	Local Funds	LOCAL OVERMATCH	\$0	\$56,683	\$0	\$0	\$0	\$0	\$0	\$56,683
Construction Engineering	Safe Routes to School	-	\$0	\$77,336	\$0	\$0	\$0	\$0	\$0	\$77,336
Total Construction Engineering		-	\$0	\$134,019	\$0	\$0	\$0	\$0	\$0	\$134,019
Total Prior Costs		-	\$249,733	\$0	\$0	\$0	\$0	\$0	\$0	\$249,733
Total Programmed		-	\$249,733	\$1,184,019	\$0	\$0	\$0	\$0	\$0	\$1,433,752
<b>Current Change Reason:</b>		Schedule / Funding / Scope- Update Project phase(s) moved to later year(s) due to earlier phase(s) delays								
<b>Project Changes:</b>		Plan Revision Name changed from "26-05.1 (Admin FHWA)" to "26-06.1 (Admin FHWA)"								
<b>Target Federal Authorizations and Construction Letting Changes:</b>										
<b>Target Federal Authorizations and Construction Letting Changes:</b>		MTH/QTR has changed from JUN to JUL								

## 09-23-0017 - III 25 - Golfview Rd to III 72 (Higgins Rd)

Traffic Signal Installation, Signal Timing/Progression

<b>TIP Document:</b>	26-06.1 (Admin FHWA)
<b>Project Type:</b>	Road Signals & Signs
<b>Air Quality:</b>	Conformed
<b>Open to Traffic Year:</b>	2028
<b>Lead Agency:</b>	IDOT D1 Hwys
<b>Lead Contact:</b>	-
<b>Project Website:</b>	-
<b>County:</b>	Kane
<b>Municipality:</b>	Carpentersville, East Dundee
<b>Major CMAP Programs:</b>	CMAQ



Phase	Fund Source	F. Section ID	Prior	FY2026	FY2027	FY2028	FY2029	FY2030	Future	Total
Construction	CMAQ	-	\$0	\$340,000	\$0	\$0	\$0	\$0	\$0	\$340,000
Construction	IL Funds	-	\$0	\$85,001	\$0	\$0	\$0	\$0	\$0	\$85,001
Total Construction		-	\$0	\$425,001	\$0	\$0	\$0	\$0	\$0	\$425,001
Total Programmed		-	\$0	\$425,001	\$0	\$0	\$0	\$0	\$0	\$425,001

## Previously Approved Amendment 09-23-0017 - III 25 - Golfview Rd to III 72 (Higgins Rd)

Traffic Signal Installation, Signal Timing/Progression

<b>TIP Document:</b>	26-00 (Adoption)
<b>Project Type:</b>	Road Signals & Signs
<b>Air Quality:</b>	-
<b>Open to Traffic Year:</b>	-
<b>Lead Agency:</b>	IDOT D1 Hwys
<b>Lead Contact:</b>	-
<b>Project Website:</b>	-
<b>County:</b>	Kane
<b>Municipality:</b>	Carpentersville, East Dundee
<b>Major CMAP Programs:</b>	-

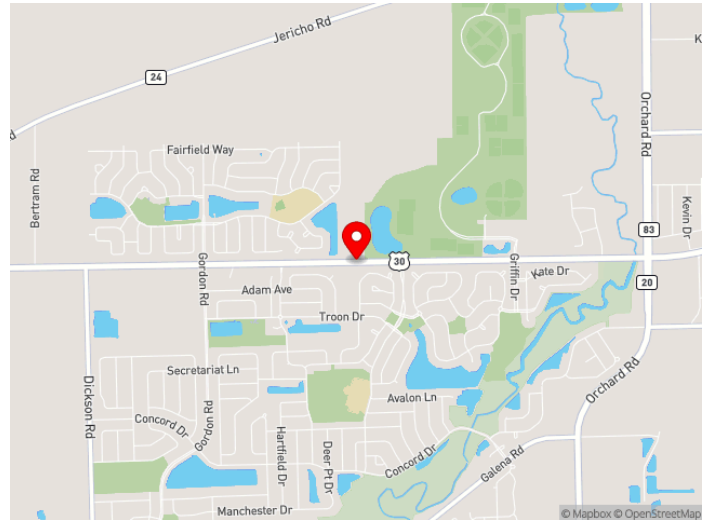
Phase	Fund Source	F. Section ID	Prior	FY2026	FY2027	FY2028	FY2029	FY2030	Future	Total
Construction	CMAQ	-	\$0	\$340,000	\$0	\$0	\$0	\$0	\$0	\$340,000
Construction	IL Funds	-	\$0	\$85,000	\$0	\$0	\$0	\$0	\$0	\$85,000
Total Construction		-	\$0	\$425,000	\$0	\$0	\$0	\$0	\$0	\$425,000
Total Programmed		-	\$0	\$425,000	\$0	\$0	\$0	\$0	\$0	\$425,000

<b>Current Change Reason:</b>	Schedule / Funding / Scope- Update Phase(s) converted from Advance Construction status - Phase(s) placed in Advance Construction status, Federal project SMFN462 involves 4 TIP projects (09-23-0015, 09-23-0017, 10-23-0015, 10-23-0018). There was a partial conversion of AC CMAQ funds which was place on 09-23-0017. due to AC and ACCP
<b>Project Changes:</b>	Plan Revision Name changed from "26-00 (Adoption)" to "26-06.1 (Admin FHWA)"

## 09-23-0028 - US Route 30 Pedestrian Bridge and Shared Use Path

Approximately .35 miles of 10' shared-use path and above-grade pedestrian bridge over US Route 30. The project will also construct a sidewalk from the proposed shared-use path to Rebecca Circle.

<b>TIP Document:</b>	26-06.1 (Admin FHWA)
<b>Project Type:</b>	Bicycle & Pedestrian
<b>Air Quality:</b>	Not Required
<b>Open to Traffic Year:</b>	2027
<b>Lead Agency:</b>	Kane/Kendall Council
<b>Lead Contact:</b>	-
<b>Project Website:</b>	-
<b>County:</b>	Kane, Kendall
<b>Municipality:</b>	Montgomery
<b>Major CMAP Programs:</b>	-



Phase	Fund Source	F. Section ID	Prior	FY2026	FY2027	FY2028	FY2029	FY2030	Future	Total
Engineering I	Local Funds	-	\$275,000	\$0	\$0	\$0	\$0	\$0	\$0	\$275,000
Total Engineering I		-	\$275,000	\$0	\$0	\$0	\$0	\$0	\$0	\$275,000
Engineering II	Local Funds	-	\$0	\$50,947	\$0	\$0	\$0	\$0	\$0	\$50,947
Engineering II	TAP - State ITEP (Fed)	-	\$0	\$203,787	\$0	\$0	\$0	\$0	\$0	\$203,787
Total Engineering II		-	\$0	\$254,734	\$0	\$0	\$0	\$0	\$0	\$254,734
Right of Way	Local Funds	-	\$0	\$200,000	\$0	\$0	\$0	\$0	\$0	\$200,000
Total Right of Way		-	\$0	\$200,000	\$0	\$0	\$0	\$0	\$0	\$200,000
Construction	Local Funds	LOCAL OVERMATCH	\$0	\$0	\$2,242,600	\$0	\$0	\$0	\$0	\$2,242,600
Construction	TAP - State ITEP (Fed)	-	\$0	\$0	\$2,332,400	\$0	\$0	\$0	\$0	\$2,332,400
Total Construction		-	\$0	\$0	\$4,575,000	\$0	\$0	\$0	\$0	\$4,575,000
Construction Engineering	Local Funds	-	\$0	\$0	\$62,472	\$0	\$0	\$0	\$0	\$62,472
Construction Engineering	TAP - State ITEP (Fed)	-	\$0	\$0	\$249,888	\$0	\$0	\$0	\$0	\$249,888
Total Construction Engineering		-	\$0	\$0	\$312,360	\$0	\$0	\$0	\$0	\$312,360
Total Prior Costs		-	\$275,000	\$0	\$0	\$0	\$0	\$0	\$0	\$275,000
Total Programmed		-	\$275,000	\$454,734	\$4,887,360	\$0	\$0	\$0	\$0	\$5,617,094

### Previously Approved Amendment 09-23-0028 - US Route 30 Pedestrian Bridge and Shared Use Path

Approximately .35 miles of 10' shared-use path and above-grade pedestrian bridge over US Route 30. The project will also construct a sidewalk from the proposed shared-use path to Rebecca Circle.

TIP Document:	26-05.1 (Admin FHWA)
Project Type:	Bicycle & Pedestrian
Air Quality:	-
Open to Traffic Year:	-
Lead Agency:	Kane/Kendall Council
Lead Contact:	-
Project Website:	-
County:	Kane, Kendall
Municipality:	Montgomery
Major CMAP Programs:	-

Phase	Fund Source	F. Section ID	Prior	FY2026	FY2027	FY2028	FY2029	FY2030	Future	Total
Engineering I	Local Funds	-	\$275,000	\$0	\$0	\$0	\$0	\$0	\$0	\$275,000
Total Engineering I		-	\$275,000	\$0	\$0	\$0	\$0	\$0	\$0	\$275,000
Engineering II	Local Funds	-	\$0	\$52,947	\$0	\$0	\$0	\$0	\$0	\$52,947
Engineering II	TAP - State ITEP (Fed)	-	\$0	\$203,787	\$0	\$0	\$0	\$0	\$0	\$203,787
Total Engineering II		-	\$0	\$256,734	\$0	\$0	\$0	\$0	\$0	\$256,734
Right of Way	Local Funds	-	\$0	\$200,000	\$0	\$0	\$0	\$0	\$0	\$200,000
Total Right of Way		-	\$0	\$200,000	\$0	\$0	\$0	\$0	\$0	\$200,000
Construction	Local Funds	LOCAL OVERMATCH	\$0	\$0	\$2,492,600	\$0	\$0	\$0	\$0	\$2,492,600
Construction	TAP - State ITEP (Fed)	-	\$0	\$0	\$2,082,400	\$0	\$0	\$0	\$0	\$2,082,400
Total Construction		-	\$0	\$0	\$4,575,000	\$0	\$0	\$0	\$0	\$4,575,000
Construction Engineering	Local Funds	-	\$0	\$0	\$62,472	\$0	\$0	\$0	\$0	\$62,472
Construction Engineering	TAP - State ITEP (Fed)	-	\$0	\$0	\$249,888	\$0	\$0	\$0	\$0	\$249,888
Total Construction Engineering		-	\$0	\$0	\$312,360	\$0	\$0	\$0	\$0	\$312,360
Total Prior Costs		-	\$275,000	\$0	\$0	\$0	\$0	\$0	\$0	\$275,000
Total Programmed		-	\$275,000	\$456,734	\$4,887,360	\$0	\$0	\$0	\$0	\$5,619,094
Current Change Reason:	Schedule / Funding / Scope- Update Project phase(s) moved to later year(s) due to earlier phase(s) delays									
Project Changes:	Plan Revision Name changed from "26-05.1 (Admin FHWA)" to "26-06.1 (Admin FHWA)"									
Target Federal Authorizations and Construction Letting Changes:										
Target Federal Authorizations and Construction Letting Changes:	MTH/QTR has changed from AUG to JUN									
Target Federal Authorizations and Construction Letting Changes:	Year has changed from 2025 to 2026									
Target Federal Authorizations and Construction Letting Changes:	MTH/QTR has changed from AUG to JUN									
Target Federal Authorizations and Construction Letting Changes:	Year has changed from 2025 to 2026									



Phase	Fund Source	F. Section ID	Prior	FY2026	FY2027	FY2028	FY2029	FY2030	Future	Total
Total Engineering II		-	\$50,000	\$0	\$0	\$0	\$0	\$0	\$0	\$50,000
Construction	Local Funds	STP-L PUR	\$0	\$208,093	\$0	\$0	\$0	\$0	\$0	\$208,093
Construction	STP - Regional Redistribution	STP-L PUR	\$0	\$624,279	\$0	\$0	\$0	\$0	\$0	\$624,279
Total Construction		-	\$0	\$832,372	\$0	\$0	\$0	\$0	\$0	\$832,372
Construction Engineering	Local Funds	STP-L PUR	\$0	\$20,750	\$0	\$0	\$0	\$0	\$0	\$20,750
Construction Engineering	STP - Regional Redistribution	STP-L PUR	\$0	\$62,250	\$0	\$0	\$0	\$0	\$0	\$62,250
Total Construction Engineering		-	\$0	\$83,000	\$0	\$0	\$0	\$0	\$0	\$83,000
Total Prior Costs		-	\$100,000	\$0	\$0	\$0	\$0	\$0	\$0	\$100,000
Total Programmed		-	\$100,000	\$915,372	\$0	\$0	\$0	\$0	\$0	\$1,015,372
<b>Current Change Reason:</b>	Schedule / Funding / Scope- Update Phase(s) placed in Advance Construction status - Add, delete, or change fund sources									
<b>Project Changes:</b>	Plan Revision Name changed from "26-04.1 (Admin FHWA)" to "26-06.1 (Admin FHWA)"									
<b>Project Changes:</b>	Conformity Status changed from "None" to "Not Required"									

## 09-24-0055 - Hubbard Avenue Reconstruction from Kirk Road to Pierson Drive

Reconstruction of Hubbard Avenue from Kirk Road to Pierson Drive, including continuous sidewalk on one side and a multi-use bike path on the other side and railroad crossing improvements.

<b>TIP Document:</b>	26-06.1 (Admin FHWA)
<b>Project Type:</b>	Road Modernization
<b>Air Quality:</b>	Not Required
<b>Open to Traffic Year:</b>	2030
<b>Lead Agency:</b>	Kane/Kendall Council
<b>Lead Contact:</b>	-
<b>Project Website:</b>	-
<b>County:</b>	Kane
<b>Municipality:</b>	Batavia
<b>Major CMAP Programs:</b>	STP - Local



Phase	Fund Source	F. Section ID	Prior	FY2026	FY2027	FY2028	FY2029	FY2030	Future	Total
Engineering I	Local Funds	N/A	\$0	\$383,514	\$0	\$0	\$0	\$0	\$0	\$383,514
Total Engineering I		-	\$0	\$383,514	\$0	\$0	\$0	\$0	\$0	\$383,514
Engineering II	Local Funds	N/A	\$0	\$0	\$191,757	\$0	\$0	\$0	\$0	\$191,757
Total Engineering II		-	\$0	\$0	\$191,757	\$0	\$0	\$0	\$0	\$191,757
Construction	Local Funds	N/A, Local Overmatch	\$0	\$0	\$0	\$0	\$639,190	\$0	\$0	\$639,190
Construction	STP - Locally Prgmd	N/A	\$0	\$0	\$0	\$0	\$1,917,570	\$0	\$0	\$1,917,570
Total Construction		-	\$0	\$0	\$0	\$0	\$2,556,760	\$0	\$0	\$2,556,760
Construction Engineering	Local Funds	N/A, Local Overmatch	\$0	\$0	\$0	\$0	\$127,838	\$0	\$0	\$127,838
Construction Engineering	STP - Locally Prgmd	N/A	\$0	\$0	\$0	\$0	\$383,514	\$0	\$0	\$383,514
Total Construction Engineering		-	\$0	\$0	\$0	\$0	\$511,352	\$0	\$0	\$511,352
Total Programmed		-	\$0	\$383,514	\$191,757	\$0	\$3,068,112	\$0	\$0	\$3,643,383

## Previously Approved Amendment 09-24-0055 - Hubbard Avenue Reconstruction from Kirk Road to Pierson Drive

Reconstruction of Hubbard Avenue from Kirk Road to Pierson Drive, including continuous sidewalk on one side and a multi-use bike path on the other side and railroad crossing improvements.

<b>TIP Document:</b>	26-05.1 (Admin FHWA)
<b>Project Type:</b>	Road Modernization
<b>Air Quality:</b>	-
<b>Open to Traffic Year:</b>	-
<b>Lead Agency:</b>	Kane/Kendall Council
<b>Lead Contact:</b>	-
<b>Project Website:</b>	-
<b>County:</b>	Kane
<b>Municipality:</b>	Batavia
<b>Major CMAP Programs:</b>	-

Phase	Fund Source	F. Section ID	Prior	FY2026	FY2027	FY2028	FY2029	FY2030	Future	Total
Engineering I	Local Funds	N/A	\$0	\$383,514	\$0	\$0	\$0	\$0	\$0	\$383,514
Total Engineering I		-	\$0	\$383,514	\$0	\$0	\$0	\$0	\$0	\$383,514

Phase	Fund Source	F. Section ID	Prior	FY2026	FY2027	FY2028	FY2029	FY2030	Future	Total
Engineering II	Local Funds	N/A	\$0	\$0	\$191,757	\$0	\$0	\$0	\$0	\$191,757
Total Engineering II		-	\$0	\$0	\$191,757	\$0	\$0	\$0	\$0	\$191,757
Construction	Local Funds	N/A, Local Overmatch	\$0	\$0	\$0	\$0	\$639,190	\$0	\$0	\$639,190
Construction	STP - Locally Prgmd	N/A	\$0	\$0	\$0	\$0	\$1,917,570	\$0	\$0	\$1,917,570
Total Construction		-	\$0	\$0	\$0	\$0	\$2,556,760	\$0	\$0	\$2,556,760
Construction Engineering	Local Funds	N/A, Local Overmatch	\$0	\$0	\$0	\$0	\$127,838	\$0	\$0	\$127,838
Construction Engineering	STP - Locally Prgmd	N/A	\$0	\$0	\$0	\$0	\$383,514	\$0	\$0	\$383,514
Total Construction Engineering		-	\$0	\$0	\$0	\$0	\$511,352	\$0	\$0	\$511,352
Total Programmed		-	\$0	\$383,514	\$191,757	\$0	\$3,068,112	\$0	\$0	\$3,643,383
<b>Current Change Reason:</b>	Schedule / Funding / Scope- Update Minor change to limits (<0.25 mi)									
<b>Project Changes:</b>	Plan Revision Name changed from "26-05.1 (Admin FHWA)" to "26-06.1 (Admin FHWA)"									



Phase	Fund Source	F. Section ID	Prior	FY2026	FY2027	FY2028	FY2029	FY2030	Future	Total
Construction	Local Funds	-	\$0	\$286,075	\$0	\$0	\$0	\$0	\$0	\$286,075
Construction	STP - Regional Redistribution	STP-L PUR	\$0	\$858,225	\$0	\$0	\$0	\$0	\$0	\$858,225
Total Construction		-	\$0	\$1,144,300	\$0	\$0	\$0	\$0	\$0	\$1,144,300
Construction Engineering	Local Funds	-	\$0	\$114,500	\$0	\$0	\$0	\$0	\$0	\$114,500
Total Construction Engineering		-	\$0	\$114,500	\$0	\$0	\$0	\$0	\$0	\$114,500
Total Prior Costs		-	\$50,000	\$0	\$0	\$0	\$0	\$0	\$0	\$50,000
Total Programmed		-	\$50,000	\$1,258,800	\$0	\$0	\$0	\$0	\$0	\$1,308,800
<b>Current Change Reason:</b>	Schedule / Funding / Scope- Update Phase(s) placed in Advance Construction status - Add, delete, or change fund sources									
<b>Project Changes:</b>	Plan Revision Name changed from "26-04.1 (Admin FHWA)" to "26-06.1 (Admin FHWA)"									

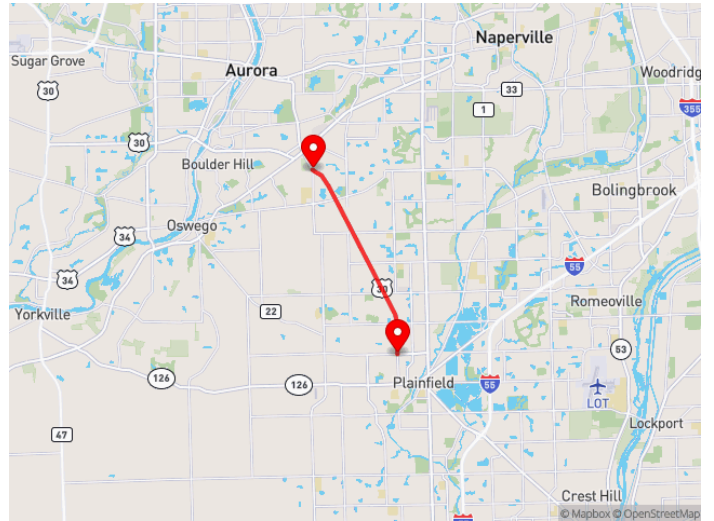


Phase	Fund Source	F. Section ID	Prior	FY2026	FY2027	FY2028	FY2029	FY2030	Future	Total
Engineering II	Local Funds	-	\$45,000	\$0	\$0	\$0	\$0	\$0	\$0	\$45,000
Total Engineering II		-	\$45,000	\$0	\$0	\$0	\$0	\$0	\$0	\$45,000
Construction	Local Funds	-	\$0	\$342,550	\$0	\$0	\$0	\$0	\$0	\$342,550
Construction	STP - Regional Redistribution	STP-L PUR	\$0	\$1,027,650	\$0	\$0	\$0	\$0	\$0	\$1,027,650
Total Construction		-	\$0	\$1,370,200	\$0	\$0	\$0	\$0	\$0	\$1,370,200
Construction Engineering	Local Funds	-	\$0	\$137,100	\$0	\$0	\$0	\$0	\$0	\$137,100
Total Construction Engineering		-	\$0	\$137,100	\$0	\$0	\$0	\$0	\$0	\$137,100
Total Prior Costs		-	\$50,000	\$0	\$0	\$0	\$0	\$0	\$0	\$50,000
Total Programmed		-	\$50,000	\$1,507,300	\$0	\$0	\$0	\$0	\$0	\$1,557,300
<b>Current Change Reason:</b>	Schedule / Funding / Scope- Update Phase(s) placed in Advance Construction status - Add, delete, or change fund sources									
<b>Project Changes:</b>	Plan Revision Name changed from "26-04.1 (Admin FHWA)" to "26-06.1 (Admin FHWA)"									

# 09-26-0083 - US 30 - Harvey Rd to 143rd St

Standard Overlay

<b>TIP Document:</b>	26-06.1 (Admin FHWA)
<b>Project Type:</b>	Road Maintenance
<b>Air Quality:</b>	Not Required
<b>Open to Traffic Year:</b>	TBD
<b>Lead Agency:</b>	IDOT D1 Hwys
<b>Lead Contact:</b>	-
<b>Project Website:</b>	-
<b>County:</b>	Kendall, Will
<b>Municipality:</b>	Oswego, Plainfield
<b>Major CMAP Programs:</b>	-



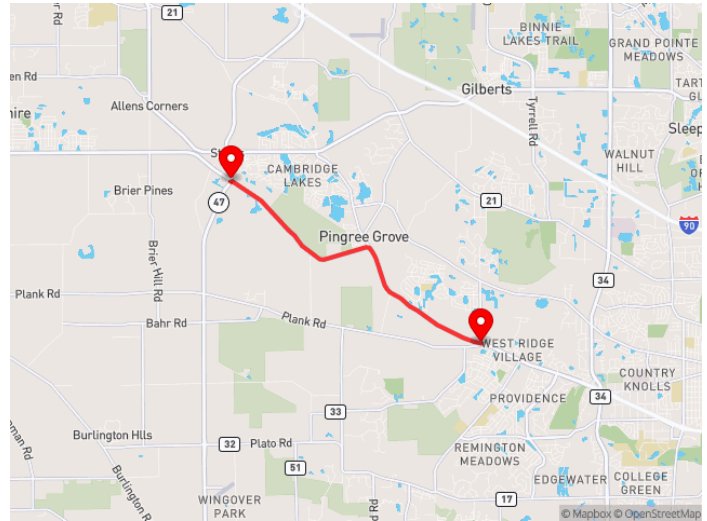
Phase	Fund Source	F. Section ID	Prior	FY2026	FY2027	FY2028	FY2029	FY2030	Future	Total
Construction	NHPP	-	\$0	\$0	\$0	\$0	\$0	\$0	\$8,660,000	\$8,660,000
Construction	Trans Credit - Local/State Hwy	-	\$0	\$0	\$0	\$0	\$0	\$0	\$2,165,000	\$2,165,000
Total Construction		-	\$0	\$0	\$0	\$0	\$0	\$0	\$8,660,000	\$8,660,000
Total Future Costs		-	\$0	\$0	\$0	\$0	\$0	\$0	\$8,660,000	\$8,660,000
Total Toll Credit		-	\$0	\$0	\$0	\$0	\$0	\$0	\$2,165,000	\$2,165,000
Total Programmed		-	\$0	\$0	\$0	\$0	\$0	\$0	\$8,660,000	\$8,660,000

**Current Change Reason:** New Project

# 09-26-0084 - US 20 - Ill 47 to W of Plank/Coombs Rd

Standard Overlay

<b>TIP Document:</b>	26-06.1 (Admin FHWA)
<b>Project Type:</b>	Road Maintenance
<b>Air Quality:</b>	Not Required
<b>Open to Traffic Year:</b>	TBD
<b>Lead Agency:</b>	IDOT D1 Hwys
<b>Lead Contact:</b>	-
<b>Project Website:</b>	-
<b>County:</b>	Kane
<b>Municipality:</b>	Elgin, Pingree Grove
<b>Major CMAP Programs:</b>	-



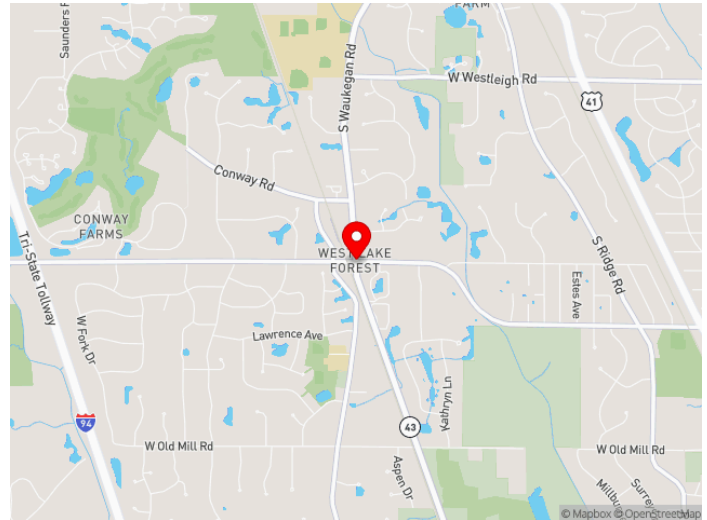
Phase	Fund Source	F. Section ID	Prior	FY2026	FY2027	FY2028	FY2029	FY2030	Future	Total
Construction	NHPP	-	\$0	\$0	\$0	\$0	\$0	\$0	\$5,244,000	\$5,244,000
Construction	Trans Credit - Local/State Hwy	-	\$0	\$0	\$0	\$0	\$0	\$0	\$1,311,000	\$1,311,000
Total Construction		-	\$0	\$0	\$0	\$0	\$0	\$0	\$5,244,000	\$5,244,000
Total Future Costs		-	\$0	\$0	\$0	\$0	\$0	\$0	\$5,244,000	\$5,244,000
Total Toll Credit		-	\$0	\$0	\$0	\$0	\$0	\$0	\$1,311,000	\$1,311,000
Total Programmed		-	\$0	\$0	\$0	\$0	\$0	\$0	\$5,244,000	\$5,244,000

Current Change Reason: New Project

## 10-17-0016 - Everett Road at Waukegan Road

Channelization improvements: Includes the addition of a southbound to westbound right turn lane on Waukegan Road, extending the eastbound to southbound right turn lane on Everett Road and improvements for non-motorized travel.

<b>TIP Document:</b>	26-06.1 (Admin FHWA)
<b>Project Type:</b>	Intersection/Interchange Improvements
<b>Air Quality:</b>	Not Required
<b>Open to Traffic Year:</b>	2029
<b>Lead Agency:</b>	Lake Co Council
<b>Lead Contact:</b>	-
<b>Project Website:</b>	-
<b>County:</b>	Lake
<b>Municipality:</b>	Lake Forest
<b>Major CMAP Programs:</b>	STP - Local, STP - Shared



Phase	Fund Source	F. Section ID	Prior	FY2026	FY2027	FY2028	FY2029	FY2030	Future	Total
Engineering II	Local Funds	-	\$65,745	\$0	\$0	\$0	\$0	\$0	\$0	\$65,745
Engineering II	STP - Locally Prgmd	-	\$262,981	\$0	\$0	\$0	\$0	\$0	\$0	\$262,981
<b>Total Engineering II</b>			<b>\$328,726</b>	<b>\$0</b>	<b>\$0</b>	<b>\$0</b>	<b>\$0</b>	<b>\$0</b>	<b>\$0</b>	<b>\$328,726</b>
Right of Way	Local Funds	-	\$0	\$218,860	\$0	\$0	\$0	\$0	\$0	\$218,860
Right of Way	STP - Shared Fund	-	\$0	\$875,440	\$0	\$0	\$0	\$0	\$0	\$875,440
<b>Total Right of Way</b>			<b>\$0</b>	<b>\$1,094,300</b>	<b>\$0</b>	<b>\$0</b>	<b>\$0</b>	<b>\$0</b>	<b>\$0</b>	<b>\$1,094,300</b>
Construction	Local Funds	-	\$0	\$0	\$0	\$687,632	\$0	\$0	\$0	\$687,632
Construction	STP - Locally Prgmd	-	\$0	\$0	\$0	\$2,750,529	\$0	\$0	\$0	\$2,750,529
<b>Total Construction</b>			<b>\$0</b>	<b>\$0</b>	<b>\$0</b>	<b>\$3,438,161</b>	<b>\$0</b>	<b>\$0</b>	<b>\$0</b>	<b>\$3,438,161</b>
Construction Engineering	Local Funds	-	\$0	\$0	\$0	\$90,995	\$0	\$0	\$0	\$90,995
Construction Engineering	STP - Locally Prgmd	-	\$0	\$0	\$0	\$363,979	\$0	\$0	\$0	\$363,979
<b>Total Construction Engineering</b>			<b>\$0</b>	<b>\$0</b>	<b>\$0</b>	<b>\$454,974</b>	<b>\$0</b>	<b>\$0</b>	<b>\$0</b>	<b>\$454,974</b>
<b>Total Prior Costs</b>			<b>\$328,726</b>	<b>\$0</b>	<b>\$0</b>	<b>\$0</b>	<b>\$0</b>	<b>\$0</b>	<b>\$0</b>	<b>\$328,726</b>
<b>Total Programmed</b>			<b>\$328,726</b>	<b>\$1,094,300</b>	<b>\$0</b>	<b>\$3,893,135</b>	<b>\$0</b>	<b>\$0</b>	<b>\$0</b>	<b>\$5,316,161</b>

## Previously Approved Amendment 10-17-0016 - Everett Road at Waukegan Road

Channelization improvements: Includes the addition of a southbound to westbound right turn lane on Waukegan Road, extending the eastbound to southbound right turn lane on Everett Road and improvements for non-motorized travel.

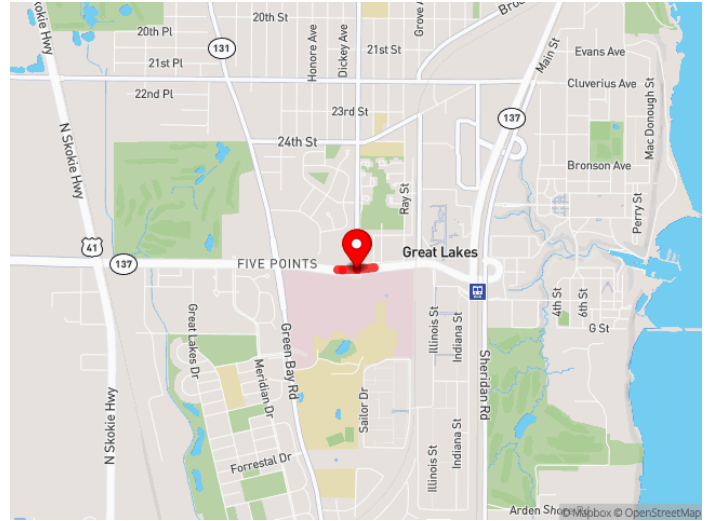
<b>TIP Document:</b>	26-01.1 (Admin FHWA)
<b>Project Type:</b>	Intersection/Interchange Improvements
<b>Air Quality:</b>	-
<b>Open to Traffic Year:</b>	-
<b>Lead Agency:</b>	Lake Co Council
<b>Lead Contact:</b>	-
<b>Project Website:</b>	-
<b>County:</b>	Lake
<b>Municipality:</b>	Lake Forest
<b>Major CMAP Programs:</b>	-

Phase	Fund Source	F. Section ID	Prior	FY2026	FY2027	FY2028	FY2029	FY2030	Future	Total
Engineering II	Local Funds	-	\$65,745	\$0	\$0	\$0	\$0	\$0	\$0	\$65,745
Engineering II	STP - Locally Prgmd	-	\$262,981	\$0	\$0	\$0	\$0	\$0	\$0	\$262,981
Total Engineering II		-	\$328,726	\$0	\$0	\$0	\$0	\$0	\$0	\$328,726
Right of Way	Local Funds	STP-SF PLANNED USE OF REDISTRIBUTION	\$0	\$218,860	\$0	\$0	\$0	\$0	\$0	\$218,860
Right of Way	STP - Regional Redistribution	STP-SF PLANNED USE OF REDISTRIBUTION	\$0	\$875,440	\$0	\$0	\$0	\$0	\$0	\$875,440
Total Right of Way		-	\$0	\$1,094,300	\$0	\$0	\$0	\$0	\$0	\$1,094,300
Construction	Local Funds	-	\$0	\$0	\$0	\$687,632	\$0	\$0	\$0	\$687,632
Construction	STP - Locally Prgmd	-	\$0	\$0	\$0	\$2,750,529	\$0	\$0	\$0	\$2,750,529
Total Construction		-	\$0	\$0	\$0	\$3,438,161	\$0	\$0	\$0	\$3,438,161
Construction Engineering	Local Funds	-	\$0	\$0	\$0	\$90,995	\$0	\$0	\$0	\$90,995
Construction Engineering	STP - Locally Prgmd	-	\$0	\$0	\$0	\$363,979	\$0	\$0	\$0	\$363,979
Total Construction Engineering		-	\$0	\$0	\$0	\$454,974	\$0	\$0	\$0	\$454,974
Total Prior Costs		-	\$328,726	\$0	\$0	\$0	\$0	\$0	\$0	\$328,726
Total Programmed		-	\$328,726	\$1,094,300	\$0	\$3,893,135	\$0	\$0	\$0	\$5,316,161
<b>Current Change Reason:</b>	Schedule / Funding / Scope- Update Phase(s) placed in Advance Construction status - Add or update project IDs - Add, delete, or change fund sources									
<b>Project Changes:</b>	Plan Revision Name changed from "26-01.1 (Admin FHWA)" to "26-06.1 (Admin FHWA)"									

## 10-19-0039 - North Chicago Pace Bus Route Access Improvements

Phase 2 Engineering will implement pedestrian improvements at the intersection of IL Route 137 (Buckley Road) and Lewis Avenue, including pedestrian signals and pushbuttons, ADA ramps, crosswalks at the southeast and southwest corners, and an extended west median to provide pedestrian refuge.

<b>TIP Document:</b>	26-06.1 (Admin FHWA)
<b>Project Type:</b>	Transit Station/Stop Improvements
<b>Air Quality:</b>	-
<b>Open to Traffic Year:</b>	2027
<b>Lead Agency:</b>	Lake Co Council
<b>Lead Contact:</b>	-
<b>Project Website:</b>	-
<b>County:</b>	Lake
<b>Municipality:</b>	North Chicago
<b>Major CMAP Programs:</b>	CMQAQ - Deferred



Phase	Fund Source	F. Section ID	Prior	FY2026	FY2027	FY2028	FY2029	FY2030	Future	Total
Engineering II	CMAQ	-	\$0	\$63,176	\$0	\$0	\$0	\$0	\$0	\$63,176
Engineering II	Local Funds	-	\$0	\$63,690	\$0	\$0	\$0	\$0	\$0	\$63,690
Engineering II	RTA Sales Tax	-	\$0	\$15,794	\$0	\$0	\$0	\$0	\$0	\$15,794
Total Engineering II			\$0	\$142,660	\$0	\$0	\$0	\$0	\$0	\$142,660
Construction	CMAQ	-	\$0	\$0	\$0	\$0	\$0	\$0	\$350,979	\$350,979
Construction	RTA Sales Tax	-	\$0	\$0	\$0	\$0	\$0	\$0	\$87,745	\$87,745
Total Construction			\$0	\$0	\$0	\$0	\$0	\$0	\$438,724	\$438,724
Total Future Costs			\$0	\$0	\$0	\$0	\$0	\$0	\$438,724	\$438,724
Total Programmed			\$0	\$142,660	\$0	\$0	\$0	\$0	\$438,724	\$581,384

## Previously Approved Amendment 10-19-0039 - North Chicago Pace Bus Route Access Improvements

Part of RTA's Access to Transit program, pedestrian and bus stop improvements

<b>TIP Document:</b>	26-04.1 (Admin FHWA)
<b>Project Type:</b>	Transit Station/Stop Improvements
<b>Air Quality:</b>	-
<b>Open to Traffic Year:</b>	-
<b>Lead Agency:</b>	Lake Co Council
<b>Lead Contact:</b>	-
<b>Project Website:</b>	-
<b>County:</b>	Lake
<b>Municipality:</b>	North Chicago
<b>Major CMAP Programs:</b>	-

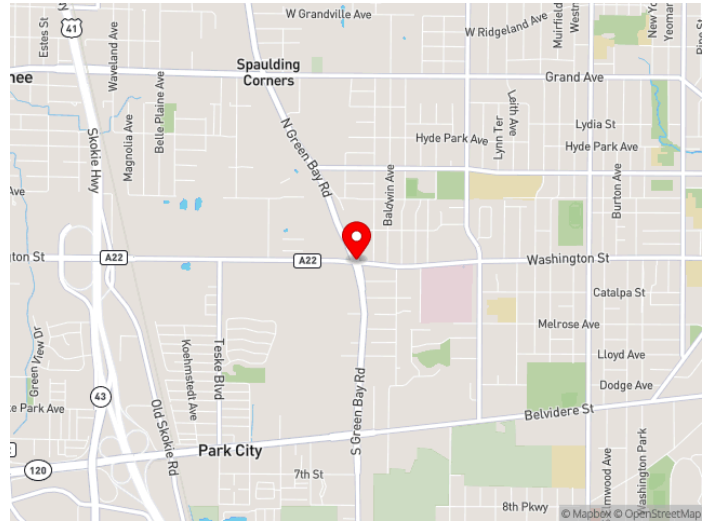
Phase	Fund Source	F. Section ID	Prior	FY2026	FY2027	FY2028	FY2029	FY2030	Future	Total
Engineering II	CMAQ	-	\$0	\$63,176	\$0	\$0	\$0	\$0	\$0	\$63,176
Engineering II	Local Funds	-	\$0	\$63,690	\$0	\$0	\$0	\$0	\$0	\$63,690
Engineering II	RTA Sales Tax	-	\$0	\$15,794	\$0	\$0	\$0	\$0	\$0	\$15,794
Total Engineering II			\$0	\$142,660	\$0	\$0	\$0	\$0	\$0	\$142,660

Phase	Fund Source	F. Section ID	Prior	FY2026	FY2027	FY2028	FY2029	FY2030	Future	Total
Construction	CMAQ	-	\$0	\$0	\$0	\$0	\$0	\$0	\$350,979	\$350,979
Construction	RTA Sales Tax	-	\$0	\$0	\$0	\$0	\$0	\$0	\$87,745	\$87,745
Total Construction		-	\$0	\$0	\$0	\$0	\$0	\$0	\$438,724	\$438,724
Total Future Costs		-	\$0	\$0	\$0	\$0	\$0	\$0	\$438,724	\$438,724
Total Programmed		-	\$0	\$142,660	\$0	\$0	\$0	\$0	\$438,724	\$581,384
<b>Current Change Reason:</b>	Schedule / Funding / Scope- Update Clarification of location with no physical change, Project Description due to Providing more detailed project description along with having consistent description between PPI/TIP									
<b>Project Changes:</b>	Description changed from "Part of RTA's Access to Transit program, pedestrian and bus stop improvements" to "Phase 2 Engineering will implement pedestrian improvements at the intersection of IL Route 137 (Buckley Road) and Lewis Avenue, including pedestrian signals and pushbuttons, ADA ramps, crosswalks at the southeast and southwest corners, and an extended west median to provide pedestrian refuge."									
<b>Project Changes:</b>	Plan Revision Name changed from "26-04.1 (Admin FHWA)" to "26-06.1 (Admin FHWA)"									

# 10-20-0001 - Ill 131 Green Bay Rd at Washington St

Turning Lanes, Traffic Signal Modernization

<b>TIP Document:</b>	26-06.1 (Admin FHWA)
<b>Project Type:</b>	Intersection/Interchange Improvements
<b>Air Quality:</b>	Not Required
<b>Open to Traffic Year:</b>	2030
<b>Lead Agency:</b>	IDOT D1 Hwys
<b>Lead Contact:</b>	-
<b>Project Website:</b>	-
<b>County:</b>	Lake
<b>Municipality:</b>	Waukegan
<b>Major CMAP Programs:</b>	-



Phase	Fund Source	F. Section ID	Prior	FY2026	FY2027	FY2028	FY2029	FY2030	Future	Total
Right of Way	IL Funds	-	\$5,000	\$515,000	\$0	\$0	\$0	\$0	\$0	\$520,000
Total Right of Way		-	\$5,000	\$515,000	\$0	\$0	\$0	\$0	\$0	\$520,000
Construction	Hwy Safety Improve Pgm	-	\$0	\$4,320,000	\$0	\$0	\$0	\$0	\$0	\$4,320,000
Construction	IL Funds	-	\$0	\$480,000	\$0	\$0	\$0	\$0	\$0	\$480,000
Total Construction		-	\$0	\$4,800,000	\$0	\$0	\$0	\$0	\$0	\$4,800,000
Total Prior Costs		-	\$5,000	\$0	\$0	\$0	\$0	\$0	\$0	\$5,000
Total Programmed		-	\$5,000	\$5,315,000	\$0	\$0	\$0	\$0	\$0	\$5,320,000

## Previously Approved Amendment 10-20-0001 - Ill 131 Green Bay Rd at Washington St

Turning Lanes, Traffic Signal Modernization

<b>TIP Document:</b>	26-00 (Adoption)
<b>Project Type:</b>	Intersection/Interchange Improvements
<b>Air Quality:</b>	-
<b>Open to Traffic Year:</b>	-
<b>Lead Agency:</b>	IDOT D1 Hwys
<b>Lead Contact:</b>	-
<b>Project Website:</b>	-
<b>County:</b>	Lake
<b>Municipality:</b>	Waukegan
<b>Major CMAP Programs:</b>	-

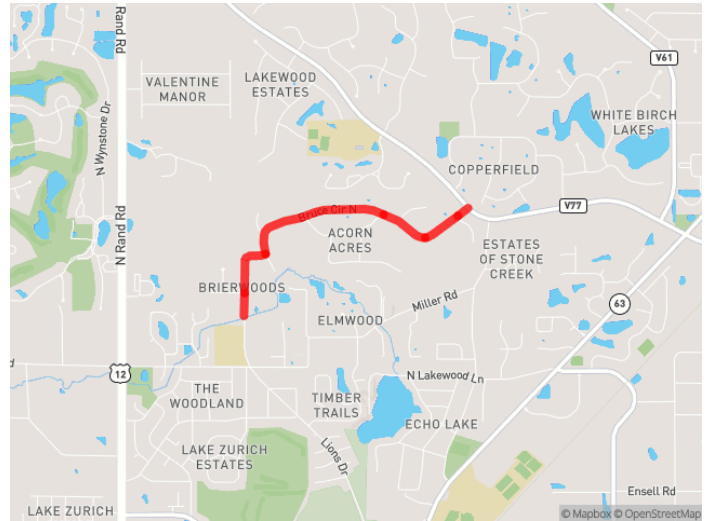
Phase	Fund Source	F. Section ID	Prior	FY2026	FY2027	FY2028	FY2029	FY2030	Future	Total
Right of Way	IL Funds	-	\$5,000	\$515,000	\$0	\$0	\$0	\$0	\$0	\$520,000
Total Right of Way		-	\$5,000	\$515,000	\$0	\$0	\$0	\$0	\$0	\$520,000
Construction	Hwy Safety Improve Pgm	-	\$0	\$3,600,000	\$0	\$0	\$0	\$0	\$0	\$3,600,000
Construction	IL Funds	-	\$0	\$400,000	\$0	\$0	\$0	\$0	\$0	\$400,000
Total Construction		-	\$0	\$4,000,000	\$0	\$0	\$0	\$0	\$0	\$4,000,000
Total Prior Costs		-	\$5,000	\$0	\$0	\$0	\$0	\$0	\$0	\$5,000
Total Programmed		-	\$5,000	\$4,515,000	\$0	\$0	\$0	\$0	\$0	\$4,520,000

Current Change Reason:	Schedule / Funding / Scope- Update Cost change due to change in design requirements
Project Changes:	Plan Revision Name changed from "26-00 (Adoption)" to "26-06.1 (Admin FHWA)"

## 10-22-0030 - Acorn, Bruce, Brierwoods resurfacing

Resurfacing of Acorn Drive, Bruce Circle, Brierwoods Lane from Old McHenry Road to Village Limits.

<b>TIP Document:</b>	26-06.1 (Admin FHWA)
<b>Project Type:</b>	Road Maintenance
<b>Air Quality:</b>	Not Required
<b>Open to Traffic Year:</b>	2027
<b>Lead Agency:</b>	Lake Co Council
<b>Lead Contact:</b>	-
<b>Project Website:</b>	-
<b>County:</b>	Lake
<b>Municipality:</b>	Hawthorn Woods
<b>Major CMAP Programs:</b>	STP - Local



Phase	Fund Source	F. Section ID	Prior	FY2026	FY2027	FY2028	FY2029	FY2030	Future	Total
Construction	Local Funds	-	\$0	\$127,150	\$0	\$0	\$0	\$0	\$0	\$127,150
Construction	STP - Locally Prgmd	-	\$0	\$508,600	\$0	\$0	\$0	\$0	\$0	\$508,600
Total Construction		-	\$0	\$635,750	\$0	\$0	\$0	\$0	\$0	\$635,750
Construction Engineering	Local Funds	-	\$0	\$7,100	\$0	\$0	\$0	\$0	\$0	\$7,100
Construction Engineering	STP - Locally Prgmd	-	\$0	\$28,400	\$0	\$0	\$0	\$0	\$0	\$28,400
Total Construction Engineering		-	\$0	\$35,500	\$0	\$0	\$0	\$0	\$0	\$35,500
Total Programmed		-	\$0	\$671,250	\$0	\$0	\$0	\$0	\$0	\$671,250

## Previously Approved Amendment 10-22-0030 - Acorn, Bruce, Brierwoods resurfacing

Resurfacing of Acorn Drive, Bruce Circle, Brierwoods Lane from Old McHenry Road to Village Limits.

<b>TIP Document:</b>	26-05.1 (Admin FHWA)
<b>Project Type:</b>	Road Maintenance
<b>Air Quality:</b>	-
<b>Open to Traffic Year:</b>	-
<b>Lead Agency:</b>	Lake Co Council
<b>Lead Contact:</b>	-
<b>Project Website:</b>	-
<b>County:</b>	Lake
<b>Municipality:</b>	Hawthorn Woods
<b>Major CMAP Programs:</b>	-

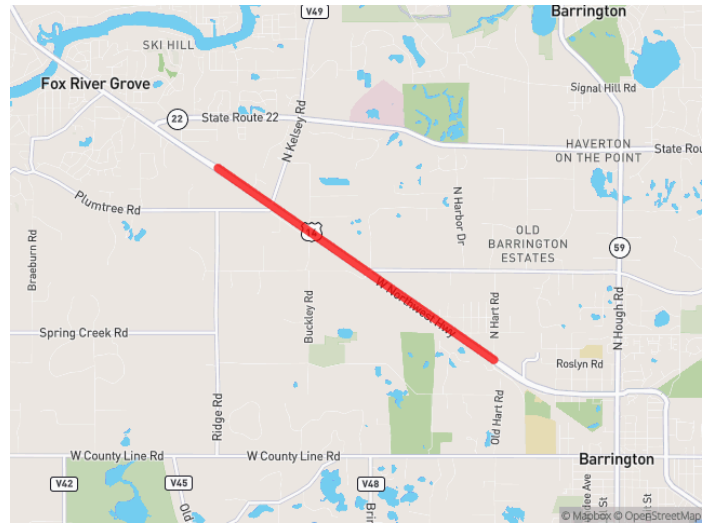
Phase	Fund Source	F. Section ID	Prior	FY2026	FY2027	FY2028	FY2029	FY2030	Future	Total
Construction	Local Funds	-	\$0	\$71,000	\$0	\$0	\$0	\$0	\$0	\$71,000
Construction	STP - Locally Prgmd	-	\$0	\$284,000	\$0	\$0	\$0	\$0	\$0	\$284,000
Total Construction		-	\$0	\$355,000	\$0	\$0	\$0	\$0	\$0	\$355,000
Construction Engineering	Local Funds	-	\$0	\$7,100	\$0	\$0	\$0	\$0	\$0	\$7,100
Construction Engineering	STP - Locally Prgmd	-	\$0	\$28,400	\$0	\$0	\$0	\$0	\$0	\$28,400
Total Construction Engineering		-	\$0	\$35,500	\$0	\$0	\$0	\$0	\$0	\$35,500
Total Programmed		-	\$0	\$390,500	\$0	\$0	\$0	\$0	\$0	\$390,500

<b>Current Change Reason:</b>	Schedule / Funding / Scope- Update Post-award/obligation cost adjustments or amended agreement
<b>Project Changes:</b>	Plan Revision Name changed from "26-05.1 (Admin FHWA)" to "26-06.1 (Admin FHWA)"
<b>Project Changes:</b>	Current Implementation Status changed from "IDOT Phase 2 kick-off held" to "Project let"

## 10-24-0004 - US 14 Northwest Hwy - McHenry Co Line to Hart Rd

Standard Overlay, New Shoulders, Milled Rumble Strip, ADA Improvements

<b>TIP Document:</b>	26-06.1 (Admin FHWA)
<b>Project Type:</b>	Road Maintenance
<b>Air Quality:</b>	Not Required
<b>Open to Traffic Year:</b>	2028
<b>Lead Agency:</b>	IDOT D1 Hwys
<b>Lead Contact:</b>	-
<b>Project Website:</b>	-
<b>County:</b>	Lake
<b>Municipality:</b>	Barrington, Lake Barrington
<b>Major CMAP Programs:</b>	-



Phase	Fund Source	F. Section ID	Prior	FY2026	FY2027	FY2028	FY2029	FY2030	Future	Total
Right of Way	IL Funds	-	\$0	\$100,000	\$0	\$0	\$0	\$0	\$0	\$100,000
Total Right of Way		-	\$0	\$100,000	\$0	\$0	\$0	\$0	\$0	\$100,000
Construction	IL Funds	-	\$0	\$2,280,000	\$0	\$0	\$0	\$0	\$0	\$2,280,000
Construction	NHPP	-	\$0	\$9,120,000	\$0	\$0	\$0	\$0	\$0	\$9,120,000
Total Construction		-	\$0	\$11,400,000	\$0	\$0	\$0	\$0	\$0	\$11,400,000
Total Programmed		-	\$0	\$11,500,000	\$0	\$0	\$0	\$0	\$0	\$11,500,000

## Previously Approved Amendment 10-24-0004 - US 14 Northwest Hwy - McHenry Co Line to Hart Rd

Standard Overlay, New Shoulders, Milled Rumble Strip, ADA Improvements

<b>TIP Document:</b>	26-05.1 (Admin FHWA)
<b>Project Type:</b>	Road Maintenance
<b>Air Quality:</b>	-
<b>Open to Traffic Year:</b>	-
<b>Lead Agency:</b>	IDOT D1 Hwys
<b>Lead Contact:</b>	-
<b>Project Website:</b>	-
<b>County:</b>	Lake
<b>Municipality:</b>	Barrington, Lake Barrington
<b>Major CMAP Programs:</b>	-

Phase	Fund Source	F. Section ID	Prior	FY2026	FY2027	FY2028	FY2029	FY2030	Future	Total
Right of Way	IL Funds	-	\$0	\$100,000	\$0	\$0	\$0	\$0	\$0	\$100,000
Total Right of Way		-	\$0	\$100,000	\$0	\$0	\$0	\$0	\$0	\$100,000
Construction	IL Funds	-	\$0	\$2,280,000	\$0	\$0	\$0	\$0	\$0	\$2,280,000
Construction	NHPP	-	\$0	\$0	\$0	\$0	\$0	\$9,120,000	\$0	\$9,120,000
Total Construction		-	\$0	\$2,280,000	\$0	\$0	\$0	\$9,120,000	\$0	\$11,400,000
Total Programmed		-	\$0	\$2,380,000	\$0	\$0	\$0	\$9,120,000	\$0	\$11,500,000

**Current Change Reason:** Schedule / Funding / Scope- Update Project phase(s) moved to an earlier year(s)

**Project Changes:**

Plan Revision Name changed from "26-05.1 (Admin FHWA)" to "26-06.1 (Admin FHWA)"

---

## 10-25-0019 - Peterson Rd - US 45 to Ill 137 (Buckley Rd Ramps)

Standard Overlay

<b>TIP Document:</b>	26-06.1 (Admin FHWA)
<b>Project Type:</b>	Road Maintenance
<b>Air Quality:</b>	Not Required
<b>Open to Traffic Year:</b>	2029
<b>Lead Agency:</b>	IDOT D1 Hwys
<b>Lead Contact:</b>	-
<b>Project Website:</b>	-
<b>County:</b>	Lake
<b>Municipality:</b>	Libertyville
<b>Major CMAP Programs:</b>	-

Phase	Fund Source	F. Section ID	Prior	FY2026	FY2027	FY2028	FY2029	FY2030	Future	Total
Construction	IL Funds	-	\$0	\$300,000	\$0	\$0	\$0	\$0	\$0	\$300,000
Construction	NHPP	-	\$0	\$1,200,000	\$0	\$0	\$0	\$0	\$0	\$1,200,000
Total Construction		-	\$0	\$1,500,000	\$0	\$0	\$0	\$0	\$0	\$1,500,000
Total Programmed		-	\$0	\$1,500,000	\$0	\$0	\$0	\$0	\$0	\$1,500,000

## Previously Approved Amendment 10-25-0019 - Peterson Rd - US 45 to Ill 137 (Buckley Rd Ramps)

Standard Overlay

<b>TIP Document:</b>	26-05.1 (Admin FHWA)
<b>Project Type:</b>	Road Maintenance
<b>Air Quality:</b>	-
<b>Open to Traffic Year:</b>	-
<b>Lead Agency:</b>	IDOT D1 Hwys
<b>Lead Contact:</b>	-
<b>Project Website:</b>	-
<b>County:</b>	Lake
<b>Municipality:</b>	Libertyville
<b>Major CMAP Programs:</b>	-

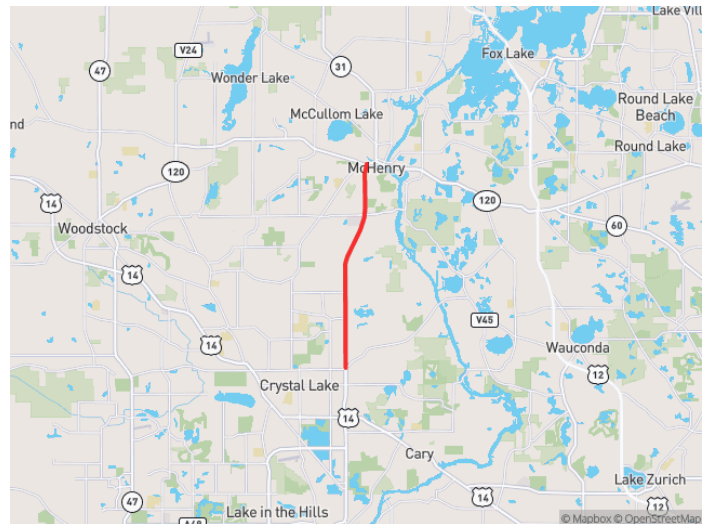
Phase	Fund Source	F. Section ID	Prior	FY2026	FY2027	FY2028	FY2029	FY2030	Future	Total
Construction	IL Funds	-	\$0	\$300,000	\$0	\$0	\$0	\$0	\$0	\$300,000
Construction	STP - State Prgmd Urban	-	\$0	\$1,200,000	\$0	\$0	\$0	\$0	\$0	\$1,200,000
Total Construction		-	\$0	\$1,500,000	\$0	\$0	\$0	\$0	\$0	\$1,500,000
Total Programmed		-	\$0	\$1,500,000	\$0	\$0	\$0	\$0	\$0	\$1,500,000

<b>Current Change Reason:</b>	Schedule / Funding / Scope- Update Add, delete, or change fund sources - Phase(s) placed in Advance Construction status
<b>Project Changes:</b>	Plan Revision Name changed from "26-05.1 (Admin FHWA)" to "26-06.1 (Admin FHWA)"

## 11-00-0001 - IL 31 Front St from S of IL 120 Belvidere Rd to N of IL 176 (Terra Cotta Ave) (HPP1457) - RSP 6

ALSO AT TERRA COTTA RD & BULL VALLEY RD/MILLER PKWY The City of McHenry is responsible for the portion of the sidewalk/path from south of Veterans Pkwy to IL 120. The City is installing a continuous sidewalk on the west side of IL 31 and a multi-use-path on the east side of IL 31 along with roadway and pedestrian lighting.

<b>TIP Document:</b>	26-06.1 (Admin FHWA)
<b>Project Type:</b>	Road Expansion
<b>Air Quality:</b>	Conformed
<b>Open to Traffic Year:</b>	2031
<b>Lead Agency:</b>	IDOT D1 Hwys
<b>Lead Contact:</b>	-
<b>Project Website:</b>	-
<b>County:</b>	McHenry
<b>Municipality:</b>	Crystal Lake, McHenry, Prairie Grove
<b>Major CMAP Programs:</b>	2050 RSP



Phase	Fund Source	F. Section ID	Prior	FY2026	FY2027	FY2028	FY2029	FY2030	Future	Total
Engineering I	IL Funds	-	\$300,000	\$150,000	\$0	\$0	\$0	\$0	\$0	\$450,000
Total Engineering I		-	\$300,000	\$150,000	\$0	\$0	\$0	\$0	\$0	\$450,000
Engineering II	IL Funds	-	\$1,640,000	\$67,000	\$0	\$0	\$0	\$0	\$0	\$1,707,000
Engineering II	NHPP	-	\$5,733,000	\$267,000	\$0	\$0	\$0	\$0	\$0	\$6,000,000
Total Engineering II		-	\$7,373,000	\$334,000	\$0	\$0	\$0	\$0	\$0	\$7,707,000
Right of Way	IL Funds	-	\$32,361,000	\$15,920,000	\$0	\$0	\$0	\$0	\$0	\$48,281,000
Total Right of Way		-	\$32,361,000	\$15,920,000	\$0	\$0	\$0	\$0	\$0	\$48,281,000
Construction	IL Funds	-	\$3,417,249	\$45,236,200	\$0	\$0	\$0	\$0	\$0	\$48,653,449
Construction	Local Fund Match - historical fund *	-	\$2,084,000	\$0	\$0	\$0	\$0	\$0	\$0	\$2,084,000
Construction	Local Funds	-	\$279,694	\$2,058,000	\$0	\$0	\$0	\$0	\$0	\$2,337,694
Construction	NHPP	-	\$0	\$174,894,800	\$0	\$0	\$0	\$0	\$0	\$174,894,800
Construction	NHS - historical fund *	-	\$8,336,000	\$0	\$0	\$0	\$0	\$0	\$0	\$8,336,000
Construction	Other - Federal	-	\$0	\$1,936,000	\$0	\$0	\$0	\$0	\$0	\$1,936,000
Total Construction		-	\$14,116,943	\$224,125,000	\$0	\$0	\$0	\$0	\$0	\$238,241,943
Construction Engineering	IL Funds	-	\$1,356,000	\$3,000,000	\$2,200,000	\$0	\$0	\$0	\$0	\$6,556,000
Construction Engineering	NHPP	-	\$0	\$12,000,000	\$8,800,000	\$0	\$0	\$0	\$0	\$20,800,000
Total Construction Engineering		-	\$1,356,000	\$15,000,000	\$11,000,000	\$0	\$0	\$0	\$0	\$27,356,000
Total Prior Costs		-	\$55,506,943	\$0	\$0	\$0	\$0	\$0	\$0	\$55,506,943
Total Programmed		-	\$55,506,943	\$255,529,000	\$11,000,000	\$0	\$0	\$0	\$0	\$322,035,943

## Previously Approved Amendment 11-00-0001 - IL 31 Front St from S of IL 120 Belvidere Rd to N of IL 176 (Terra Cotta Ave) (HPP1457) - RSP 6

ALSO AT TERRA COTTA RD & BULL VALLEY RD/MILLER PKWY The City of McHenry is responsible for the portion of the sidewalk/path from south of Veterans Pkwy to IL 120. The City is installing a continuous sidewalk on the west side of IL 31 and a multi-use-path on the east side of IL 31 along with roadway and pedestrian lighting.

<b>TIP Document:</b>	26-05.1 (Admin FHWA)
<b>Project Type:</b>	Road Expansion
<b>Air Quality:</b>	-

Open to Traffic Year:	-
Lead Agency:	IDOT D1 Hwys
Lead Contact:	-
Project Website:	-
County:	McHenry
Municipality:	Crystal Lake, McHenry, Prairie Grove
Major CMAP Programs:	-

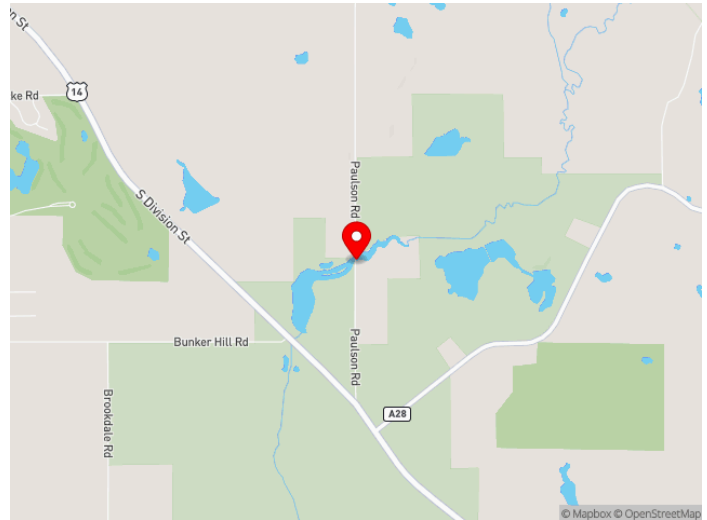
Phase	Fund Source	F. Section ID	Prior	FY2026	FY2027	FY2028	FY2029	FY2030	Future	Total
Engineering I	IL Funds	-	\$300,000	\$150,000	\$0	\$0	\$0	\$0	\$0	\$450,000
Total Engineering I		-	\$300,000	\$150,000	\$0	\$0	\$0	\$0	\$0	\$450,000
Engineering II	IL Funds	-	\$1,640,000	\$67,000	\$0	\$0	\$0	\$0	\$0	\$1,707,000
Engineering II	NHPP	-	\$5,733,000	\$267,000	\$0	\$0	\$0	\$0	\$0	\$6,000,000
Total Engineering II		-	\$7,373,000	\$334,000	\$0	\$0	\$0	\$0	\$0	\$7,707,000
Right of Way	IL Funds	-	\$32,361,000	\$15,920,000	\$0	\$0	\$0	\$0	\$0	\$48,281,000
Total Right of Way		-	\$32,361,000	\$15,920,000	\$0	\$0	\$0	\$0	\$0	\$48,281,000
Construction	IL Funds	-	\$3,417,249	\$45,236,200	\$0	\$0	\$0	\$0	\$0	\$48,653,449
Construction	Local Fund Match - historical fund *	-	\$2,084,000	\$0	\$0	\$0	\$0	\$0	\$0	\$2,084,000
Construction	Local Funds	-	\$279,694	\$2,058,000	\$0	\$0	\$0	\$0	\$0	\$2,337,694
Construction	NHPP	-	\$0	\$39,176,800	\$0	\$135,718,000	\$0	\$0	\$0	\$174,894,800
Construction	NHS - historical fund *	-	\$8,336,000	\$0	\$0	\$0	\$0	\$0	\$0	\$8,336,000
Construction	Other - Federal	-	\$0	\$1,936,000	\$0	\$0	\$0	\$0	\$0	\$1,936,000
Total Construction		-	\$14,116,943	\$88,407,000	\$0	\$135,718,000	\$0	\$0	\$0	\$238,241,943
Construction Engineering	IL Funds	-	\$1,356,000	\$2,000,000	\$3,200,000	\$0	\$0	\$0	\$0	\$6,556,000
Construction Engineering	NHPP	-	\$0	\$8,000,000	\$12,800,000	\$0	\$0	\$0	\$0	\$20,800,000
Total Construction Engineering		-	\$1,356,000	\$10,000,000	\$16,000,000	\$0	\$0	\$0	\$0	\$27,356,000
Total Prior Costs		-	\$55,506,943	\$0	\$0	\$0	\$0	\$0	\$0	\$55,506,943
Total Programmed		-	\$55,506,943	\$114,811,000	\$16,000,000	\$135,718,000	\$0	\$0	\$0	\$322,035,943

<b>Current Change Reason:</b>	Schedule / Funding / Scope- Update Phase(s) placed in Advance Construction status - Project phase(s) moved to an earlier year(s)
<b>Project Changes:</b>	Plan Revision Name changed from "26-05.1 (Admin FHWA)" to "26-06.1 (Admin FHWA)"
<b>Project Changes:</b>	Internal Notes changed from "\$1.9M. C/CE placed in FFY 26 per email from IDOT on 2/19/25. (RP, 2/19/25). Funding for PPS# 1-78939-0200, 1-75939-1200, 1-75939-0000, and 1-75939-0010, and 1-75939-4000 moved to FFY 28 by CMAP to address NHPP fiscal constraint in FFY 26 (RP 2/20/26)" to "\$1.9M. C/CE placed in FFY 26 per email from IDOT on 2/19/25. (RP, 2/19/25). Funding for PPS# 1-78939-0200, 1-75939-1200, 1-75939-0000, and 1-75939-0010, and 1-75939-4000 moved to FFY 28 by CMAP to address NHPP fiscal constraint in FFY 26 (RP 2/20/26), moved back into FFY 26 by CMAP (RP, 5/12/26)"

## 11-21-0022 - Paulson Road over North Branch of the Kishwaukee River

Preliminary engineering (Phase I) to determine the rehabilitation or replacement of the structure carrying Paulson Road over the North Branch of the Kishwaukee River.

<b>TIP Document:</b>	26-06.1 (Admin FHWA)
<b>Project Type:</b>	Bridge Repair, Rehab, or Replace
<b>Air Quality:</b>	Not Required
<b>Open to Traffic Year:</b>	2027
<b>Lead Agency:</b>	McHenry Co DOT
<b>Lead Contact:</b>	-
<b>Project Website:</b>	-
<b>County:</b>	McHenry
<b>Municipality:</b>	-
<b>Major CMAP Programs:</b>	-



Phase	Fund Source	F. Section ID	Prior	FY2026	FY2027	FY2028	FY2029	FY2030	Future	Total
Engineering I	Bridge - Local Prgmd	-	\$227,309	\$0	\$0	\$0	\$0	\$0	\$0	\$227,309
Engineering I	Local Funds	-	\$56,827	\$0	\$0	\$0	\$0	\$0	\$0	\$56,827
Total Engineering I		-	\$284,136	\$0	\$0	\$0	\$0	\$0	\$0	\$284,136
Engineering II	Bridge - Local Prgmd	-	\$0	\$120,000	\$0	\$0	\$0	\$0	\$0	\$120,000
Engineering II	Local Funds	-	\$0	\$372,272	\$0	\$0	\$0	\$0	\$0	\$372,272
Total Engineering II		-	\$0	\$492,272	\$0	\$0	\$0	\$0	\$0	\$492,272
Construction	Bridge - Local Prgmd	-	\$0	\$0	\$1,500,000	\$0	\$0	\$0	\$0	\$1,500,000
Construction	Local Funds	-	\$0	\$0	\$2,560,000	\$0	\$0	\$0	\$0	\$2,560,000
Total Construction		-	\$0	\$0	\$4,060,000	\$0	\$0	\$0	\$0	\$4,060,000
Construction Engineering	Local Funds	-	\$0	\$0	\$150,000	\$0	\$0	\$0	\$0	\$150,000
Total Construction Engineering		-	\$0	\$0	\$150,000	\$0	\$0	\$0	\$0	\$150,000
Total Prior Costs		-	\$284,136	\$0	\$0	\$0	\$0	\$0	\$0	\$284,136
Total Programmed		-	\$284,136	\$492,272	\$4,210,000	\$0	\$0	\$0	\$0	\$4,986,408

## Previously Approved Amendment 11-21-0022 - Paulson Road over North Branch of the Kishwaukee River

Preliminary engineering (Phase I) to determine the rehabilitation or replacement of the structure carrying Paulson Road over the North Branch of the Kishwaukee River.

<b>TIP Document:</b>	26-05.1 (Admin FHWA)
<b>Project Type:</b>	Bridge Repair, Rehab, or Replace
<b>Air Quality:</b>	-
<b>Open to Traffic Year:</b>	-
<b>Lead Agency:</b>	McHenry Co DOT
<b>Lead Contact:</b>	-
<b>Project Website:</b>	-
<b>County:</b>	McHenry
<b>Municipality:</b>	-
<b>Major CMAP Programs:</b>	-

Phase	Fund Source	F. Section ID	Prior	FY2026	FY2027	FY2028	FY2029	FY2030	Future	Total
Engineering I	Bridge - Local Prgmd	-	\$227,309	\$0	\$0	\$0	\$0	\$0	\$0	\$227,309
Engineering I	Local Funds	-	\$56,827	\$0	\$0	\$0	\$0	\$0	\$0	\$56,827
Total Engineering I		-	\$284,136	\$0	\$0	\$0	\$0	\$0	\$0	\$284,136
Engineering II	Bridge - Local Prgmd	-	\$0	\$120,000	\$0	\$0	\$0	\$0	\$0	\$120,000
Engineering II	Local Funds	-	\$0	\$342,272	\$0	\$0	\$0	\$0	\$0	\$342,272
Total Engineering II		-	\$0	\$462,272	\$0	\$0	\$0	\$0	\$0	\$462,272
Construction	Bridge - Local Prgmd	-	\$0	\$0	\$1,500,000	\$0	\$0	\$0	\$0	\$1,500,000
Construction	Local Funds	-	\$0	\$0	\$2,560,000	\$0	\$0	\$0	\$0	\$2,560,000
Total Construction		-	\$0	\$0	\$4,060,000	\$0	\$0	\$0	\$0	\$4,060,000
Construction Engineering	Local Funds	-	\$0	\$0	\$150,000	\$0	\$0	\$0	\$0	\$150,000
Total Construction Engineering		-	\$0	\$0	\$150,000	\$0	\$0	\$0	\$0	\$150,000
Total Prior Costs		-	\$284,136	\$0	\$0	\$0	\$0	\$0	\$0	\$284,136
Total Programmed		-	\$284,136	\$462,272	\$4,210,000	\$0	\$0	\$0	\$0	\$4,956,408
<b>Current Change Reason:</b>	Schedule / Funding / Scope- Update Cost change due to updated agreements, Increase in local EII funds due to Cost Change (non Federal)									
<b>Project Changes:</b>	Plan Revision Name changed from "26-05.1 (Admin FHWA)" to "26-06.1 (Admin FHWA)"									

## 11-25-0020 - 1) US 14 - E of Ill 47 (Eastwood Dr) to W Lake Shore Dr, 2) US 14 S Frontage Rd - US 14 to End

Smart Overlay

<b>TIP Document:</b>	26-06.1 (Admin FHWA)
<b>Project Type:</b>	Road Maintenance
<b>Air Quality:</b>	Not Required
<b>Open to Traffic Year:</b>	2029
<b>Lead Agency:</b>	IDOT D1 Hwys
<b>Lead Contact:</b>	-
<b>Project Website:</b>	-
<b>County:</b>	McHenry
<b>Municipality:</b>	Woodstock
<b>Major CMAP Programs:</b>	-

Phase	Fund Source	F. Section ID	Prior	FY2026	FY2027	FY2028	FY2029	FY2030	Future	Total
Construction	IL Funds	-	\$0	\$440,000	\$0	\$0	\$0	\$0	\$0	\$440,000
Construction	NHPP	-	\$0	\$1,760,000	\$0	\$0	\$0	\$0	\$0	\$1,760,000
Total Construction		-	\$0	\$2,200,000	\$0	\$0	\$0	\$0	\$0	\$2,200,000
Total Programmed		-	\$0	\$2,200,000	\$0	\$0	\$0	\$0	\$0	\$2,200,000

## Previously Approved Amendment 11-25-0020 - 1) US 14 - E of Ill 47 (Eastwood Dr) to W Lake Shore Dr, 2) US 14 S Frontage Rd - US 14 to End

Smart Overlay

<b>TIP Document:</b>	26-05.1 (Admin FHWA)
<b>Project Type:</b>	Road Maintenance
<b>Air Quality:</b>	-
<b>Open to Traffic Year:</b>	-
<b>Lead Agency:</b>	IDOT D1 Hwys
<b>Lead Contact:</b>	-
<b>Project Website:</b>	-
<b>County:</b>	McHenry
<b>Municipality:</b>	Woodstock
<b>Major CMAP Programs:</b>	-

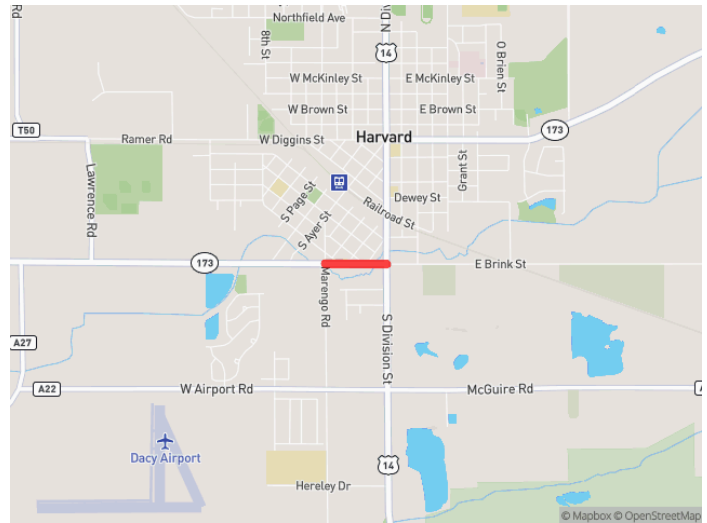
Phase	Fund Source	F. Section ID	Prior	FY2026	FY2027	FY2028	FY2029	FY2030	Future	Total
Construction	IL Funds	-	\$0	\$440,000	\$0	\$0	\$0	\$0	\$0	\$440,000
Construction	NHPP	-	\$0	\$1,760,000	\$0	\$0	\$0	\$0	\$0	\$1,760,000
Total Construction		-	\$0	\$2,200,000	\$0	\$0	\$0	\$0	\$0	\$2,200,000
Total Programmed		-	\$0	\$2,200,000	\$0	\$0	\$0	\$0	\$0	\$2,200,000

<b>Current Change Reason:</b>	Schedule / Funding / Scope- Update Phase(s) placed in Advance Construction status
<b>Project Changes:</b>	Plan Revision Name changed from "26-05.1 (Admin FHWA)" to "26-06.1 (Admin FHWA)"

## 11-25-0021 - Harvard Access to Transit-Brink St/IL 173

Sidewalk improvements along IL 173/Brink St from Marengo Rd to US 14/Division St

<b>TIP Document:</b>	26-06.1 (Admin FHWA)
<b>Project Type:</b>	Bicycle & Pedestrian
<b>Air Quality:</b>	Not Required
<b>Open to Traffic Year:</b>	2028
<b>Lead Agency:</b>	McHenry Co Council
<b>Lead Contact:</b>	-
<b>Project Website:</b>	-
<b>County:</b>	McHenry
<b>Municipality:</b>	Harvard
<b>Major CMAP Programs:</b>	CMAQ



Phase	Fund Source	F. Section ID	Prior	FY2026	FY2027	FY2028	FY2029	FY2030	Future	Total
Engineering II	CMAQ	-	\$0	\$0	\$93,000	\$0	\$0	\$0	\$0	\$93,000
Engineering II	Local Funds	-	\$0	\$0	\$84,009	\$0	\$0	\$0	\$0	\$84,009
Engineering II	RTA Sales Tax	-	\$0	\$0	\$23,250	\$0	\$0	\$0	\$0	\$23,250
Total Engineering II		-	\$0	\$0	\$200,259	\$0	\$0	\$0	\$0	\$200,259
Right of Way	Local Funds	-	\$0	\$0	\$0	\$116,000	\$0	\$0	\$0	\$116,000
Total Right of Way		-	\$0	\$0	\$0	\$116,000	\$0	\$0	\$0	\$116,000
Construction	CMAQ	-	\$0	\$0	\$0	\$706,920	\$0	\$0	\$0	\$706,920
Construction	Local Funds	-	\$0	\$0	\$0	\$12,850	\$0	\$0	\$0	\$12,850
Construction	RTA Sales Tax	-	\$0	\$0	\$0	\$175,730	\$0	\$0	\$0	\$175,730
Total Construction		-	\$0	\$0	\$0	\$895,500	\$0	\$0	\$0	\$895,500
Construction Engineering	Local Funds	-	\$0	\$0	\$0	\$98,450	\$0	\$0	\$0	\$98,450
Total Construction Engineering		-	\$0	\$0	\$0	\$98,450	\$0	\$0	\$0	\$98,450
Total Programmed		-	\$0	\$0	\$200,259	\$1,109,950	\$0	\$0	\$0	\$1,310,209

## Previously Approved Amendment 11-25-0021 - Harvard Access to Transit-Brink St/IL 173

Sidewalk improvements along IL 173/Brink St from Marengo Rd to US 14/Division St

<b>TIP Document:</b>	26-05.1 (Admin FHWA)
<b>Project Type:</b>	Bicycle & Pedestrian
<b>Air Quality:</b>	-
<b>Open to Traffic Year:</b>	-
<b>Lead Agency:</b>	McHenry Co Council
<b>Lead Contact:</b>	-
<b>Project Website:</b>	-
<b>County:</b>	McHenry
<b>Municipality:</b>	Harvard
<b>Major CMAP Programs:</b>	-

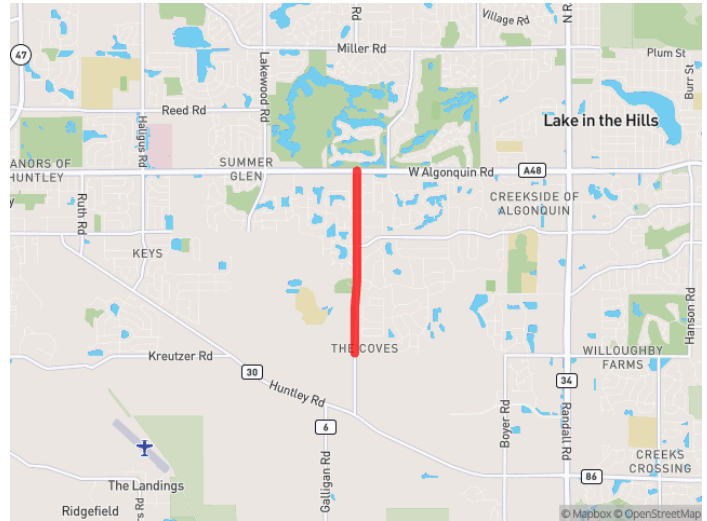
Phase	Fund Source	F. Section ID	Prior	FY2026	FY2027	FY2028	FY2029	FY2030	Future	Total
Engineering II	CMAQ	-	\$0	\$0	\$0	\$93,000	\$0	\$0	\$0	\$93,000
Engineering II	RTA Sales Tax	-	\$0	\$0	\$0	\$23,250	\$0	\$0	\$0	\$23,250

Phase	Fund Source	F. Section ID	Prior	FY2026	FY2027	FY2028	FY2029	FY2030	Future	Total
Total Engineering II		-	\$0	\$0	\$0	\$116,250	\$0	\$0	\$0	\$116,250
Right of Way	Local Funds	-	\$0	\$0	\$0	\$116,000	\$0	\$0	\$0	\$116,000
Total Right of Way		-	\$0	\$0	\$0	\$116,000	\$0	\$0	\$0	\$116,000
Construction	CMAQ	-	\$0	\$0	\$0	\$0	\$706,920	\$0	\$0	\$706,920
Construction	Local Funds	-	\$0	\$0	\$0	\$0	\$12,350	\$0	\$0	\$12,350
Construction	RTA Sales Tax	-	\$0	\$0	\$0	\$0	\$175,730	\$0	\$0	\$175,730
Total Construction		-	\$0	\$0	\$0	\$0	\$895,000	\$0	\$0	\$895,000
Construction Engineering	Local Funds	-	\$0	\$0	\$0	\$0	\$98,450	\$0	\$0	\$98,450
Total Construction Engineering		-	\$0	\$0	\$0	\$0	\$98,450	\$0	\$0	\$98,450
Total Programmed		-	\$0	\$0	\$0	\$232,250	\$993,450	\$0	\$0	\$1,225,700
<b>Current Change Reason:</b>	Schedule / Funding / Scope- Update Cost change due to availability of final design - PSC approved change, Adding additional local funds due to final design costs due to Cost Changes and schedule change									
<b>Project Changes:</b>	Plan Revision Name changed from "26-05.1 (Admin FHWA)" to "26-06.1 (Admin FHWA)"									

# 11-26-0005 - Square Barn Road

Square Barn Road reconstruction from Huntley Road to Algonquin Road.

<b>TIP Document:</b>	26-06.1 (Admin FHWA)
<b>Project Type:</b>	Road Modernization
<b>Air Quality:</b>	Not Required
<b>Open to Traffic Year:</b>	2028
<b>Lead Agency:</b>	McHenry Co Council
<b>Lead Contact:</b>	-
<b>Project Website:</b>	-
<b>County:</b>	McHenry
<b>Municipality:</b>	Algonquin
<b>Major CMAP Programs:</b>	STP - Local



Phase	Fund Source	F. Section ID	Prior	FY2026	FY2027	FY2028	FY2029	FY2030	Future	Total
Engineering I	Local Funds	-	\$0	\$187,523	\$0	\$0	\$0	\$0	\$0	\$187,523
Total Engineering I		-	\$0	\$187,523	\$0	\$0	\$0	\$0	\$0	\$187,523
Engineering II	Local Funds	-	\$0	\$175,635	\$0	\$0	\$0	\$0	\$0	\$175,635
Total Engineering II		-	\$0	\$175,635	\$0	\$0	\$0	\$0	\$0	\$175,635
Construction	Local Funds	-	\$0	\$0	\$2,644,948	\$0	\$0	\$0	\$0	\$2,644,948
Construction	STP - Locally Prgmd	-	\$0	\$0	\$907,172	\$0	\$0	\$0	\$0	\$907,172
Total Construction		-	\$0	\$0	\$3,552,120	\$0	\$0	\$0	\$0	\$3,552,120
Construction Engineering	Local Funds	-	\$0	\$0	\$426,000	\$0	\$0	\$0	\$0	\$426,000
Total Construction Engineering		-	\$0	\$0	\$426,000	\$0	\$0	\$0	\$0	\$426,000
Total Programmed		-	\$0	\$363,158	\$3,978,120	\$0	\$0	\$0	\$0	\$4,341,278

## Previously Approved Amendment 11-26-0005 - Square Barn Road

Square Barn Road reconstruction from Huntley Road to Algonquin Road.

<b>TIP Document:</b>	FFY 27-31 STP-L McHenry
<b>Project Type:</b>	Road Modernization
<b>Air Quality:</b>	-
<b>Open to Traffic Year:</b>	-
<b>Lead Agency:</b>	McHenry Co Council
<b>Lead Contact:</b>	-
<b>Project Website:</b>	-
<b>County:</b>	McHenry
<b>Municipality:</b>	Algonquin
<b>Major CMAP Programs:</b>	-

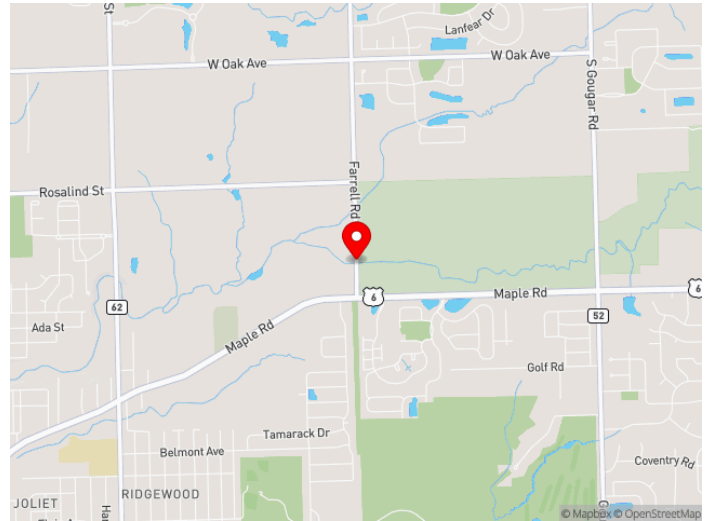
Phase	Fund Source	F. Section ID	Prior	FY2027	FY2028	FY2029	FY2030	FY2031	Future	Total
Engineering I	Local Funds	-	\$187,523	\$0	\$0	\$0	\$0	\$0	\$0	\$187,523
Total Engineering I		-	\$187,523	\$0	\$0	\$0	\$0	\$0	\$0	\$187,523
Engineering II	Local Funds	-	\$175,635	\$0	\$0	\$0	\$0	\$0	\$0	\$175,635
Total Engineering II		-	\$175,635	\$0	\$0	\$0	\$0	\$0	\$0	\$175,635
Construction	Local Funds	-	\$0	\$2,418,155	\$0	\$0	\$0	\$0	\$0	\$2,418,155

Phase	Fund Source	F. Section ID	Prior	FY2027	FY2028	FY2029	FY2030	FY2031	Future	Total
Construction	STP - Locally Prgmd	-	\$0	\$907,172	\$0	\$0	\$0	\$0	\$0	\$907,172
Total Construction		-	\$0	\$3,325,327	\$0	\$0	\$0	\$0	\$0	\$3,325,327
Construction Engineering	Local Funds	-	\$0	\$426,000	\$0	\$0	\$0	\$0	\$0	\$426,000
Total Construction Engineering		-	\$0	\$426,000	\$0	\$0	\$0	\$0	\$0	\$426,000
Total Prior Costs		-	\$363,158	\$0	\$0	\$0	\$0	\$0	\$0	\$363,158
Total Programmed		-	\$363,158	\$3,751,327	\$0	\$0	\$0	\$0	\$0	\$4,114,485
<b>Current Change Reason:</b>	Schedule / Funding / Scope- Update Other cost change described below, Local cost adjustment due to Cost Change									
<b>Project Changes:</b>	Plan Revision Name changed from "FFY 27-31 STP-L McHenry" to "26-06.1 (Admin FHWA)"									
<b>Project Changes:</b>	Exempt Status changed from "Exempt" to "Exempt Tested"									

## 12-12-0017 - Farrell Road at Spring Creek

Bridge Reconstruction over Spring Creek

<b>TIP Document:</b>	26-06.1 (Admin FHWA)
<b>Project Type:</b>	Bridge Repair, Rehab, or Replace
<b>Air Quality:</b>	Not Required
<b>Open to Traffic Year:</b>	2026
<b>Lead Agency:</b>	Will Co Council
<b>Lead Contact:</b>	-
<b>Project Website:</b>	-
<b>County:</b>	Will
<b>Municipality:</b>	Joliet
<b>Major CMAP Programs:</b>	-



Phase	Fund Source	F. Section ID	Prior	FY2026	FY2027	FY2028	FY2029	FY2030	Future	Total
Engineering I	Local Funds	-	\$14,000	\$0	\$0	\$0	\$0	\$0	\$0	\$14,000
Engineering I	STP - Bridge	-	\$68,784	\$0	\$0	\$0	\$0	\$0	\$0	\$68,784
Total Engineering I			\$82,784	\$0	\$0	\$0	\$0	\$0	\$0	\$82,784
Engineering II	Local Funds	-	\$20,000	\$158,665	\$0	\$0	\$0	\$0	\$0	\$178,665
Engineering II	STP - Bridge	-	\$68,800	\$0	\$0	\$0	\$0	\$0	\$0	\$68,800
Total Engineering II			\$88,800	\$158,665	\$0	\$0	\$0	\$0	\$0	\$247,465
Right of Way	Local Funds	-	\$6,200	\$0	\$0	\$0	\$0	\$0	\$0	\$6,200
Total Right of Way			\$6,200	\$0	\$0	\$0	\$0	\$0	\$0	\$6,200
Construction	Bridge - Local Prgmd	-	\$0	\$825,600	\$0	\$0	\$0	\$0	\$0	\$825,600
Construction	Local Funds	-	\$0	\$206,400	\$0	\$0	\$0	\$0	\$0	\$206,400
Total Construction			\$0	\$1,032,000	\$0	\$0	\$0	\$0	\$0	\$1,032,000
Construction Engineering	Bridge - Local Prgmd	-	\$0	\$46,400	\$0	\$0	\$0	\$0	\$0	\$46,400
Construction Engineering	Local Funds	-	\$0	\$64,556	\$0	\$0	\$0	\$0	\$0	\$64,556
Total Construction Engineering			\$0	\$110,956	\$0	\$0	\$0	\$0	\$0	\$110,956
-	Bridge - Local Prgmd	-	\$0	\$0	\$0	\$0	\$0	\$0	\$0	\$0
Total Prior Costs			\$177,784	\$0	\$0	\$0	\$0	\$0	\$0	\$177,784
Total Programmed			\$177,784	\$1,301,621	\$0	\$0	\$0	\$0	\$0	\$1,479,405

## Previously Approved Amendment 12-12-0017 - Farrell Road at Spring Creek

Bridge Reconstruction over Spring Creek

<b>TIP Document:</b>	26-04 (Formal)
<b>Project Type:</b>	Bridge Repair, Rehab, or Replace
<b>Air Quality:</b>	-
<b>Open to Traffic Year:</b>	-
<b>Lead Agency:</b>	Will Co Council
<b>Lead Contact:</b>	-
<b>Project Website:</b>	-
<b>County:</b>	Will
<b>Municipality:</b>	Joliet

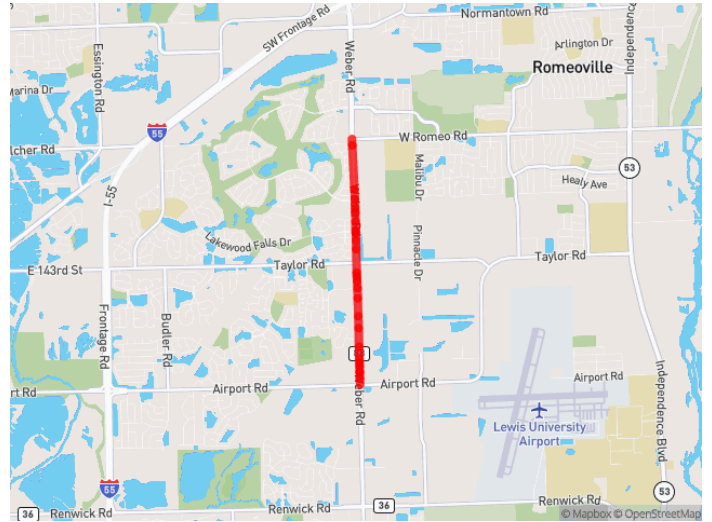
Major CMAP Programs: -

Phase	Fund Source	F. Section ID	Prior	FY2026	FY2027	FY2028	FY2029	FY2030	Future	Total
Engineering I	Local Funds	-	\$14,000	\$0	\$0	\$0	\$0	\$0	\$0	\$14,000
Engineering I	STP - Bridge	-	\$68,784	\$0	\$0	\$0	\$0	\$0	\$0	\$68,784
Total Engineering I		-	\$82,784	\$0	\$0	\$0	\$0	\$0	\$0	\$82,784
Engineering II	Local Funds	-	\$20,000	\$143,665	\$0	\$0	\$0	\$0	\$0	\$163,665
Engineering II	STP - Bridge	-	\$68,800	\$0	\$0	\$0	\$0	\$0	\$0	\$68,800
Total Engineering II		-	\$88,800	\$143,665	\$0	\$0	\$0	\$0	\$0	\$232,465
Right of Way	Local Funds	-	\$6,200	\$0	\$0	\$0	\$0	\$0	\$0	\$6,200
Total Right of Way		-	\$6,200	\$0	\$0	\$0	\$0	\$0	\$0	\$6,200
Construction	Bridge - Local Prgmd	-	\$0	\$825,600	\$0	\$0	\$0	\$0	\$0	\$825,600
Construction	Local Funds	-	\$0	\$206,400	\$0	\$0	\$0	\$0	\$0	\$206,400
Total Construction		-	\$0	\$1,032,000	\$0	\$0	\$0	\$0	\$0	\$1,032,000
Construction Engineering	Bridge - Local Prgmd	-	\$0	\$46,400	\$0	\$0	\$0	\$0	\$0	\$46,400
Construction Engineering	Local Funds	-	\$0	\$64,556	\$0	\$0	\$0	\$0	\$0	\$64,556
Total Construction Engineering		-	\$0	\$110,956	\$0	\$0	\$0	\$0	\$0	\$110,956
-	Bridge - Local Prgmd	-	\$0	\$0	\$0	\$0	\$0	\$0	\$0	\$0
Total Prior Costs		-	\$177,784	\$0	\$0	\$0	\$0	\$0	\$0	\$177,784
Total Programmed		-	\$177,784	\$1,286,621	\$0	\$0	\$0	\$0	\$0	\$1,464,405
<b>Current Change Reason:</b>		Schedule / Funding / Scope- Update Update target letting/authorization - Other cost change described below, Local funding increase due to Cost Increase								
<b>Project Changes:</b>		Plan Revision Name changed from "26-04 (Formal)" to "26-06.1 (Admin FHWA)"								
<b>Target Federal Authorizations and Construction Letting Changes:</b>										
<b>Target Federal Authorizations and Construction Letting Changes:</b>		MTH/QTR has changed from JUN to SEP								

## 12-12-0033 - Weber Road (CH 88) from 135th Street (Romeo Road) to Airport Road (Lockport Road)

This project fills the bottleneck between the proposed I-55 @ Weber Interchange Improvement project cross section and the existing roadway cross section at Airport Road (Lockport Road) intersection.

<b>TIP Document:</b>	26-06.1 (Admin FHWA)
<b>Project Type:</b>	Road Expansion
<b>Air Quality:</b>	Conformed
<b>Open to Traffic Year:</b>	2028
<b>Lead Agency:</b>	Will Co DOT
<b>Lead Contact:</b>	-
<b>Project Website:</b>	-
<b>County:</b>	Will
<b>Municipality:</b>	Romeoville
<b>Major CMAP Programs:</b>	-



Phase	Fund Source	F. Section ID	Prior	FY2026	FY2027	FY2028	FY2029	FY2030	Future	Total
Engineering I	MFT - Local	-	\$1,500,000	\$0	\$0	\$0	\$0	\$0	\$0	\$1,500,000
Total Engineering I		-	\$1,500,000	\$0	\$0	\$0	\$0	\$0	\$0	\$1,500,000
Engineering II	RTA Tax - Collar Counties	-	\$2,100,000	\$0	\$0	\$0	\$0	\$0	\$0	\$2,100,000
Total Engineering II		-	\$2,100,000	\$0	\$0	\$0	\$0	\$0	\$0	\$2,100,000
Right of Way	RTA Tax - Collar Counties	-	\$0	\$1,500,000	\$0	\$0	\$0	\$0	\$0	\$1,500,000
Total Right of Way		-	\$0	\$1,500,000	\$0	\$0	\$0	\$0	\$0	\$1,500,000
Construction	Community Project Funding	-	\$0	\$0	\$0	\$850,000	\$0	\$0	\$0	\$850,000
Construction	Local Project Funding	-	\$0	\$0	\$0	\$750,000	\$0	\$0	\$0	\$750,000
Construction	MFT - State Allocation	-	\$0	\$0	\$0	\$21,736,182	\$0	\$0	\$0	\$21,736,182
Construction	RTA Tax - Collar Counties	-	\$0	\$0	\$0	\$15,000,000	\$0	\$0	\$0	\$15,000,000
Total Construction		-	\$0	\$0	\$0	\$38,336,182	\$0	\$0	\$0	\$38,336,182
Construction Engineering	RTA Tax - Collar Counties	-	\$0	\$0	\$0	\$4,000,000	\$0	\$0	\$0	\$4,000,000
Total Construction Engineering		-	\$0	\$0	\$0	\$4,000,000	\$0	\$0	\$0	\$4,000,000
Total Prior Costs		-	\$3,600,000	\$0	\$0	\$0	\$0	\$0	\$0	\$3,600,000
Total Programmed		-	\$3,600,000	\$1,500,000	\$0	\$42,336,182	\$0	\$0	\$0	\$47,436,182

## Previously Approved Amendment 12-12-0033 - Weber Road (CH 88) from 135th Street (Romeo Road) to Airport Road (Lockport Road)

This project fills the bottleneck between the proposed I-55 @ Weber Interchange Improvement project cross section and the existing roadway cross section at Airport Road (Lockport Road) intersection.

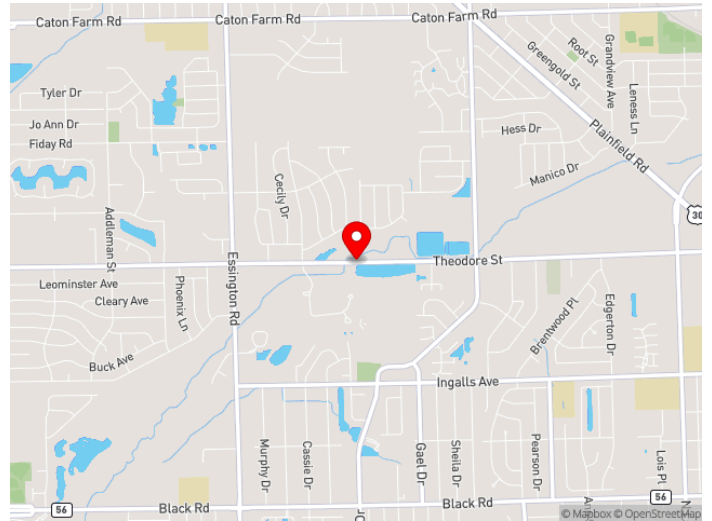
TIP Document:	26-04 (Formal)
Project Type:	Road Expansion
Air Quality:	-
Open to Traffic Year:	-
Lead Agency:	Will Co DOT
Lead Contact:	-
Project Website:	-
County:	Will
Municipality:	Romeoville
Major CMAP Programs:	-

Phase	Fund Source	F. Section ID	Prior	FY2026	FY2027	FY2028	FY2029	FY2030	Future	Total
Engineering I	MFT - Local	-	\$1,500,000	\$0	\$0	\$0	\$0	\$0	\$0	\$1,500,000
Total Engineering I		-	\$1,500,000	\$0	\$0	\$0	\$0	\$0	\$0	\$1,500,000
Engineering II	RTA Tax - Collar Counties	-	\$2,100,000	\$0	\$0	\$0	\$0	\$0	\$0	\$2,100,000
Total Engineering II		-	\$2,100,000	\$0	\$0	\$0	\$0	\$0	\$0	\$2,100,000
Right of Way	RTA Tax - Collar Counties	-	\$0	\$1,500,000	\$0	\$0	\$0	\$0	\$0	\$1,500,000
Total Right of Way		-	\$0	\$1,500,000	\$0	\$0	\$0	\$0	\$0	\$1,500,000
Construction	Community Project Funding	-	\$0	\$0	\$0	\$850,000	\$0	\$0	\$0	\$850,000
Construction	MFT - State Allocation	-	\$0	\$0	\$0	\$22,486,182	\$0	\$0	\$0	\$22,486,182
Construction	RTA Tax - Collar Counties	-	\$0	\$0	\$0	\$15,000,000	\$0	\$0	\$0	\$15,000,000
Total Construction		-	\$0	\$0	\$0	\$38,336,182	\$0	\$0	\$0	\$38,336,182
Construction Engineering	RTA Tax - Collar Counties	-	\$0	\$0	\$0	\$4,000,000	\$0	\$0	\$0	\$4,000,000
Total Construction Engineering		-	\$0	\$0	\$0	\$4,000,000	\$0	\$0	\$0	\$4,000,000
Total Prior Costs		-	\$3,600,000	\$0	\$0	\$0	\$0	\$0	\$0	\$3,600,000
Total Programmed		-	\$3,600,000	\$1,500,000	\$0	\$42,336,182	\$0	\$0	\$0	\$47,436,182
<b>Current Change Reason:</b>	Schedule / Funding / Scope- Update Add, delete, or change fund sources - Update target letting/authorization									
<b>Project Changes:</b>	Plan Revision Name changed from "26-04 (Formal)" to "26-06.1 (Admin FHWA)"									
<b>Target Federal Authorizations and Construction Letting Changes:</b>										
<b>Target Federal Authorizations and Construction Letting Changes:</b>	Year has changed from 2026 to 2027									

## 12-20-0006 - Theodore St. over Rock Run Creek

Bridge Reconstruction

<b>TIP Document:</b>	26-06.1 (Admin FHWA)
<b>Project Type:</b>	Bridge Repair, Rehab, or Replace
<b>Air Quality:</b>	Not Required
<b>Open to Traffic Year:</b>	2026
<b>Lead Agency:</b>	Will Co Council
<b>Lead Contact:</b>	-
<b>Project Website:</b>	-
<b>County:</b>	Will
<b>Municipality:</b>	Joliet
<b>Major CMAP Programs:</b>	-



Phase	Fund Source	F. Section ID	Prior	FY2026	FY2027	FY2028	FY2029	FY2030	Future	Total
Engineering I	Bridge - Local Prgmd	-	\$175,680	\$0	\$0	\$0	\$0	\$0	\$0	\$175,680
Engineering I	Local Funds	-	\$43,920	\$0	\$0	\$0	\$0	\$0	\$0	\$43,920
Total Engineering I	-	-	\$219,600	\$0	\$0	\$0	\$0	\$0	\$0	\$219,600
Engineering II	Bridge - Local Prgmd	-	\$318,053	\$0	\$0	\$0	\$0	\$0	\$0	\$318,053
Engineering II	Local Funds	-	\$79,513	\$0	\$0	\$0	\$0	\$0	\$0	\$79,513
Total Engineering II	-	-	\$397,566	\$0	\$0	\$0	\$0	\$0	\$0	\$397,566
Right of Way	Bridge - Local Prgmd	-	\$0	\$16,000	\$0	\$0	\$0	\$0	\$0	\$16,000
Right of Way	Local Funds	-	\$0	\$4,000	\$0	\$0	\$0	\$0	\$0	\$4,000
Total Right of Way	-	-	\$0	\$20,000	\$0	\$0	\$0	\$0	\$0	\$20,000
Construction	Bridge - Local Prgmd	-	\$0	\$3,180,000	\$0	\$0	\$0	\$0	\$0	\$3,180,000
Construction	Local Funds	-	\$0	\$795,000	\$0	\$0	\$0	\$0	\$0	\$795,000
Total Construction	-	-	\$0	\$3,975,000	\$0	\$0	\$0	\$0	\$0	\$3,975,000
Construction Engineering	Bridge - Local Prgmd	-	\$0	\$318,000	\$0	\$0	\$0	\$0	\$0	\$318,000
Construction Engineering	Local Funds	-	\$0	\$79,500	\$0	\$0	\$0	\$0	\$0	\$79,500
Total Construction Engineering	-	-	\$0	\$397,500	\$0	\$0	\$0	\$0	\$0	\$397,500
Total Prior Costs	-	-	\$617,166	\$0	\$0	\$0	\$0	\$0	\$0	\$617,166
Total Programmed	-	-	\$617,166	\$4,392,500	\$0	\$0	\$0	\$0	\$0	\$5,009,666

## Previously Approved Amendment 12-20-0006 - Theodore St. over Rock Run Creek

Bridge Reconstruction

<b>TIP Document:</b>	26-00 (Adoption)
<b>Project Type:</b>	Bridge Repair, Rehab, or Replace
<b>Air Quality:</b>	-
<b>Open to Traffic Year:</b>	-
<b>Lead Agency:</b>	Will Co Council
<b>Lead Contact:</b>	-
<b>Project Website:</b>	-
<b>County:</b>	Will
<b>Municipality:</b>	Joliet

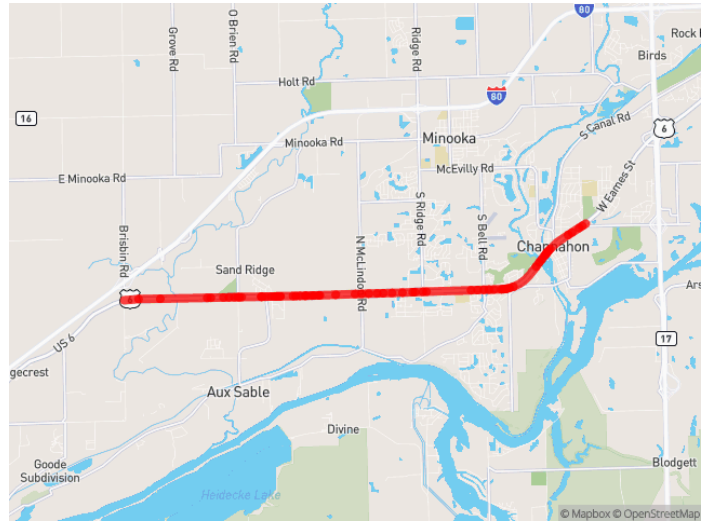
Major CMAP Programs: -

Phase	Fund Source	F. Section ID	Prior	FY2026	FY2027	FY2028	FY2029	FY2030	Future	Total
Engineering I	Bridge - Local Prgmd	-	\$175,680	\$0	\$0	\$0	\$0	\$0	\$0	\$175,680
Engineering I	Local Funds	-	\$43,920	\$0	\$0	\$0	\$0	\$0	\$0	\$43,920
Total Engineering I		-	\$219,600	\$0	\$0	\$0	\$0	\$0	\$0	\$219,600
Engineering II	Bridge - Local Prgmd	-	\$318,053	\$0	\$0	\$0	\$0	\$0	\$0	\$318,053
Engineering II	Local Funds	-	\$79,513	\$0	\$0	\$0	\$0	\$0	\$0	\$79,513
Total Engineering II		-	\$397,566	\$0	\$0	\$0	\$0	\$0	\$0	\$397,566
Right of Way	Bridge - Local Prgmd	-	\$0	\$16,000	\$0	\$0	\$0	\$0	\$0	\$16,000
Right of Way	Local Funds	-	\$0	\$4,000	\$0	\$0	\$0	\$0	\$0	\$4,000
Total Right of Way		-	\$0	\$20,000	\$0	\$0	\$0	\$0	\$0	\$20,000
Construction	Bridge - Local Prgmd	-	\$0	\$3,180,000	\$0	\$0	\$0	\$0	\$0	\$3,180,000
Construction	Local Funds	-	\$0	\$795,000	\$0	\$0	\$0	\$0	\$0	\$795,000
Total Construction		-	\$0	\$3,975,000	\$0	\$0	\$0	\$0	\$0	\$3,975,000
Construction Engineering	Bridge - Local Prgmd	-	\$0	\$318,000	\$0	\$0	\$0	\$0	\$0	\$318,000
Construction Engineering	Local Funds	-	\$0	\$79,500	\$0	\$0	\$0	\$0	\$0	\$79,500
Total Construction Engineering		-	\$0	\$397,500	\$0	\$0	\$0	\$0	\$0	\$397,500
Total Prior Costs		-	\$617,166	\$0	\$0	\$0	\$0	\$0	\$0	\$617,166
Total Programmed		-	\$617,166	\$4,392,500	\$0	\$0	\$0	\$0	\$0	\$5,009,666
<b>Current Change Reason:</b>			Schedule / Funding / Scope- Update Update target letting/authorization							
<b>Project Changes:</b>			Plan Revision Name changed from "26-00 (Adoption)" to "26-06.1 (Admin FHWA)"							
<b>Target Federal Authorizations and Construction Letting Changes:</b>										
<b>Target Federal Authorizations and Construction Letting Changes:</b>			Year has changed from 2025 to 2026							

## 12-20-0015 - US 6 from IL 47 in Morris to 0.1 Mi E of Nigas Rd in Channahon

US 6 from IL 47 in Morris to 0.1 Mi E of Nigas Rd in Channahon (D3 No 2621)

<b>TIP Document:</b>	26-06.1 (Admin FHWA)
<b>Project Type:</b>	Road Maintenance
<b>Air Quality:</b>	Not Required
<b>Open to Traffic Year:</b>	2029
<b>Lead Agency:</b>	IDOT D3 Hwys
<b>Lead Contact:</b>	-
<b>Project Website:</b>	-
<b>County:</b>	Grundy
<b>Municipality:</b>	Channahon
<b>Major CMAP Programs:</b>	-



Phase	Fund Source	F. Section ID	Prior	FY2026	FY2027	FY2028	FY2029	FY2030	Future	Total
Construction	IL Funds	-	\$0	\$1,400,000	\$0	\$0	\$0	\$0	\$0	\$1,400,000
Construction	STP - State Prgmd Urban	-	\$0	\$5,600,000	\$0	\$0	\$0	\$0	\$0	\$5,600,000
Total Construction		-	\$0	\$7,000,000	\$0	\$0	\$0	\$0	\$0	\$7,000,000
Total Programmed		-	\$0	\$7,000,000	\$0	\$0	\$0	\$0	\$0	\$7,000,000

## Previously Approved Amendment 12-20-0015 - US 6 from IL 47 in Morris to 0.1 Mi E of Nigas Rd in Channahon

US 6 from IL 47 in Morris to 0.1 Mi E of Nigas Rd in Channahon (D3 No 2621)

<b>TIP Document:</b>	26-01 (Formal)
<b>Project Type:</b>	Road Maintenance
<b>Air Quality:</b>	-
<b>Open to Traffic Year:</b>	-
<b>Lead Agency:</b>	IDOT D3 Hwys
<b>Lead Contact:</b>	-
<b>Project Website:</b>	-
<b>County:</b>	Grundy
<b>Municipality:</b>	Channahon
<b>Major CMAP Programs:</b>	-

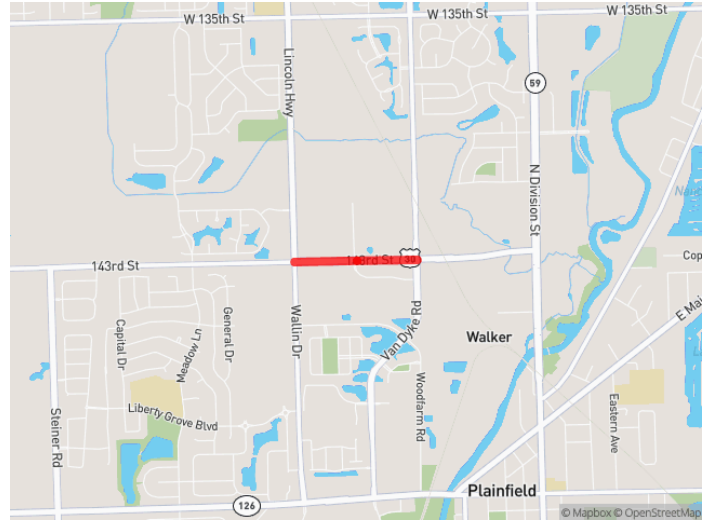
Phase	Fund Source	F. Section ID	Prior	FY2026	FY2027	FY2028	FY2029	FY2030	Future	Total
Construction	IL Funds	-	\$0	\$1,400,000	\$0	\$0	\$0	\$0	\$0	\$1,400,000
Construction	STP - State Prgmd Urban	-	\$0	\$5,600,000	\$0	\$0	\$0	\$0	\$0	\$5,600,000
Total Construction		-	\$0	\$7,000,000	\$0	\$0	\$0	\$0	\$0	\$7,000,000
Total Programmed		-	\$0	\$7,000,000	\$0	\$0	\$0	\$0	\$0	\$7,000,000

<b>Current Change Reason:</b>	Schedule / Funding / Scope- Update Phase(s) converted from Advance Construction status
<b>Project Changes:</b>	Plan Revision Name changed from "26-01 (Formal)" to "26-06.1 (Admin FHWA)"

## 12-24-0012 - Plainfield 143rd Shared-Use Path

A 10' wide multi-use path will be constructed along 143rd St. from Wallin Dr. to Van Dyke Rd. to connect with the Pace Park and Ride Transportation Center. Proposed shared-use path along the south side of 143rd Street between Wallin Drive and Van Dyke Road including ADA and pedestrian signal improvements at crossings and the Van Dyke Road intersection.

<b>TIP Document:</b>	26-06.1 (Admin FHWA)
<b>Project Type:</b>	Bicycle & Pedestrian
<b>Air Quality:</b>	Not Required
<b>Open to Traffic Year:</b>	2028
<b>Lead Agency:</b>	Will Co Council
<b>Lead Contact:</b>	-
<b>Project Website:</b>	-
<b>County:</b>	Will
<b>Municipality:</b>	Plainfield
<b>Major CMAP Programs:</b>	CMAQ



Phase	Fund Source	F. Section ID	Prior	FY2026	FY2027	FY2028	FY2029	FY2030	Future	Total
Engineering II	CMAQ	-	\$0	\$96,000	\$0	\$0	\$0	\$0	\$0	\$96,000
Engineering II	Local Funds	OVER MATCH	\$0	\$192,772	\$0	\$0	\$0	\$0	\$0	\$192,772
Engineering II	RTA Sales Tax	-	\$0	\$8,000	\$0	\$0	\$0	\$0	\$0	\$8,000
Total Engineering II		-	\$0	\$296,772	\$0	\$0	\$0	\$0	\$0	\$296,772
Right of Way	CMAQ	-	\$0	\$80,000	\$0	\$0	\$0	\$0	\$0	\$80,000
Right of Way	Local Funds	OVER MATCH	\$0	\$75,000	\$0	\$0	\$0	\$0	\$0	\$75,000
Total Right of Way		-	\$0	\$155,000	\$0	\$0	\$0	\$0	\$0	\$155,000
Construction	CMAQ	-	\$0	\$0	\$560,000	\$0	\$0	\$0	\$0	\$560,000
Construction	Local Funds	OVER MATCH	\$0	\$0	\$188,984	\$0	\$0	\$0	\$0	\$188,984
Construction	RTA Sales Tax	-	\$0	\$0	\$78,799	\$0	\$0	\$0	\$0	\$78,799
Total Construction		-	\$0	\$0	\$827,783	\$0	\$0	\$0	\$0	\$827,783
Construction Engineering	CMAQ	-	\$0	\$0	\$122,000	\$0	\$0	\$0	\$0	\$122,000
Construction Engineering	Local Funds	OVER MATCH	\$0	\$0	\$45,526	\$0	\$0	\$0	\$0	\$45,526
Construction Engineering	RTA Sales Tax	-	\$0	\$0	\$5,380	\$0	\$0	\$0	\$0	\$5,380
Total Construction Engineering		-	\$0	\$0	\$172,906	\$0	\$0	\$0	\$0	\$172,906
Total Programmed		-	\$0	\$451,772	\$1,000,689	\$0	\$0	\$0	\$0	\$1,452,461

## Previously Approved Amendment 12-24-0012 - Plainfield 143rd Shared-Use Path

A 10' wide multi-use path will be constructed along 143rd St. from Wallin Dr. to Van Dyke Rd. to connect with the Pace Park and Ride Transportation Center. Proposed shared-use path along the south side of 143rd Street between Wallin Drive and Van Dyke Road including ADA and pedestrian signal improvements at crossings and the Van Dyke Road intersection.

<b>TIP Document:</b>	26-05.1 (Admin FHWA)
<b>Project Type:</b>	Bicycle & Pedestrian
<b>Air Quality:</b>	-
<b>Open to Traffic Year:</b>	-
<b>Lead Agency:</b>	Will Co Council
<b>Lead Contact:</b>	-
<b>Project Website:</b>	-

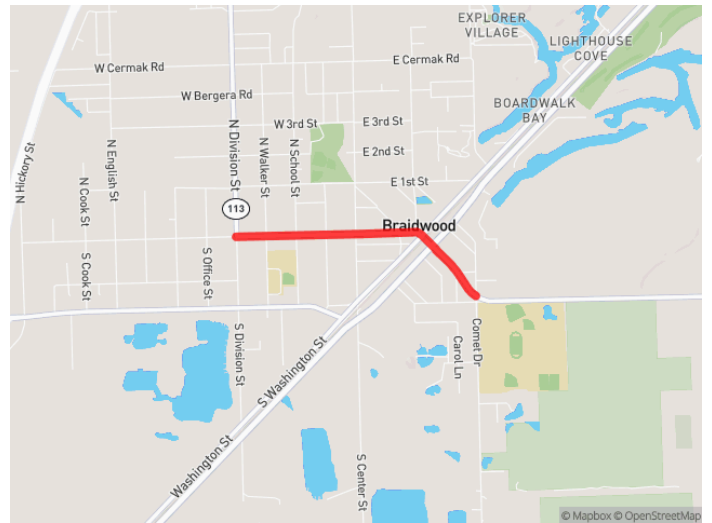
County:	Will
Municipality:	Plainfield
Major CMAP Programs:	-

Phase	Fund Source	F. Section ID	Prior	FY2026	FY2027	FY2028	FY2029	FY2030	Future	Total
Engineering II	CMAQ	-	\$0	\$96,000	\$0	\$0	\$0	\$0	\$0	\$96,000
Engineering II	Local Funds	OVER MATCH	\$0	\$192,772	\$0	\$0	\$0	\$0	\$0	\$192,772
Engineering II	RTA Sales Tax	-	\$0	\$8,000	\$0	\$0	\$0	\$0	\$0	\$8,000
Total Engineering II		-	\$0	\$296,772	\$0	\$0	\$0	\$0	\$0	\$296,772
Right of Way	CMAQ	-	\$0	\$80,000	\$0	\$0	\$0	\$0	\$0	\$80,000
Right of Way	Local Funds	OVER MATCH	\$0	\$75,000	\$0	\$0	\$0	\$0	\$0	\$75,000
Total Right of Way		-	\$0	\$155,000	\$0	\$0	\$0	\$0	\$0	\$155,000
Construction	CMAQ	-	\$0	\$0	\$482,413	\$0	\$0	\$0	\$0	\$482,413
Construction	Local Funds	OVER MATCH	\$0	\$0	\$90,788	\$0	\$0	\$0	\$0	\$90,788
Construction	RTA Sales Tax	-	\$0	\$0	\$78,799	\$0	\$0	\$0	\$0	\$78,799
Total Construction		-	\$0	\$0	\$652,000	\$0	\$0	\$0	\$0	\$652,000
Construction Engineering	CMAQ	-	\$0	\$0	\$147,979	\$0	\$0	\$0	\$0	\$147,979
Construction Engineering	Local Funds	OVER MATCH	\$0	\$0	\$46,641	\$0	\$0	\$0	\$0	\$46,641
Construction Engineering	RTA Sales Tax	-	\$0	\$0	\$5,380	\$0	\$0	\$0	\$0	\$5,380
Total Construction Engineering		-	\$0	\$0	\$200,000	\$0	\$0	\$0	\$0	\$200,000
Total Programmed		-	\$0	\$451,772	\$852,000	\$0	\$0	\$0	\$0	\$1,303,772
<b>Current Change Reason:</b>	Schedule / Funding / Scope- Update Update target letting/authorization - PSC approved change, CMAQ funding updated to reflect approved cost increase request due to Update schedule info and correction of PSC approved CMAQ increase									
<b>Project Changes:</b>	Plan Revision Name changed from "26-05.1 (Admin FHWA)" to "26-06.1 (Admin FHWA)"									
<b>Target Federal Authorizations and Construction Letting Changes:</b>										
<b>Target Federal Authorizations and Construction Letting Changes:</b>	MTH/QTR has changed from NOV to JUN									

## 12-26-0024 - Ill 113 Main St - Divison St to Reed St

Smart Overlay, Standard Overlay, ADA Improvements

<b>TIP Document:</b>	26-06.1 (Admin FHWA)
<b>Project Type:</b>	Road Maintenance
<b>Air Quality:</b>	Not Required
<b>Open to Traffic Year:</b>	2029
<b>Lead Agency:</b>	IDOT D1 Hwys
<b>Lead Contact:</b>	-
<b>Project Website:</b>	-
<b>County:</b>	Will
<b>Municipality:</b>	Braidwood
<b>Major CMAP Programs:</b>	-



Phase	Fund Source	F. Section ID	Prior	FY2026	FY2027	FY2028	FY2029	FY2030	Future	Total
Construction	IL Funds	-	\$0	\$400,000	\$0	\$0	\$0	\$0	\$0	\$400,000
Construction	STP - State Prgmd Urban	-	\$0	\$1,600,000	\$0	\$0	\$0	\$0	\$0	\$1,600,000
Total Construction		-	\$0	\$2,000,000	\$0	\$0	\$0	\$0	\$0	\$2,000,000
Total Programmed		-	\$0	\$2,000,000	\$0	\$0	\$0	\$0	\$0	\$2,000,000

## Previously Approved Amendment 12-26-0024 - Ill 113 Main St - Divison St to Reed St

Smart Overlay, Standard Overlay, ADA Improvements

<b>TIP Document:</b>	26-04.1 (Admin FHWA)
<b>Project Type:</b>	Road Maintenance
<b>Air Quality:</b>	-
<b>Open to Traffic Year:</b>	-
<b>Lead Agency:</b>	IDOT D1 Hwys
<b>Lead Contact:</b>	-
<b>Project Website:</b>	-
<b>County:</b>	Will
<b>Municipality:</b>	Braidwood
<b>Major CMAP Programs:</b>	-

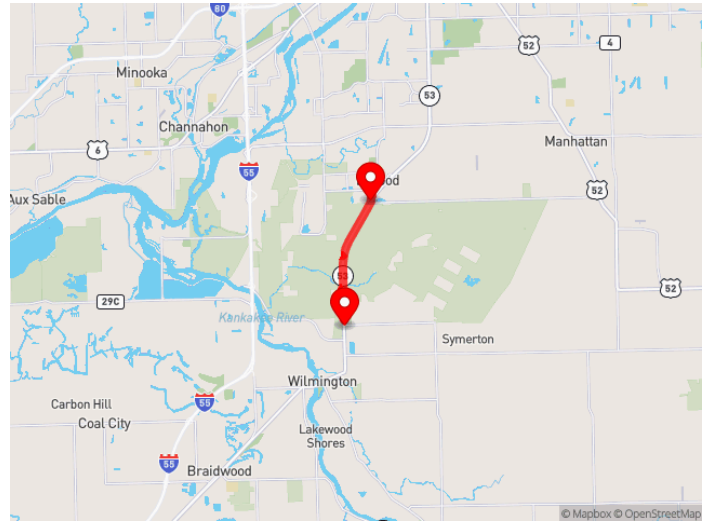
Phase	Fund Source	F. Section ID	Prior	FY2026	FY2027	FY2028	FY2029	FY2030	Future	Total
Construction	IL Funds	-	\$0	\$0	\$400,000	\$0	\$0	\$0	\$0	\$400,000
Construction	STP - State Prgmd Urban	-	\$0	\$0	\$1,600,000	\$0	\$0	\$0	\$0	\$1,600,000
Total Construction		-	\$0	\$0	\$2,000,000	\$0	\$0	\$0	\$0	\$2,000,000
Total Programmed		-	\$0	\$0	\$2,000,000	\$0	\$0	\$0	\$0	\$2,000,000

<b>Current Change Reason:</b>	Schedule / Funding / Scope- Update Project phase(s) moved to an earlier year(s) - Update target letting/authorization
<b>Project Changes:</b>	Plan Revision Name changed from "26-04.1 (Admin FHWA)" to "26-06.1 (Admin FHWA)"
<b>Target Federal Authorizations and Construction Letting Changes:</b>	
<b>Target Federal Authorizations and Construction Letting Changes:</b>	MTH/QTR has changed from Q1 to SEP
<b>Target Federal Authorizations and Construction Letting Changes:</b>	Year has changed from 2027 to 2026

# 12-26-0052 - III 53 - Hoff Rd to N of River Rd

Patching

<b>TIP Document:</b>	26-06.1 (Admin FHWA)
<b>Project Type:</b>	Road Maintenance
<b>Air Quality:</b>	Not Required
<b>Open to Traffic Year:</b>	TBD
<b>Lead Agency:</b>	IDOT D1 Hwys
<b>Lead Contact:</b>	-
<b>Project Website:</b>	-
<b>County:</b>	Will
<b>Municipality:</b>	Wilmington
<b>Major CMAP Programs:</b>	-



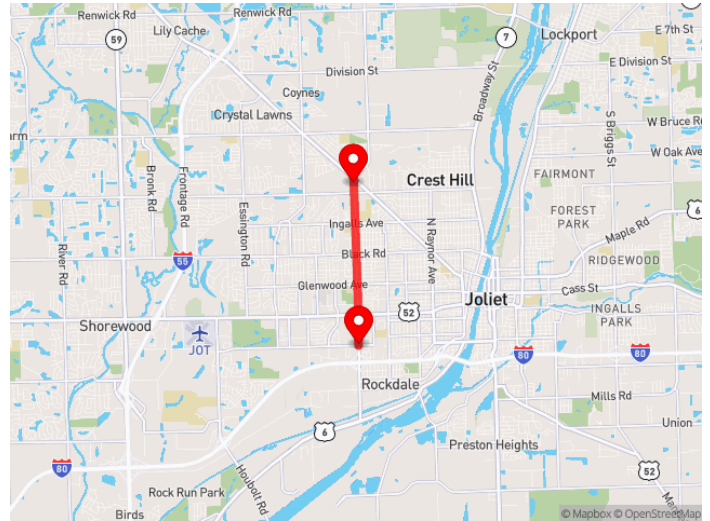
Phase	Fund Source	F. Section ID	Prior	FY2026	FY2027	FY2028	FY2029	FY2030	Future	Total
Construction	NHPP	-	\$0	\$0	\$0	\$0	\$0	\$0	\$6,400,000	\$6,400,000
Construction	Trans Credit - Local/State Hwy	-	\$0	\$0	\$0	\$0	\$0	\$0	\$1,600,000	\$1,600,000
Total Construction		-	\$0	\$0	\$0	\$0	\$0	\$0	\$6,400,000	\$6,400,000
Total Future Costs		-	\$0	\$0	\$0	\$0	\$0	\$0	\$6,400,000	\$6,400,000
Total Toll Credit		-	\$0	\$0	\$0	\$0	\$0	\$0	\$1,600,000	\$1,600,000
Total Programmed		-	\$0	\$0	\$0	\$0	\$0	\$0	\$6,400,000	\$6,400,000

Current Change Reason: New Project

# 12-26-0054 - III 7 Larkin Ave - S of US 30 (Plainfield Rd) to McDonough St

Standard Overlay, ADA Improvements

<b>TIP Document:</b>	26-06.1 (Admin FHWA)
<b>Project Type:</b>	Road Maintenance
<b>Air Quality:</b>	Not Required
<b>Open to Traffic Year:</b>	TBD
<b>Lead Agency:</b>	IDOT D1 Hwys
<b>Lead Contact:</b>	-
<b>Project Website:</b>	-
<b>County:</b>	Will
<b>Municipality:</b>	Crest Hill, Joliet
<b>Major CMAP Programs:</b>	-



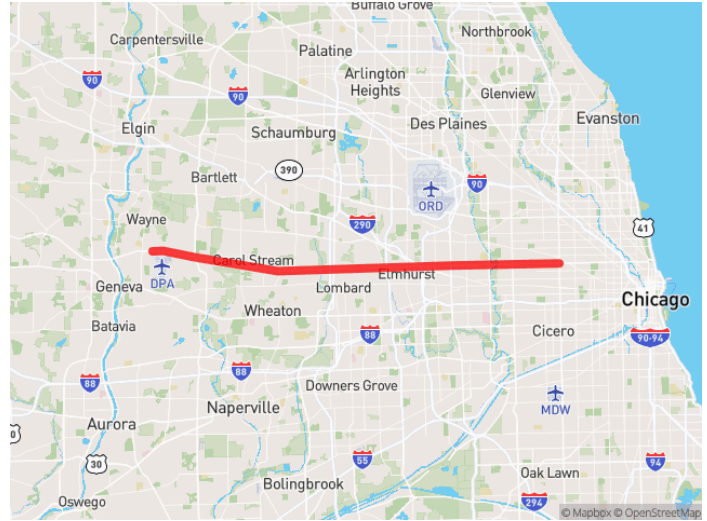
Phase	Fund Source	F. Section ID	Prior	FY2026	FY2027	FY2028	FY2029	FY2030	Future	Total
Construction	NHPP	-	\$0	\$0	\$0	\$0	\$0	\$0	\$6,836,000	\$6,836,000
Construction	Trans Credit - Local/State Hwy	-	\$0	\$0	\$0	\$0	\$0	\$0	\$1,709,000	\$1,709,000
Total Construction		-	\$0	\$0	\$0	\$0	\$0	\$0	\$6,836,000	\$6,836,000
Total Future Costs		-	\$0	\$0	\$0	\$0	\$0	\$0	\$6,836,000	\$6,836,000
Total Toll Credit		-	\$0	\$0	\$0	\$0	\$0	\$0	\$1,709,000	\$1,709,000
Total Programmed		-	\$0	\$0	\$0	\$0	\$0	\$0	\$6,836,000	\$6,836,000

Current Change Reason: New Project

### 13-19-0005 - Illinois Route 64 SMART Corridor (Smith/Kautz Road to Illinois Route 50 - Cicero Avenue)

ITS elements include: traffic signal interconnect, travel time monitoring, dynamic message signs, closed-circuit television cameras, transit signal priority emergency vehicle preemption, and pedestrian countdown signals. Full ADA compliance at signalized intersections, improved pedestrian access to transit, the addition of high visibility crosswalks, and far side relocation of bus stops at traffic signals where feasible and desirable.

<b>TIP Document:</b>	26-06.1 (Admin FHWA)
<b>Project Type:</b>	Systems Improvements
<b>Air Quality:</b>	Conformed
<b>Open to Traffic Year:</b>	2028
<b>Lead Agency:</b>	IDOT D1 Hwys
<b>Lead Contact:</b>	-
<b>Project Website:</b>	-
<b>County:</b>	Cook, DuPage
<b>Municipality:</b>	Countywide
<b>Major CMAP Programs:</b>	CMAQ



Phase	Fund Source	F. Section ID	Prior	FY2026	FY2027	FY2028	FY2029	FY2030	Future	Total
Engineering I	IL Funds	N/A	\$759,929	\$0	\$0	\$0	\$0	\$0	\$0	\$759,929
Total Engineering I	-	-	\$759,929	\$0	\$0	\$0	\$0	\$0	\$0	\$759,929
Engineering II	CMAQ	N/A	\$2,099,105	\$0	\$0	\$0	\$0	\$0	\$0	\$2,099,105
Engineering II	IL Funds	N/A	\$487,201	\$0	\$0	\$0	\$0	\$0	\$0	\$487,201
Total Engineering II	-	-	\$2,586,306	\$0	\$0	\$0	\$0	\$0	\$0	\$2,586,306
Right of Way	IL Funds	York Rd to Ill 50 (Cicero Ave), Smith/Kautz Rd to York Rd	\$107,000	\$0	\$0	\$0	\$0	\$0	\$0	\$107,000
Total Right of Way	-	-	\$107,000	\$0	\$0	\$0	\$0	\$0	\$0	\$107,000
Construction	CMAQ	York Rd to Ill 50 (Cicero Ave), Smith/Kautz Rd to York Rd	\$20,491,348	\$0	\$0	\$0	\$0	\$0	\$0	\$20,491,348
Construction	IL Funds	Smith/Kautz Rd to York Rd, York Rd to Ill 50 (Cicero Ave)	\$5,220,976	\$1,066,939	\$0	\$0	\$0	\$0	\$0	\$6,287,915
Construction	Local Funds	York Rd to Ill 50 (Cicero Ave), Smith/Kautz Rd to York Rd	\$669,000	\$847,657	\$0	\$0	\$0	\$0	\$0	\$1,516,657
Construction	NHPP	York Rd to Ill 50 (Cicero Ave), Smith/Kautz Rd to York Rd	\$5,469,512	\$7,658,382	\$0	\$0	\$0	\$0	\$0	\$13,127,894
Total Construction	-	-	\$31,850,836	\$9,572,978	\$0	\$0	\$0	\$0	\$0	\$41,423,814
Construction Engineering	CMAQ	York Rd to Ill 50 (Cicero Ave), Smith/Kautz Rd to York Rd	\$2,946,077	\$0	\$0	\$0	\$0	\$0	\$0	\$2,946,077
Construction Engineering	IL Funds	Smith/Kautz Rd to York Rd, York Rd to Ill 50 (Cicero Ave)	\$410,000	\$287,191	\$0	\$0	\$0	\$0	\$0	\$697,191
Construction Engineering	NHPP	Smith/Kautz Rd to York Rd	\$0	\$1,148,756	\$0	\$0	\$0	\$0	\$0	\$1,148,756
Total Construction Engineering	-	-	\$3,356,077	\$1,435,947	\$0	\$0	\$0	\$0	\$0	\$4,792,024
Total Prior Costs	-	-	\$38,660,148	\$0	\$0	\$0	\$0	\$0	\$0	\$38,660,148
Total Programmed	-	-	\$38,660,148	\$11,008,925	\$0	\$0	\$0	\$0	\$0	\$49,669,073

### Previously Approved Amendment 13-19-0005 - Illinois Route 64 SMART Corridor (Smith/Kautz Road to Illinois Route 50 - Cicero Avenue)

ITS elements include: traffic signal interconnect, travel time monitoring, dynamic message signs, closed-circuit television cameras, transit signal priority emergency vehicle preemption, and pedestrian countdown signals. Full ADA compliance at signalized intersections, improved pedestrian access to transit, the addition of high visibility crosswalks, and far side relocation of bus stops at traffic signals where feasible and desirable.

<b>TIP Document:</b>	26-00 (Adoption)
<b>Project Type:</b>	Systems Improvements
<b>Air Quality:</b>	-
<b>Open to Traffic Year:</b>	-
<b>Lead Agency:</b>	IDOT D1 Hwys

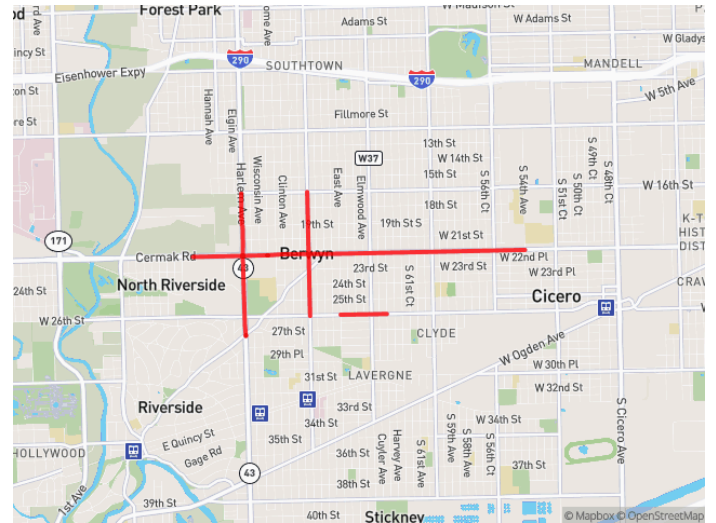
Lead Contact:	-
Project Website:	-
County:	Cook, DuPage
Municipality:	Countywide
Major CMAP Programs:	-

Phase	Fund Source	F. Section ID	Prior	FY2026	FY2027	FY2028	FY2029	FY2030	Future	Total
Engineering I	IL Funds	N/A	\$759,929	\$0	\$0	\$0	\$0	\$0	\$0	\$759,929
Total Engineering I		-	\$759,929	\$0	\$0	\$0	\$0	\$0	\$0	\$759,929
Engineering II	CMAQ	N/A	\$2,099,105	\$0	\$0	\$0	\$0	\$0	\$0	\$2,099,105
Engineering II	IL Funds	N/A	\$487,201	\$0	\$0	\$0	\$0	\$0	\$0	\$487,201
Total Engineering II		-	\$2,586,306	\$0	\$0	\$0	\$0	\$0	\$0	\$2,586,306
Right of Way	IL Funds	Smith/Kautz Rd to York Rd, York Rd to Ill 50 (Cicero Ave)	\$107,000	\$0	\$0	\$0	\$0	\$0	\$0	\$107,000
Total Right of Way		-	\$107,000	\$0	\$0	\$0	\$0	\$0	\$0	\$107,000
Construction	CMAQ	Smith/Kautz Rd to York Rd, York Rd to Ill 50 (Cicero Ave)	\$21,688,605	\$0	\$0	\$0	\$0	\$0	\$0	\$21,688,605
Construction	IL Funds	York Rd to Ill 50 (Cicero Ave), Smith/Kautz Rd to York Rd	\$6,250,400	\$0	\$0	\$0	\$0	\$0	\$0	\$6,250,400
Construction	Local Funds	Smith/Kautz Rd to York Rd, York Rd to Ill 50 (Cicero Ave)	\$694,000	\$0	\$0	\$0	\$0	\$0	\$0	\$694,000
Construction	NHPP	York Rd to Ill 50 (Cicero Ave), Smith/Kautz Rd to York Rd	\$14,276,650	\$0	\$0	\$0	\$0	\$0	\$0	\$14,276,650
Total Construction		-	\$42,909,655	\$0	\$0	\$0	\$0	\$0	\$0	\$42,909,655
Construction Engineering	CMAQ	Smith/Kautz Rd to York Rd, York Rd to Ill 50 (Cicero Ave)	\$1,748,820	\$0	\$0	\$0	\$0	\$0	\$0	\$1,748,820
Construction Engineering	IL Funds	York Rd to Ill 50 (Cicero Ave), Smith/Kautz Rd to York Rd	\$590,000	\$0	\$0	\$0	\$0	\$0	\$0	\$590,000
Total Construction Engineering		-	\$2,338,820	\$0	\$0	\$0	\$0	\$0	\$0	\$2,338,820
Total Prior Costs		-	\$48,701,710	\$0	\$0	\$0	\$0	\$0	\$0	\$48,701,710
Total Programmed		-	\$48,701,710	\$0	\$0	\$0	\$0	\$0	\$0	\$48,701,710
Current Change Reason:	Schedule / Funding / Scope- Update Phase(s) converted from Advance Construction status									
Project Changes:	Plan Revision Name changed from "26-00 (Adoption)" to "26-06.1 (Admin FHWA)"									

## 13-23-0007 - Various - Various Locations (Centrac 30)

Signal Timing/Progression

<b>TIP Document:</b>	26-06.1 (Admin FHWA)
<b>Project Type:</b>	Road Signals & Signs
<b>Air Quality:</b>	Conformed
<b>Open to Traffic Year:</b>	2028
<b>Lead Agency:</b>	IDOT D1 Hwys
<b>Lead Contact:</b>	-
<b>Project Website:</b>	-
<b>County:</b>	Regionwide
<b>Municipality:</b>	Regionwide
<b>Major CMAP Programs:</b>	CMAQ



Phase	Fund Source	F. Section ID	Prior	FY2026	FY2027	FY2028	FY2029	FY2030	Future	Total
Construction	CMAQ	-	\$0	\$140,000	\$0	\$0	\$0	\$0	\$0	\$140,000
Construction	IL Funds	-	\$0	\$70,000	\$0	\$0	\$0	\$0	\$0	\$70,000
Construction	STP - State Prgmd Urban	-	\$0	\$140,000	\$0	\$0	\$0	\$0	\$0	\$140,000
Total Construction		-	\$0	\$350,000	\$0	\$0	\$0	\$0	\$0	\$350,000
Total Programmed		-	\$0	\$350,000	\$0	\$0	\$0	\$0	\$0	\$350,000

## Previously Approved Amendment 13-23-0007 - Various - Various Locations (Centrac 30)

Signal Timing/Progression

<b>TIP Document:</b>	26-05 (Formal)
<b>Project Type:</b>	Road Signals & Signs
<b>Air Quality:</b>	-
<b>Open to Traffic Year:</b>	-
<b>Lead Agency:</b>	IDOT D1 Hwys
<b>Lead Contact:</b>	-
<b>Project Website:</b>	-
<b>County:</b>	Regionwide
<b>Municipality:</b>	Regionwide
<b>Major CMAP Programs:</b>	-

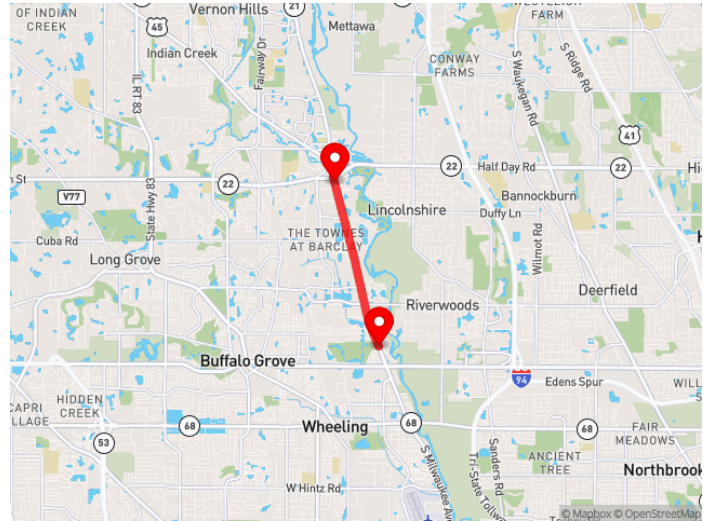
Phase	Fund Source	F. Section ID	Prior	FY2026	FY2027	FY2028	FY2029	FY2030	Future	Total
Construction	CMAQ	-	\$0	\$140,000	\$0	\$0	\$0	\$0	\$0	\$140,000
Construction	IL Funds	-	\$0	\$70,000	\$0	\$0	\$0	\$0	\$0	\$70,000
Construction	STP - State Prgmd Urban	-	\$0	\$140,000	\$0	\$0	\$0	\$0	\$0	\$140,000
Total Construction		-	\$0	\$350,000	\$0	\$0	\$0	\$0	\$0	\$350,000
Total Programmed		-	\$0	\$350,000	\$0	\$0	\$0	\$0	\$0	\$350,000

<b>Current Change Reason:</b>	Schedule / Funding / Scope- Update Phase(s) placed in Advance Construction status
<b>Project Changes:</b>	Plan Revision Name changed from "26-05 (Formal)" to "26-06.1 (Admin FHWA)"

## 13-26-0009 - III 21/US 45 Milwaukee Ave - S of III 22 (Half Day Rd) to Chevy Chase Dr

Smart Overlay, ADA Improvements

<b>TIP Document:</b>	26-06.1 (Admin FHWA)
<b>Project Type:</b>	Road Maintenance
<b>Air Quality:</b>	Not Required
<b>Open to Traffic Year:</b>	2029
<b>Lead Agency:</b>	IDOT D1 Hwys
<b>Lead Contact:</b>	-
<b>Project Website:</b>	-
<b>County:</b>	Lake
<b>Municipality:</b>	Buffalo Grove, Lincolnshire, Riverwoods
<b>Major CMAP Programs:</b>	-



Phase	Fund Source	F. Section ID	Prior	FY2026	FY2027	FY2028	FY2029	FY2030	Future	Total
Construction	IL Funds	-	\$0	\$1,000,000	\$0	\$0	\$0	\$0	\$0	\$1,000,000
Construction	NHPP	-	\$0	\$4,000,000	\$0	\$0	\$0	\$0	\$0	\$4,000,000
Total Construction		-	\$0	\$5,000,000	\$0	\$0	\$0	\$0	\$0	\$5,000,000
Construction Engineering	IL Funds	-	\$0	\$200,000	\$0	\$0	\$0	\$0	\$0	\$200,000
Construction Engineering	NHPP	-	\$0	\$800,000	\$0	\$0	\$0	\$0	\$0	\$800,000
Total Construction Engineering		-	\$0	\$1,000,000	\$0	\$0	\$0	\$0	\$0	\$1,000,000
Total Programmed		-	\$0	\$6,000,000	\$0	\$0	\$0	\$0	\$0	\$6,000,000

## Previously Approved Amendment 13-26-0009 - III 21/US 45 Milwaukee Ave - S of III 22 (Half Day Rd) to Chevy Chase Dr

Smart Overlay, ADA Improvements

<b>TIP Document:</b>	26-04 (Formal)
<b>Project Type:</b>	Road Maintenance
<b>Air Quality:</b>	-
<b>Open to Traffic Year:</b>	-
<b>Lead Agency:</b>	IDOT D1 Hwys
<b>Lead Contact:</b>	-
<b>Project Website:</b>	-
<b>County:</b>	Lake
<b>Municipality:</b>	Buffalo Grove, Lincolnshire, Riverwoods
<b>Major CMAP Programs:</b>	-

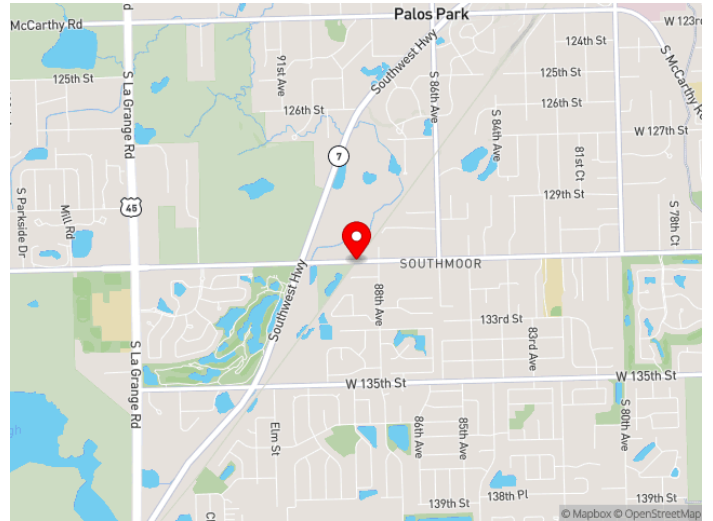
Phase	Fund Source	F. Section ID	Prior	FY2026	FY2027	FY2028	FY2029	FY2030	Future	Total
Construction	IL Funds	-	\$0	\$0	\$1,000,000	\$0	\$0	\$0	\$0	\$1,000,000
Construction	NHPP	-	\$0	\$0	\$4,000,000	\$0	\$0	\$0	\$0	\$4,000,000
Total Construction		-	\$0	\$0	\$5,000,000	\$0	\$0	\$0	\$0	\$5,000,000
Construction Engineering	IL Funds	-	\$0	\$0	\$200,000	\$0	\$0	\$0	\$0	\$200,000
Construction Engineering	NHPP	-	\$0	\$0	\$800,000	\$0	\$0	\$0	\$0	\$800,000
Total Construction Engineering		-	\$0	\$0	\$1,000,000	\$0	\$0	\$0	\$0	\$1,000,000
Total Programmed		-	\$0	\$0	\$6,000,000	\$0	\$0	\$0	\$0	\$6,000,000

Current Change Reason:	Schedule / Funding / Scope- Update Project phase(s) moved to an earlier year(s)
Project Changes:	Plan Revision Name changed from "26-04 (Formal)" to "26-06.1 (Admin FHWA)"
Target Federal Authorizations and Construction Letting Changes:	
Target Federal Authorizations and Construction Letting Changes:	MTH/QTR has changed from Q1 to SEP
Target Federal Authorizations and Construction Letting Changes:	Year has changed from 2027 to 2026

## 15-22-0006 - 131st St - At Metra RR

Bridge Joint Replace/Repair, Bridge Deck Overlay

<b>TIP Document:</b>	26-06.1 (Admin FHWA)
<b>Project Type:</b>	Bridge Routine Maintenance
<b>Air Quality:</b>	Not Required
<b>Open to Traffic Year:</b>	2029
<b>Lead Agency:</b>	IDOT D1 Hwys
<b>Lead Contact:</b>	-
<b>Project Website:</b>	-
<b>County:</b>	Cook
<b>Municipality:</b>	Unincorporated
<b>Major CMAP Programs:</b>	-



Phase	Fund Source	F. Section ID	Prior	FY2026	FY2027	FY2028	FY2029	FY2030	Future	Total
Construction	Bridge - State Prgmd	-	\$0	\$436,000	\$0	\$0	\$0	\$0	\$0	\$436,000
Construction	IL Funds	-	\$0	\$160,000	\$0	\$0	\$0	\$0	\$0	\$160,000
Total Construction		-	\$0	\$596,000	\$0	\$0	\$0	\$0	\$0	\$596,000
Total Programmed		-	\$0	\$596,000	\$0	\$0	\$0	\$0	\$0	\$596,000

## Previously Approved Amendment 15-22-0006 - 131st St - At Metra RR

Bridge Joint Replace/Repair, Bridge Deck Overlay

<b>TIP Document:</b>	26-00 (Adoption)
<b>Project Type:</b>	Bridge Routine Maintenance
<b>Air Quality:</b>	-
<b>Open to Traffic Year:</b>	-
<b>Lead Agency:</b>	IDOT D1 Hwys
<b>Lead Contact:</b>	-
<b>Project Website:</b>	-
<b>County:</b>	Cook
<b>Municipality:</b>	Unincorporated
<b>Major CMAP Programs:</b>	-

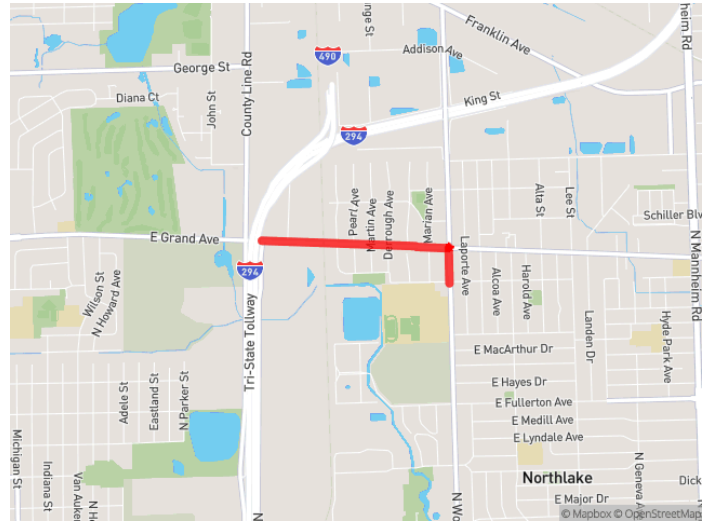
Phase	Fund Source	F. Section ID	Prior	FY2026	FY2027	FY2028	FY2029	FY2030	Future	Total
Construction	Bridge - State Prgmd	-	\$0	\$640,000	\$0	\$0	\$0	\$0	\$0	\$640,000
Construction	IL Funds	-	\$0	\$160,000	\$0	\$0	\$0	\$0	\$0	\$160,000
Total Construction		-	\$0	\$800,000	\$0	\$0	\$0	\$0	\$0	\$800,000
Total Programmed		-	\$0	\$800,000	\$0	\$0	\$0	\$0	\$0	\$800,000

<b>Current Change Reason:</b>	Schedule / Funding / Scope- Update Phase(s) placed in Advance Construction status - Cost change due to change in design requirements
<b>Project Changes:</b>	Plan Revision Name changed from "26-00 (Adoption)" to "26-06.1 (Admin FHWA)"

## 15-23-0012 - Grand Ave - Northwest Ave to Wolf Rd and Wolf Rd - Grand Ave to Diversey Ave

Signal Timing/Progression

<b>TIP Document:</b>	26-06.1 (Admin FHWA)
<b>Project Type:</b>	Road Signals & Signs
<b>Air Quality:</b>	Conformed
<b>Open to Traffic Year:</b>	2029
<b>Lead Agency:</b>	IDOT D1 Hwys
<b>Lead Contact:</b>	-
<b>Project Website:</b>	-
<b>County:</b>	Cook
<b>Municipality:</b>	Unincorporated
<b>Major CMAP Programs:</b>	CMAQ



Phase	Fund Source	F. Section ID	Prior	FY2026	FY2027	FY2028	FY2029	FY2030	Future	Total
Construction	CMAQ	-	\$0	\$320,000	\$0	\$0	\$0	\$0	\$0	\$320,000
Construction	IL Funds	-	\$0	\$149,000	\$0	\$0	\$0	\$0	\$0	\$149,000
Construction	STP - State Prgmd Urban	-	\$0	\$275,000	\$0	\$0	\$0	\$0	\$0	\$275,000
Total Construction		-	\$0	\$744,000	\$0	\$0	\$0	\$0	\$0	\$744,000
Total Programmed		-	\$0	\$744,000	\$0	\$0	\$0	\$0	\$0	\$744,000

## Previously Approved Amendment 15-23-0012 - Grand Ave - Northwest Ave to Wolf Rd and Wolf Rd - Grand Ave to Diversey Ave

Signal Timing/Progression

<b>TIP Document:</b>	26-05.1 (Admin FHWA)
<b>Project Type:</b>	Road Signals & Signs
<b>Air Quality:</b>	-
<b>Open to Traffic Year:</b>	-
<b>Lead Agency:</b>	IDOT D1 Hwys
<b>Lead Contact:</b>	-
<b>Project Website:</b>	-
<b>County:</b>	Cook
<b>Municipality:</b>	Unincorporated
<b>Major CMAP Programs:</b>	-

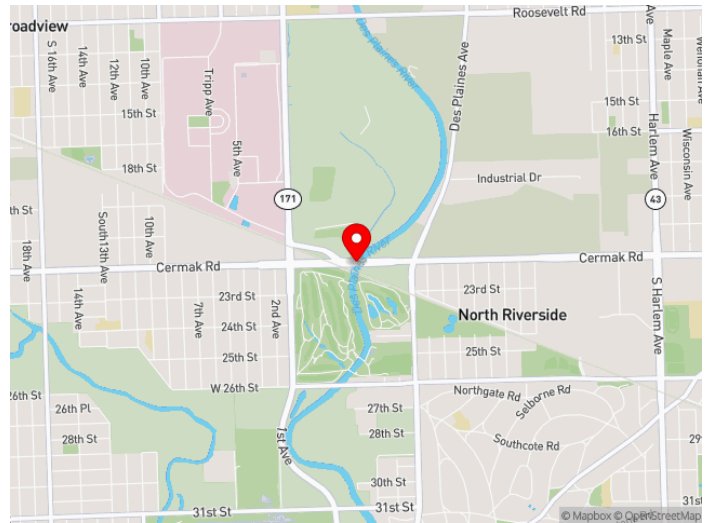
Phase	Fund Source	F. Section ID	Prior	FY2026	FY2027	FY2028	FY2029	FY2030	Future	Total
Construction	CMAQ	-	\$0	\$320,000	\$0	\$0	\$0	\$0	\$0	\$320,000
Construction	IL Funds	-	\$0	\$149,000	\$0	\$0	\$0	\$0	\$0	\$149,000
Construction	STP - State Prgmd Urban	-	\$0	\$275,000	\$0	\$0	\$0	\$0	\$0	\$275,000
Total Construction		-	\$0	\$744,000	\$0	\$0	\$0	\$0	\$0	\$744,000
Total Programmed		-	\$0	\$744,000	\$0	\$0	\$0	\$0	\$0	\$744,000

<b>Current Change Reason:</b>	Schedule / Funding / Scope- Update Phase(s) placed in Advance Construction status
<b>Project Changes:</b>	Plan Revision Name changed from "26-05.1 (Admin FHWA)" to "26-06.1 (Admin FHWA)"

# 15-25-0001 - Cermak Rd over Des Plaines River

Bridge Deck Overlay, Bridge Joint Replace/Repair

<b>TIP Document:</b>	26-06.1 (Admin FHWA)
<b>Project Type:</b>	Bridge Routine Maintenance
<b>Air Quality:</b>	Not Required
<b>Open to Traffic Year:</b>	2029
<b>Lead Agency:</b>	IDOT D1 Hwys
<b>Lead Contact:</b>	-
<b>Project Website:</b>	-
<b>County:</b>	Cook
<b>Municipality:</b>	Unincorporated
<b>Major CMAP Programs:</b>	-



Phase	Fund Source	F. Section ID	Prior	FY2026	FY2027	FY2028	FY2029	FY2030	Future	Total
Construction	Bridge - State Prgmd	-	\$0	\$1,110,000	\$0	\$0	\$0	\$0	\$0	\$1,110,000
Construction	IL Funds	-	\$0	\$500,000	\$0	\$0	\$0	\$0	\$0	\$500,000
Total Construction		-	\$0	\$1,610,000	\$0	\$0	\$0	\$0	\$0	\$1,610,000
Total Programmed		-	\$0	\$1,610,000	\$0	\$0	\$0	\$0	\$0	\$1,610,000

## Previously Approved Amendment 15-25-0001 - Cermak Rd over Des Plaines River

Bridge Deck Overlay, Bridge Joint Replace/Repair

<b>TIP Document:</b>	26-04.1 (Admin FHWA)
<b>Project Type:</b>	Bridge Routine Maintenance
<b>Air Quality:</b>	-
<b>Open to Traffic Year:</b>	-
<b>Lead Agency:</b>	IDOT D1 Hwys
<b>Lead Contact:</b>	-
<b>Project Website:</b>	-
<b>County:</b>	Cook
<b>Municipality:</b>	Unincorporated
<b>Major CMAP Programs:</b>	-

Phase	Fund Source	F. Section ID	Prior	FY2026	FY2027	FY2028	FY2029	FY2030	Future	Total
Construction	Bridge - State Prgmd	-	\$0	\$2,000,000	\$0	\$0	\$0	\$0	\$0	\$2,000,000
Construction	IL Funds	-	\$0	\$500,000	\$0	\$0	\$0	\$0	\$0	\$500,000
Total Construction		-	\$0	\$2,500,000	\$0	\$0	\$0	\$0	\$0	\$2,500,000
Total Programmed		-	\$0	\$2,500,000	\$0	\$0	\$0	\$0	\$0	\$2,500,000

<b>Current Change Reason:</b>	Schedule / Funding / Scope- Update Phase(s) placed in Advance Construction status - Phase(s) converted from Advance Construction status
<b>Project Changes:</b>	Plan Revision Name changed from "26-04.1 (Admin FHWA)" to "26-06.1 (Admin FHWA)"

## 16-19-0001 - 310.001 Capital Improvement Program Management

This project provides for various program administration teams to support CTA staff in the planning and management of the agency's Capital Program.

<b>TIP Document:</b>	26-06.2 (Admin FTA)
<b>Project Type:</b>	Other Transit
<b>Air Quality:</b>	Not Required
<b>Open to Traffic Year:</b>	TBD
<b>Lead Agency:</b>	CTA
<b>Lead Contact:</b>	-
<b>Project Website:</b>	-
<b>County:</b>	Regionwide
<b>Municipality:</b>	Regionwide
<b>Major CMAP Programs:</b>	-

Phase	Fund Source	F. Section ID	Prior	FY2026	FY2027	FY2028	FY2029	FY2030	Future	Total
Implementation	FTA 5307 Urban Formula	SS_5307, CTP Management	\$35,600,793	\$1,010,816	\$1,104,911	\$1,115,960	\$1,127,119	\$1,099,656	\$0	\$41,059,255
Implementation	FTA 5337 Good Repair	SS_5337, CTP Management	\$30,309,718	\$7,829,869	\$7,680,997	\$7,691,743	\$7,702,597	\$7,713,559	\$0	\$68,928,483
Implementation	FTA 5339A Bus (Formula)	SS_5339	\$783,055	\$69,967	\$64,904	\$65,553	\$66,208	\$66,870	\$0	\$1,116,557
Implementation	Ground Transportation Tax	SS_GTT	\$2,094,300	\$0	\$0	\$0	\$0	\$0	\$0	\$2,094,300
Implementation	Homeland Security	SS_HLS	\$117,000	\$0	\$0	\$0	\$0	\$0	\$0	\$117,000
Implementation	IL Funds - Transit	SS_ILRTP	\$14,921	\$0	\$0	\$0	\$0	\$0	\$0	\$14,921
Implementation	Other - Federal	SS_TOD	\$14,060	\$0	\$0	\$0	\$0	\$0	\$0	\$14,060
Implementation	Rebuild Illinois	MATCH DISC. GRANTS	\$0	\$0	\$10,000,000	\$10,000,000	\$10,000,000	\$10,000,000	\$0	\$40,000,000
Implementation	Service Board Funds	CTP Management, SS_TOD, SS_ILRTP	\$3,152,325	\$0	\$0	\$0	\$0	\$0	\$0	\$3,152,325
Implementation	Trans Credit - Transit	-	\$6,931,185	\$1,782,130	\$1,770,162	\$1,774,651	\$1,779,185	\$1,776,017	\$0	\$15,813,330
Total Implementation		-	\$72,086,172	\$8,910,652	\$18,850,812	\$18,873,256	\$18,895,924	\$18,880,085	\$0	\$156,496,901
Total Prior Costs		-	\$72,086,172	\$0	\$0	\$0	\$0	\$0	\$0	\$72,086,172
Total Toll Credit		-	\$6,931,185	\$1,782,130	\$1,770,162	\$1,774,651	\$1,779,185	\$1,776,017	\$0	\$15,813,330
Total Programmed		-	\$72,086,172	\$8,910,652	\$18,850,812	\$18,873,256	\$18,895,924	\$18,880,085	\$0	\$156,496,901

## Previously Approved Amendment 16-19-0001 - 310.001 Capital Improvement Program Management

This project provides for various program administration teams to support CTA staff in the planning and management of the agency's Capital Program.

<b>TIP Document:</b>	26-04.2 (Admin FTA)
<b>Project Type:</b>	Other Transit
<b>Air Quality:</b>	-
<b>Open to Traffic Year:</b>	-
<b>Lead Agency:</b>	CTA
<b>Lead Contact:</b>	-
<b>Project Website:</b>	-
<b>County:</b>	Regionwide
<b>Municipality:</b>	Regionwide
<b>Major CMAP Programs:</b>	-

Phase	Fund Source	F. Section ID	Prior	FY2026	FY2027	FY2028	FY2029	FY2030	Future	Total
Implementation	FTA 5307 Urban Formula	SS_5307, CTP Management	\$35,600,793	\$1,093,971	\$1,104,911	\$1,115,960	\$1,127,119	\$1,099,656	\$0	\$41,142,410
Implementation	FTA 5337 Good Repair	SS_5337, CTP Management	\$30,309,718	\$7,670,357	\$7,680,997	\$7,691,743	\$7,702,597	\$7,713,559	\$0	\$68,768,971

Phase	Fund Source	F. Section ID	Prior	FY2026	FY2027	FY2028	FY2029	FY2030	Future	Total
Implementation	FTA 5339A Bus (Formula)	SS_5339	\$783,055	\$64,261	\$64,904	\$65,553	\$66,208	\$66,870	\$0	\$1,110,851
Implementation	Ground Transportation Tax	SS_GTT	\$2,094,300	\$0	\$0	\$0	\$0	\$0	\$0	\$2,094,300
Implementation	Homeland Security	SS_HLS	\$117,000	\$0	\$0	\$0	\$0	\$0	\$0	\$117,000
Implementation	IL Funds - Transit	SS_ILRTP	\$14,921	\$0	\$0	\$0	\$0	\$0	\$0	\$14,921
Implementation	Other - Federal	SS_TOD	\$14,060	\$0	\$0	\$0	\$0	\$0	\$0	\$14,060
Implementation	Rebuild Illinois	MATCH DISC. GRANTS	\$0	\$0	\$10,000,000	\$10,000,000	\$10,000,000	\$10,000,000	\$0	\$40,000,000
Implementation	Service Board Funds	CTP Management, SS_TOD, SS_ILRTP	\$3,152,325	\$0	\$0	\$0	\$0	\$0	\$0	\$3,152,325
Implementation	Trans Credit - Transit	-	\$6,931,185	\$1,765,718	\$1,770,162	\$1,774,651	\$1,779,185	\$1,776,017	\$0	\$15,796,918
Total Implementation		-	\$72,086,172	\$8,828,589	\$18,850,812	\$18,873,256	\$18,895,924	\$18,880,085	\$0	\$156,414,838
Total Prior Costs		-	\$72,086,172	\$0	\$0	\$0	\$0	\$0	\$0	\$72,086,172
Total Toll Credit		-	\$6,931,185	\$1,765,718	\$1,770,162	\$1,774,651	\$1,779,185	\$1,776,017	\$0	\$15,796,918
Total Programmed		-	\$72,086,172	\$8,828,589	\$18,850,812	\$18,873,256	\$18,895,924	\$18,880,085	\$0	\$156,414,838
<b>Current Change Reason:</b>	Schedule / Funding / Scope- Update Cost change due to updated agreements									
<b>Project Changes:</b>	Plan Revision Name changed from "26-04.2 (Admin FTA)" to "26-06.2 (Admin FTA)"									

## 16-22-0007 - 141.283 Rehabilitate Rail Stations - ASAP

ASAP is a dedicated planning effort to establish the first-ever blueprint for making 42 remaining non-accessible rail stations vertically accessible over the next 20 years. FY2022 will provide funding to complete the 100% design plan for all six targeted Oak Pk, Ridgeland, Irving Pk, Belmont, Grand, and Division) Stations; and also provides for elevator replacement.

<b>TIP Document:</b>	26-06.2 (Admin FTA)									
<b>Project Type:</b>	Transit Station/Stop Improvements									
<b>Air Quality:</b>	Not Required									
<b>Open to Traffic Year:</b>	TBD									
<b>Lead Agency:</b>	CTA									
<b>Lead Contact:</b>	-									
<b>Project Website:</b>	-									
<b>County:</b>	Cook									
<b>Municipality:</b>	-									
<b>Major CMAP Programs:</b>	-									
Phase	Fund Source	F. Section ID	Prior	FY2026	FY2027	FY2028	FY2029	FY2030	Future	Total
Engineering	FTA 5337 Good Repair	N/A	\$26,000,000	\$0	\$0	\$0	\$0	\$0	\$0	\$26,000,000
Total Engineering	-	-	\$26,000,000	\$0	\$0	\$0	\$0	\$0	\$0	\$26,000,000
Implementation	Community Project Funding	FY2022 CPF Elevator Program, Oak Pk_Ridgeland Construction, FY2024 CPF Blue Line Austin Station	\$5,600,000	\$0	\$0	\$0	\$0	\$0	\$0	\$5,600,000
Implementation	FTA 5307 Urban Formula	ESCALATOR Replacement	\$7,500,000	\$0	\$0	\$0	\$0	\$0	\$0	\$7,500,000
Implementation	FTA 5337 Good Repair	ESCALATOR Replacement, ELEVATOR Replacement	\$0	\$7,500,000	\$0	\$13,550,000	\$0	\$0	\$0	\$21,050,000
Implementation	Trans Credit - Transit	-	\$9,391,250	\$0	\$0	\$0	\$1,035,883	\$0	\$0	\$10,427,133
Total Implementation	-	-	\$13,100,000	\$7,500,000	\$0	\$13,550,000	\$0	\$0	\$0	\$34,150,000
Construction	All Stations Accessibility Pgm	Pulaski Station, Irving Pk_Belmont Station	\$0	\$118,480,000	\$0	\$0	\$0	\$0	\$0	\$118,480,000
Construction	FTA 5307 Urban Formula	Next Phases, Oak Pk_Ridgeland Construction, ELEVATOR Replacement	\$22,385,938	\$4,633,224	\$0	\$16,040,170	\$0	\$29,804,180	\$0	\$72,863,512
Construction	FTA 5337 Good Repair	Next Phases, N/A, ELEVATOR Replacement, Oak Pk_Ridgeland Construction	\$27,599,062	\$2,082,000	\$0	\$12,825,817	\$5,179,414	\$60,896,622	\$0	\$108,582,915
Construction	Other - Local	Irving Pk_Belmont Station, Pulaski Station	\$29,620,000	\$0	\$0	\$0	\$0	\$0	\$0	\$29,620,000
Construction	Rebuild Illinois	Next Phases, Oak Pk_Ridgeland Construction	\$0	\$0	\$20,268,024	\$20,984,714	\$0	\$44,305,780	\$0	\$85,558,518
Construction	Trans Credit - Transit	-	\$33,296,000	\$2,843,045	\$0	\$8,483,197	\$0	\$18,140,160	\$0	\$62,762,402
Total Construction	-	-	\$79,605,000	\$125,195,224	\$20,268,024	\$49,850,701	\$5,179,414	\$135,006,582	\$0	\$415,104,945
Total Prior Costs	-	-	\$118,705,000	\$0	\$0	\$0	\$0	\$0	\$0	\$118,705,000
Total Toll Credit	-	-	\$42,687,250	\$2,843,045	\$0	\$8,483,197	\$1,035,883	\$18,140,160	\$0	\$73,189,535
Total Programmed	-	-	\$118,705,000	\$132,695,224	\$20,268,024	\$63,400,701	\$5,179,414	\$135,006,582	\$0	\$475,254,945

## Previously Approved Amendment 16-22-0007 - 141.283 Rehabilitate Rail Stations - ASAP

ASAP is a dedicated planning effort to establish the first-ever blueprint for making 42 remaining non-accessible rail stations vertically accessible over the next 20 years. FY2022 will provide funding to complete the 100% design plan for all six targeted Oak Pk, Ridgeland, Irving Pk, Belmont, Grand, and Division) Stations; and also provides for elevator replacement.

<b>TIP Document:</b>	26-04 (Formal)
<b>Project Type:</b>	Transit Station/Stop Improvements

Air Quality:	-
Open to Traffic Year:	-
Lead Agency:	CTA
Lead Contact:	-
Project Website:	-
County:	Cook
Municipality:	-
Major CMAP Programs:	-

Phase	Fund Source	F. Section ID	Prior	FY2026	FY2027	FY2028	FY2029	FY2030	Future	Total
Engineering	FTA 5337 Good Repair	N/A	\$26,000,000	\$0	\$0	\$0	\$0	\$0	\$0	\$26,000,000
Total Engineering	-	-	\$26,000,000	\$0	\$0	\$0	\$0	\$0	\$0	\$26,000,000
Implementation	Community Project Funding	FY2022 CPF Elevator Program, FY2024 CPF Blue Line Austin Station, Oak Pk_Ridgeland Construction	\$5,600,000	\$0	\$0	\$0	\$0	\$0	\$0	\$5,600,000
Implementation	FTA 5307 Urban Formula	ESCALATOR Replacement	\$7,500,000	\$0	\$0	\$0	\$0	\$0	\$0	\$7,500,000
Implementation	FTA 5337 Good Repair	ELEVATOR Replacement, ESCALATOR Replacement	\$0	\$7,500,000	\$0	\$13,550,000	\$0	\$0	\$0	\$21,050,000
Implementation	Trans Credit - Transit	-	\$9,391,250	\$0	\$0	\$0	\$1,035,883	\$0	\$0	\$10,427,133
Total Implementation	-	-	\$13,100,000	\$7,500,000	\$0	\$13,550,000	\$0	\$0	\$0	\$34,150,000
Construction	All Stations Accessibility Pgm	Pulaski Station, Irving Pk_Belmont Station	\$0	\$118,480,000	\$0	\$0	\$0	\$0	\$0	\$118,480,000
Construction	FTA 5307 Urban Formula	Next Phases, Oak Pk_Ridgeland Construction, ELEVATOR Replacement	\$22,385,938	\$4,633,224	\$0	\$16,040,170	\$0	\$29,804,180	\$0	\$72,863,512
Construction	FTA 5337 Good Repair	Oak Pk_Ridgeland Construction, N/A, ELEVATOR Replacement, Next Phases	\$27,599,062	\$8,916,776	\$0	\$12,825,817	\$5,179,414	\$60,896,622	\$0	\$115,417,691
Construction	Other - Local	Pulaski Station, Irving Pk_Belmont Station	\$29,620,000	\$0	\$0	\$0	\$0	\$0	\$0	\$29,620,000
Construction	Rebuild Illinois	Next Phases, Oak Pk_Ridgeland Construction	\$0	\$0	\$20,268,024	\$20,984,714	\$0	\$44,305,780	\$0	\$85,558,518
Construction	Trans Credit - Transit	-	\$33,296,000	\$4,210,000	\$0	\$8,483,197	\$0	\$18,140,160	\$0	\$64,129,357
Total Construction	-	-	\$79,605,000	\$132,030,000	\$20,268,024	\$49,850,701	\$5,179,414	\$135,006,582	\$0	\$421,939,721
Total Prior Costs	-	-	\$118,705,000	\$0	\$0	\$0	\$0	\$0	\$0	\$118,705,000
Total Toll Credit	-	-	\$42,687,250	\$4,210,000	\$0	\$8,483,197	\$1,035,883	\$18,140,160	\$0	\$74,556,490
Total Programmed	-	-	\$118,705,000	\$139,530,000	\$20,268,024	\$63,400,701	\$5,179,414	\$135,006,582	\$0	\$482,089,721
<b>Current Change Reason:</b>	Schedule / Funding / Scope- Update Cost change due to updated agreements, Updating Budgets to meet Final Federal Marks due to Cost change.									
<b>Project Changes:</b>	Plan Revision Name changed from "26-04 (Formal)" to "26-06.2 (Admin FTA)"									

## 16-23-0001 - 021.806 Mid-Life Bus Overhaul - 450 of 450 Nova Series 7900

Funding will provide for the mid-life overhaul of the CTA Nova buses 7900 Series.

<b>TIP Document:</b>	26-06.2 (Admin FTA)
<b>Project Type:</b>	Transit Vehicles (Bus/Rail)
<b>Air Quality:</b>	Not Required
<b>Open to Traffic Year:</b>	2029
<b>Lead Agency:</b>	CTA
<b>Lead Contact:</b>	-
<b>Project Website:</b>	-
<b>County:</b>	Regionwide
<b>Municipality:</b>	Regionwide
<b>Major CMAP Programs:</b>	-

Phase	Fund Source	F. Section ID	Prior	FY2026	FY2027	FY2028	FY2029	FY2030	Future	Total
Implementation	FTA 5307 Urban Formula	-	\$43,591,011	\$12,496,767	\$0	\$0	\$12,313,381	\$0	\$0	\$68,401,159
Implementation	FTA 5339A Bus (Formula)	-	\$6,790,985	\$11,272,703	\$0	\$0	\$13,175,457	\$0	\$0	\$31,239,145
Implementation	Rebuild Illinois	-	\$8,526,025	\$0	\$6,337,384	\$6,301,946	\$0	\$0	\$0	\$21,165,355
Implementation	Trans Credit - Transit	-	\$10,076,400	\$4,753,894	\$0	\$0	\$5,097,768	\$0	\$0	\$19,928,062
Total Implementation		-	\$58,908,021	\$23,769,470	\$6,337,384	\$6,301,946	\$25,488,838	\$0	\$0	\$120,805,659
Total Prior Costs		-	\$58,908,021	\$0	\$0	\$0	\$0	\$0	\$0	\$58,908,021
Total Toll Credit		-	\$10,076,400	\$4,753,894	\$0	\$0	\$5,097,768	\$0	\$0	\$19,928,062
Total Programmed		-	\$58,908,021	\$23,769,470	\$6,337,384	\$6,301,946	\$25,488,838	\$0	\$0	\$120,805,659

## Previously Approved Amendment 16-23-0001 - 021.806 Mid-Life Bus Overhaul - 450 of 450 Nova Series 7900

Funding will provide for the mid-life overhaul of the CTA Nova buses 7900 Series.

<b>TIP Document:</b>	26-04.2 (Admin FTA)
<b>Project Type:</b>	Transit Vehicles (Bus/Rail)
<b>Air Quality:</b>	-
<b>Open to Traffic Year:</b>	-
<b>Lead Agency:</b>	CTA
<b>Lead Contact:</b>	-
<b>Project Website:</b>	-
<b>County:</b>	Regionwide
<b>Municipality:</b>	Regionwide
<b>Major CMAP Programs:</b>	-

Phase	Fund Source	F. Section ID	Prior	FY2026	FY2027	FY2028	FY2029	FY2030	Future	Total
Implementation	FTA 5307 Urban Formula	-	\$43,591,011	\$13,632,298	\$0	\$0	\$12,313,381	\$0	\$0	\$69,536,690
Implementation	FTA 5339A Bus (Formula)	-	\$6,790,985	\$10,137,172	\$0	\$0	\$13,175,457	\$0	\$0	\$30,103,614
Implementation	Rebuild Illinois	-	\$8,526,025	\$0	\$6,337,384	\$6,301,946	\$0	\$0	\$0	\$21,165,355
Implementation	Trans Credit - Transit	-	\$10,076,400	\$4,753,894	\$0	\$0	\$5,097,768	\$0	\$0	\$19,928,062
Total Implementation		-	\$58,908,021	\$23,769,470	\$6,337,384	\$6,301,946	\$25,488,838	\$0	\$0	\$120,805,659
Total Prior Costs		-	\$58,908,021	\$0	\$0	\$0	\$0	\$0	\$0	\$58,908,021
Total Toll Credit		-	\$10,076,400	\$4,753,894	\$0	\$0	\$5,097,768	\$0	\$0	\$19,928,062
Total Programmed		-	\$58,908,021	\$23,769,470	\$6,337,384	\$6,301,946	\$25,488,838	\$0	\$0	\$120,805,659

**Current Change Reason:** Schedule / Funding / Scope- Update Cost change due to updated agreements, Updating Budgets to meet Final Federal Marks due to Cost change.

**Project Changes:**

Plan Revision Name changed from "26-04.2 (Admin FTA)" to "26-06.2 (Admin FTA)"

---

## 16-99-0002 - 073.500 Improve Facilities - Systemwide

Planned work includes renewal initiatives for the following: (1) Facilities Maintenance funding will be targeted at preventive maintenance projects at various CTA facilities system-wide. (2) Modernization of rail yards and (3) Critical repairs at CTA facilities system-wide; it will also provides for (4) Office Building Lease payments principal and interest; and (5) Sheds for the new Diesel Locomotives.

<b>TIP Document:</b>	26-06.2 (Admin FTA)									
<b>Project Type:</b>	Transit Station/Stop Improvements									
<b>Air Quality:</b>	Not Required									
<b>Open to Traffic Year:</b>	TBD									
<b>Lead Agency:</b>	CTA									
<b>Lead Contact:</b>	-									
<b>Project Website:</b>	-									
<b>County:</b>	Regionwide									
<b>Municipality:</b>	Regionwide									
<b>Major CMAP Programs:</b>	-									
Phase	Fund Source	F. Section ID	Prior	FY2026	FY2027	FY2028	FY2029	FY2030	Future	Total
Implementation	FTA 5307 Urban Formula	BldgLease, RailYards, FacilitiesMntc, Skokie Improvements, Building Envelope Skokie, Skokie Clean Room, Roof Replacement	\$151,132,800	\$6,187,888	\$6,185,719	\$6,190,687	\$23,387,137	\$6,189,412	\$0	\$199,273,643
Implementation	FTA 5309C Bus Disc - historical fund *	-	\$32,000,000	\$0	\$0	\$0	\$0	\$0	\$0	\$32,000,000
Implementation	FTA 5337 Good Repair	Diesel Locomotive Sheds, Skokie Improvements, RailYards, SKOKIE SHOPS, CriticalNeeds, Skokie Hoist, Skokie WheelTruing,Skokie Impr, Midway WheelTruing, FacilitiesMntc, RC Facility Improve, Roof Replacement, 567 ELEVATORS	\$107,290,327	\$30,634,776	\$8,875,879	\$5,294,017	\$0	\$0	\$0	\$152,094,999
Implementation	IL Funds - Transit	-	\$95,059,000	\$0	\$0	\$0	\$0	\$0	\$0	\$95,059,000
Implementation	Local Fund Match - historical fund *	-	\$8,000,000	\$0	\$0	\$0	\$0	\$0	\$0	\$8,000,000
Implementation	Other - Federal	-	\$6,800,000	\$0	\$0	\$0	\$0	\$0	\$0	\$6,800,000
Implementation	Rebuild Illinois	FacilitiesMntc, Building Envelope Skokie, PowerHouse Mechanical Upgrades, Boiler Replacement Rosemont, RailYards, CriticalNeeds	\$95,340,562	\$3,030,281	\$4,160,281	\$3,030,281	\$3,030,281	\$3,030,281	\$0	\$111,621,967
Implementation	RTA Bonds	CriticalNeeds, RailYards	\$15,000,000	\$0	\$0	\$0	\$0	\$0	\$0	\$15,000,000
Implementation	RTA Sales Tax	-	\$13,723,000	\$0	\$0	\$0	\$0	\$0	\$0	\$13,723,000
Implementation	Service Board Funds	CriticalNeeds, SOGR, RailYards, Skokie Clean Room, FacilitiesMntc	\$104,232,583	\$0	\$0	\$0	\$0	\$0	\$0	\$104,232,583
Implementation	Trans Credit - Transit	-	\$18,953,060	\$7,364,533	\$3,012,320	\$2,296,941	\$4,677,427	\$1,237,882	\$0	\$37,542,163
Total Implementation	-	-	\$628,578,272	\$39,852,945	\$19,221,879	\$14,514,985	\$26,417,418	\$9,219,693	\$0	\$737,805,192
Total Prior Costs	-	-	\$628,578,272	\$0	\$0	\$0	\$0	\$0	\$0	\$628,578,272
Total Toll Credit	-	-	\$18,953,060	\$7,364,533	\$3,012,320	\$2,296,941	\$4,677,427	\$1,237,882	\$0	\$37,542,163
Total Programmed	-	-	\$628,578,272	\$39,852,945	\$19,221,879	\$14,514,985	\$26,417,418	\$9,219,693	\$0	\$737,805,192

## Previously Approved Amendment 16-99-0002 - 073.500 Improve Facilities - Systemwide

Planned work includes renewal initiatives for the following: (1) Facilities Maintenance funding will be targeted at preventive maintenance projects at various CTA facilities system-wide. (2) Modernization of rail yards and (3) Critical repairs at CTA facilities system-wide; it will also provides for (4) Office Building Lease payments principal and interest; and (5) Sheds for the new Diesel Locomotives.

TIP Document:	26-04 (Formal)
Project Type:	Transit Station/Stop Improvements
Air Quality:	-
Open to Traffic Year:	-
Lead Agency:	CTA
Lead Contact:	-
Project Website:	-
County:	Regionwide
Municipality:	Regionwide
Major CMAP Programs:	-

Phase	Fund Source	F. Section ID	Prior	FY2026	FY2027	FY2028	FY2029	FY2030	Future	Total
Implementation	FTA 5307 Urban Formula	BldgLease, Skokie Improvements, Skokie Clean Room, Building Envelope Skokie, FacilitiesMntc, Roof Replacement, RailYards	\$151,132,800	\$6,187,888	\$6,185,719	\$6,190,687	\$23,387,137	\$6,189,412	\$0	\$199,273,643
Implementation	FTA 5309C Bus Disc - historical fund *	-	\$32,000,000	\$0	\$0	\$0	\$0	\$0	\$0	\$32,000,000
Implementation	FTA 5337 Good Repair	RailYards, CriticalNeeds, RC Facility Improve, FacilitiesMntc, Skokie Improvements, Diesel Locomotive Sheds, Roof Replacement, Skokie Hoist, SKOKIE SHOPS, Skokie WheelTruing,Skokie Impr, Midway WheelTruing	\$107,290,327	\$23,800,000	\$8,875,879	\$5,294,017	\$0	\$0	\$0	\$145,260,223
Implementation	IL Funds - Transit	-	\$95,059,000	\$0	\$0	\$0	\$0	\$0	\$0	\$95,059,000
Implementation	Local Fund Match - historical fund *	-	\$8,000,000	\$0	\$0	\$0	\$0	\$0	\$0	\$8,000,000
Implementation	Other - Federal	-	\$6,800,000	\$0	\$0	\$0	\$0	\$0	\$0	\$6,800,000
Implementation	Rebuild Illinois	FacilitiesMntc, RailYards, Boiler Replacement Rosemont, CriticalNeeds, PowerHouse Mechanical Upgrades, Building Envelope Skokie	\$95,340,562	\$3,030,281	\$4,160,281	\$3,030,281	\$3,030,281	\$3,030,281	\$0	\$111,621,967
Implementation	RTA Bonds	CriticalNeeds, RailYards	\$15,000,000	\$0	\$0	\$0	\$0	\$0	\$0	\$15,000,000
Implementation	RTA Sales Tax	-	\$13,723,000	\$0	\$0	\$0	\$0	\$0	\$0	\$13,723,000
Implementation	Service Board Funds	Skokie Clean Room, SOGR, CriticalNeeds, FacilitiesMntc, RailYards	\$104,232,583	\$0	\$0	\$0	\$0	\$0	\$0	\$104,232,583
Implementation	Trans Credit - Transit	-	\$18,953,060	\$5,997,578	\$3,238,320	\$2,296,941	\$4,677,427	\$1,237,882	\$0	\$36,401,208
Total Implementation	-	-	\$628,578,272	\$33,018,169	\$19,221,879	\$14,514,985	\$26,417,418	\$9,219,693	\$0	\$730,970,416
Total Prior Costs	-	-	\$628,578,272	\$0	\$0	\$0	\$0	\$0	\$0	\$628,578,272
Total Toll Credit	-	-	\$18,953,060	\$5,997,578	\$3,238,320	\$2,296,941	\$4,677,427	\$1,237,882	\$0	\$36,401,208
Total Programmed	-	-	\$628,578,272	\$33,018,169	\$19,221,879	\$14,514,985	\$26,417,418	\$9,219,693	\$0	\$730,970,416

Current Change Reason:	Schedule / Funding / Scope- Update Cost change due to updated agreements, Updating Budgets to meet Final Federal Marks due to Cost change.
Project Changes:	Plan Revision Name changed from "26-04 (Formal)" to "26-06.2 (Admin FTA)"

## 18-10-0026 - Metra - Interlockings Regionwide

Upgrades and improvements to the signal system and tracks at switches, crossovers, and larger interlocking plants. Locations include 16th Street on the Rock Island, A-20 Interlocking on the Milwaukee District North, Morgan Interlocking on the Milwaukee District, Western Interlocking on the Rock Island, and the interlockings at Chicago Union Station.

<b>TIP Document:</b>	26-06.2 (Admin FTA)
<b>Project Type:</b>	Systems Improvements
<b>Air Quality:</b>	Not Required
<b>Open to Traffic Year:</b>	2027
<b>Lead Agency:</b>	Metra
<b>Lead Contact:</b>	-
<b>Project Website:</b>	-
<b>County:</b>	Regionwide
<b>Municipality:</b>	Regionwide
<b>Major CMAP Programs:</b>	-

Phase	Fund Source	F. Section ID	Prior	FY2026	FY2027	FY2028	FY2029	FY2030	Future	Total
Implementation	FTA 5307 Urban Formula	4842, 5149, 5457, 5361, 4841, 5455, 5362	\$29,650,000	\$0	\$0	\$0	\$5,000,000	\$0	\$0	\$34,650,000
Implementation	FTA 5309B Rail - historical fund *	-	\$13,700,000	\$0	\$0	\$0	\$0	\$0	\$0	\$13,700,000
Implementation	FTA 5337 Good Repair	5361, 4947, 5457, 5362, 5149, 4842	\$66,907,437	\$19,255,500	\$41,030,500	\$10,550,000	\$3,550,000	\$950,000	\$0	\$142,243,437
Implementation	IL Funds - Transit	-	\$5,425,000	\$0	\$0	\$0	\$0	\$0	\$0	\$5,425,000
Implementation	Local Fund Match - historical fund *	-	\$400,000	\$0	\$0	\$0	\$0	\$0	\$0	\$400,000
Implementation	MFT - Local	4947	\$85,000	\$0	\$0	\$0	\$0	\$0	\$0	\$85,000
Implementation	Rebuild Illinois	5258	\$2,000,000	\$0	\$0	\$0	\$0	\$0	\$0	\$2,000,000
Implementation	RTA Bonds	-	\$12,910,000	\$0	\$0	\$0	\$0	\$0	\$0	\$12,910,000
Implementation	RTA Sales Tax	-	\$553,000	\$0	\$0	\$0	\$0	\$0	\$0	\$553,000
Implementation	Trans Credit - Transit	-	\$6,722,000	\$3,851,100	\$8,206,100	\$2,110,000	\$1,710,000	\$190,000	\$0	\$22,789,200
Total Implementation		-	\$131,630,437	\$19,255,500	\$41,030,500	\$10,550,000	\$8,550,000	\$950,000	\$0	\$211,966,437
Total Prior Costs		-	\$131,630,437	\$0	\$0	\$0	\$0	\$0	\$0	\$131,630,437
Total Toll Credit		-	\$6,722,000	\$3,851,100	\$8,206,100	\$2,110,000	\$1,710,000	\$190,000	\$0	\$22,789,200
Total Programmed		-	\$131,630,437	\$19,255,500	\$41,030,500	\$10,550,000	\$8,550,000	\$950,000	\$0	\$211,966,437

### Previously Approved Amendment 18-10-0026 - Metra - Interlockings Regionwide

Upgrades and improvements to the signal system and tracks at switches, crossovers, and larger interlocking plants. Locations include 16th Street on the Rock Island, A-20 Interlocking on the Milwaukee District North, Morgan Interlocking on the Milwaukee District, Western Interlocking on the Rock Island, and the interlockings at Chicago Union Station.

<b>TIP Document:</b>	26-04 (Formal)
<b>Project Type:</b>	Systems Improvements
<b>Air Quality:</b>	-
<b>Open to Traffic Year:</b>	-
<b>Lead Agency:</b>	Metra
<b>Lead Contact:</b>	-
<b>Project Website:</b>	-
<b>County:</b>	Regionwide
<b>Municipality:</b>	Regionwide
<b>Major CMAP Programs:</b>	-

Phase	Fund Source	F. Section ID	Prior	FY2026	FY2027	FY2028	FY2029	FY2030	Future	Total
Implementation	FTA 5307 Urban Formula	4841, 5362, 5361, 4842, 5457, 5149, 5455	\$29,650,000	\$0	\$0	\$0	\$5,000,000	\$0	\$0	\$34,650,000
Implementation	FTA 5309B Rail - historical fund *	-	\$13,700,000	\$0	\$0	\$0	\$0	\$0	\$0	\$13,700,000
Implementation	FTA 5337 Good Repair	5149, 5362, 5361, 4947, 4842, 5457	\$66,907,437	\$20,755,500	\$41,030,500	\$10,550,000	\$3,550,000	\$950,000	\$0	\$143,743,437
Implementation	IL Funds - Transit	-	\$5,425,000	\$0	\$0	\$0	\$0	\$0	\$0	\$5,425,000
Implementation	Local Fund Match - historical fund *	-	\$400,000	\$0	\$0	\$0	\$0	\$0	\$0	\$400,000
Implementation	MFT - Local	4947	\$85,000	\$0	\$0	\$0	\$0	\$0	\$0	\$85,000
Implementation	Rebuild Illinois	5258	\$2,000,000	\$0	\$0	\$0	\$0	\$0	\$0	\$2,000,000
Implementation	RTA Bonds	-	\$12,910,000	\$0	\$0	\$0	\$0	\$0	\$0	\$12,910,000
Implementation	RTA Sales Tax	-	\$553,000	\$0	\$0	\$0	\$0	\$0	\$0	\$553,000
Implementation	Trans Credit - Transit	-	\$6,722,000	\$4,151,100	\$8,206,100	\$2,110,000	\$1,710,000	\$190,000	\$0	\$23,089,200
Total Implementation		-	\$131,630,437	\$20,755,500	\$41,030,500	\$10,550,000	\$8,550,000	\$950,000	\$0	\$213,466,437
Total Prior Costs		-	\$131,630,437	\$0	\$0	\$0	\$0	\$0	\$0	\$131,630,437
Total Toll Credit		-	\$6,722,000	\$4,151,100	\$8,206,100	\$2,110,000	\$1,710,000	\$190,000	\$0	\$23,089,200
Total Programmed		-	\$131,630,437	\$20,755,500	\$41,030,500	\$10,550,000	\$8,550,000	\$950,000	\$0	\$213,466,437
<b>Current Change Reason:</b>	Schedule / Funding / Scope- Update Add, delete, or change fund sources									
<b>Project Changes:</b>	Plan Revision Name changed from "26-04 (Formal)" to "26-06.2 (Admin FTA)"									

## 18-16-0009 - Rail Renewal

Rail Renewal 5017, 5428, 5028, 5426, 5033, 5427, 5027, 5117, 5127, 5128, 5129, 5130, 5131, 5132, 5227, 5228, 5230, 5231, 5232, 5325, 5326, 5327, 5328, 5329, 5525, 5526, 5527, 5528, 5529, 5625, 5626, 5627, 5628, 5725, 5726, 5727, 5728, 5729

<b>TIP Document:</b>	26-06.2 (Admin FTA)
<b>Project Type:</b>	Guideway Improvements
<b>Air Quality:</b>	Not Required
<b>Open to Traffic Year:</b>	2027
<b>Lead Agency:</b>	Metra
<b>Lead Contact:</b>	-
<b>Project Website:</b>	-
<b>County:</b>	Regionwide
<b>Municipality:</b>	Regionwide
<b>Major CMAP Programs:</b>	-

Phase	Fund Source	F. Section ID	Prior	FY2026	FY2027	FY2028	FY2029	FY2030	Future	Total
Implementation	FTA 5307 Urban Formula	5127, N/A, 5132, 5325, 5129, 5232, 5131, 5428, 5427, 5426	\$14,800,000	\$0	\$7,230,000	\$1,471,600	\$1,364,800	\$1,471,600	\$0	\$26,338,000
Implementation	FTA 5337 Good Repair	5228, N/A, 5525, 5230, 5327, 5326, 5329, 5231, 5227, 5425, 5128, 5117, 5328, 5130, 5027, 5429	\$48,368,000	\$11,250,000	\$3,850,000	\$7,250,000	\$9,480,000	\$9,672,000	\$0	\$89,870,000
Implementation	Trans Credit - Transit	-	\$6,426,000	\$2,250,000	\$2,216,000	\$1,744,320	\$2,168,960	\$2,228,720	\$0	\$17,034,000
Total Implementation	-	-	\$63,168,000	\$11,250,000	\$11,080,000	\$8,721,600	\$10,844,800	\$11,143,600	\$0	\$116,208,000
Total Prior Costs	-	-	\$63,168,000	\$0	\$0	\$0	\$0	\$0	\$0	\$63,168,000
Total Toll Credit	-	-	\$6,426,000	\$2,250,000	\$2,216,000	\$1,744,320	\$2,168,960	\$2,228,720	\$0	\$17,034,000
Total Programmed	-	-	\$63,168,000	\$11,250,000	\$11,080,000	\$8,721,600	\$10,844,800	\$11,143,600	\$0	\$116,208,000

## Previously Approved Amendment 18-16-0009 - Rail Renewal

Rail Renewal 5017, 5428, 5028, 5426, 5033, 5427, 5027, 5117, 5127, 5128, 5129, 5130, 5131, 5132, 5227, 5228, 5230, 5231, 5232, 5325, 5326, 5327, 5328, 5329, 5525, 5526, 5527, 5528, 5529, 5625, 5626, 5627, 5628, 5725, 5726, 5727, 5728, 5729

<b>TIP Document:</b>	26-04 (Formal)
<b>Project Type:</b>	Guideway Improvements
<b>Air Quality:</b>	-
<b>Open to Traffic Year:</b>	-
<b>Lead Agency:</b>	Metra
<b>Lead Contact:</b>	-
<b>Project Website:</b>	-
<b>County:</b>	Regionwide
<b>Municipality:</b>	Regionwide
<b>Major CMAP Programs:</b>	-

Phase	Fund Source	F. Section ID	Prior	FY2026	FY2027	FY2028	FY2029	FY2030	Future	Total
Implementation	FTA 5307 Urban Formula	N/A, 5428, 5127, 5325, 5232, 5131, 5129, 5426, 5132, 5427	\$14,800,000	\$0	\$7,230,000	\$1,471,600	\$1,364,800	\$1,471,600	\$0	\$26,338,000
Implementation	FTA 5337 Good Repair	N/A, 5130, 5329, 5327, 5326, 5425, 5525, 5228, 5027, 5227, 5328, 5128, 5230, 5429, 5231, 5117	\$48,368,000	\$10,250,000	\$3,850,000	\$7,250,000	\$9,480,000	\$9,672,000	\$0	\$88,870,000
Implementation	Trans Credit - Transit	-	\$6,426,000	\$2,050,000	\$2,216,000	\$1,744,320	\$2,168,960	\$2,228,720	\$0	\$16,834,000
Total Implementation	-	-	\$63,168,000	\$10,250,000	\$11,080,000	\$8,721,600	\$10,844,800	\$11,143,600	\$0	\$115,208,000

Phase	Fund Source	F. Section ID	Prior	FY2026	FY2027	FY2028	FY2029	FY2030	Future	Total
Total Prior Costs		-	\$63,168,000	\$0	\$0	\$0	\$0	\$0	\$0	\$63,168,000
Total Toll Credit		-	\$6,426,000	\$2,050,000	\$2,216,000	\$1,744,320	\$2,168,960	\$2,228,720	\$0	\$16,834,000
Total Programmed		-	\$63,168,000	\$10,250,000	\$11,080,000	\$8,721,600	\$10,844,800	\$11,143,600	\$0	\$115,208,000
<b>Current Change Reason:</b>		Schedule / Funding / Scope- Update Add, delete, or change fund sources								
<b>Project Changes:</b>		Plan Revision Name changed from "26-04 (Formal)" to "26-06.2 (Admin FTA)"								

## 18-16-0012 - Bridge and Retaining Wall Improvements

Bridge and Retaining Wall Improvements 5038, 5138, 5239, 5336, 5436, 5536, 5440, 5540, 5636, 5637, 5638, 5639, 5736, 5737, 5738, 5739, 5740

<b>TIP Document:</b>	26-06.2 (Admin FTA)
<b>Project Type:</b>	Guideway Improvements
<b>Air Quality:</b>	Not Required
<b>Open to Traffic Year:</b>	2029
<b>Lead Agency:</b>	Metra
<b>Lead Contact:</b>	-
<b>Project Website:</b>	-
<b>County:</b>	Regionwide
<b>Municipality:</b>	Regionwide
<b>Major CMAP Programs:</b>	-

Phase	Fund Source	F. Section ID	Prior	FY2026	FY2027	FY2028	FY2029	FY2030	Future	Total
Implementation	FTA 5307 Urban Formula	5440, 5138	\$5,232,000	\$1,750,000	\$2,000,000	\$1,450,000	\$4,500,000	\$2,310,000	\$0	\$17,242,000
Implementation	FTA 5337 Good Repair	5436, 5540, 5038, 5336, 5536, 5239	\$43,397,000	\$1,800,000	\$7,800,000	\$6,750,000	\$7,475,000	\$9,740,000	\$0	\$76,962,000
Implementation	Trans Credit - Transit	-	\$6,024,000	\$710,000	\$1,960,000	\$1,640,000	\$2,395,000	\$2,410,000	\$0	\$15,139,000
Total Implementation		-	\$48,629,000	\$3,550,000	\$9,800,000	\$8,200,000	\$11,975,000	\$12,050,000	\$0	\$94,204,000
Total Prior Costs		-	\$48,629,000	\$0	\$0	\$0	\$0	\$0	\$0	\$48,629,000
Total Toll Credit		-	\$6,024,000	\$710,000	\$1,960,000	\$1,640,000	\$2,395,000	\$2,410,000	\$0	\$15,139,000
Total Programmed		-	\$48,629,000	\$3,550,000	\$9,800,000	\$8,200,000	\$11,975,000	\$12,050,000	\$0	\$94,204,000

## Previously Approved Amendment 18-16-0012 - Bridge and Retaining Wall Improvements

Bridge and Retaining Wall Improvements 5038, 5138, 5239, 5336, 5436, 5536, 5440, 5540, 5636, 5637, 5638, 5639, 5736, 5737, 5738, 5739, 5740

<b>TIP Document:</b>	26-04 (Formal)
<b>Project Type:</b>	Guideway Improvements
<b>Air Quality:</b>	-
<b>Open to Traffic Year:</b>	-
<b>Lead Agency:</b>	Metra
<b>Lead Contact:</b>	-
<b>Project Website:</b>	-
<b>County:</b>	Regionwide
<b>Municipality:</b>	Regionwide
<b>Major CMAP Programs:</b>	-

Phase	Fund Source	F. Section ID	Prior	FY2026	FY2027	FY2028	FY2029	FY2030	Future	Total
Implementation	FTA 5307 Urban Formula	5138, 5440	\$5,232,000	\$1,750,000	\$2,000,000	\$1,450,000	\$4,500,000	\$2,310,000	\$0	\$17,242,000
Implementation	FTA 5337 Good Repair	5239, 5436, 5540, 5038, 5536, 5336	\$43,397,000	\$4,300,000	\$7,800,000	\$6,750,000	\$7,475,000	\$9,740,000	\$0	\$79,462,000
Implementation	Trans Credit - Transit	-	\$6,024,000	\$1,210,000	\$1,960,000	\$1,640,000	\$2,395,000	\$2,410,000	\$0	\$15,639,000
Total Implementation		-	\$48,629,000	\$6,050,000	\$9,800,000	\$8,200,000	\$11,975,000	\$12,050,000	\$0	\$96,704,000
Total Prior Costs		-	\$48,629,000	\$0	\$0	\$0	\$0	\$0	\$0	\$48,629,000
Total Toll Credit		-	\$6,024,000	\$1,210,000	\$1,960,000	\$1,640,000	\$2,395,000	\$2,410,000	\$0	\$15,639,000
Total Programmed		-	\$48,629,000	\$6,050,000	\$9,800,000	\$8,200,000	\$11,975,000	\$12,050,000	\$0	\$96,704,000

<b>Current Change Reason:</b>	Schedule / Funding / Scope- Update Add, delete, or change fund sources
<b>Project Changes:</b>	Plan Revision Name changed from "26-04 (Formal)" to "26-06.2 (Admin FTA)"

# 18-16-0018 - Yard Improvements

Systemwide Yard Improvements

<b>TIP Document:</b>	26-06.2 (Admin FTA)
<b>Project Type:</b>	Transit Support Facilities
<b>Air Quality:</b>	Not Required
<b>Open to Traffic Year:</b>	2026
<b>Lead Agency:</b>	Metra
<b>Lead Contact:</b>	-
<b>Project Website:</b>	-
<b>County:</b>	Regionwide
<b>Municipality:</b>	Regionwide
<b>Major CMAP Programs:</b>	-

Phase	Fund Source	F. Section ID	Prior	FY2026	FY2027	FY2028	FY2029	FY2030	Future	Total
Implementation	FTA 5307 Urban Formula	N/A, 5461, 5260, 5159, 5157, 4972, 5368, 5261, 5462, 5158, 5566, 5156, 5265, 5568, 5160	\$30,373,402	\$0	\$0	\$0	\$0	\$2,300,000	\$0	\$32,673,402
Implementation	FTA 5337 Good Repair	5563, 5458, N/A, 5262, 5365, 5460, 4972, 5265, 5366, 5459, 5367, 5155, 5562, 5264, 5569, 5564, FFY 2021 Section 5337 funds, 5463, 5565	\$100,568,598	\$3,525,000	\$700,000	\$2,300,000	\$0	\$0	\$0	\$107,093,598
Implementation	IL Funds - Transit	N/A	\$6,980,000	\$0	\$0	\$0	\$0	\$0	\$0	\$6,980,000
Implementation	Rebuild Illinois	5460, 5461	\$17,000,000	\$0	\$0	\$0	\$0	\$0	\$0	\$17,000,000
Implementation	RTA Bonds	N/A	\$22,900,000	\$0	\$0	\$0	\$0	\$0	\$0	\$22,900,000
Implementation	Trans Credit - Transit	-	\$9,921,400	\$705,000	\$140,000	\$460,000	\$0	\$460,000	\$0	\$11,686,400
Total Implementation	-	-	\$177,822,000	\$3,525,000	\$700,000	\$2,300,000	\$0	\$2,300,000	\$0	\$186,647,000
Total Prior Costs	-	-	\$177,822,000	\$0	\$0	\$0	\$0	\$0	\$0	\$177,822,000
Total Toll Credit	-	-	\$9,921,400	\$705,000	\$140,000	\$460,000	\$0	\$460,000	\$0	\$11,686,400
Total Programmed	-	-	\$177,822,000	\$3,525,000	\$700,000	\$2,300,000	\$0	\$2,300,000	\$0	\$186,647,000

# Previously Approved Amendment 18-16-0018 - Yard Improvements

Systemwide Yard Improvements

<b>TIP Document:</b>	26-04 (Formal)
<b>Project Type:</b>	Transit Support Facilities
<b>Air Quality:</b>	-
<b>Open to Traffic Year:</b>	-
<b>Lead Agency:</b>	Metra
<b>Lead Contact:</b>	-
<b>Project Website:</b>	-
<b>County:</b>	Regionwide
<b>Municipality:</b>	Regionwide
<b>Major CMAP Programs:</b>	-

Phase	Fund Source	F. Section ID	Prior	FY2026	FY2027	FY2028	FY2029	FY2030	Future	Total
Implementation	FTA 5307 Urban Formula	5261, N/A, 5159, 5158, 5568, 5368, 4972, 5156, 5461, 5566, 5462, 5157, 5265, 5160, 5260	\$30,373,402	\$0	\$0	\$0	\$0	\$2,300,000	\$0	\$32,673,402
Implementation	FTA 5337 Good Repair	5366, N/A, 5564, 5262, 5367, 5565, 5458, FFY 2021 Section 5337 funds, 4972, 5155, 5463, 5265, 5460, 5365, 5459, 5264,	\$100,568,598	\$3,025,000	\$700,000	\$2,300,000	\$0	\$0	\$0	\$106,593,598

Phase	Fund Source	F. Section ID	Prior	FY2026	FY2027	FY2028	FY2029	FY2030	Future	Total
		5563, 5569, 5562								
Implementation	IL Funds - Transit	N/A	\$6,980,000	\$0	\$0	\$0	\$0	\$0	\$0	\$6,980,000
Implementation	Rebuild Illinois	5461, 5460	\$17,000,000	\$0	\$0	\$0	\$0	\$0	\$0	\$17,000,000
Implementation	RTA Bonds	N/A	\$22,900,000	\$0	\$0	\$0	\$0	\$0	\$0	\$22,900,000
Implementation	Trans Credit - Transit	-	\$9,921,400	\$605,000	\$140,000	\$460,000	\$0	\$460,000	\$0	\$11,586,400
Total Implementation		-	\$177,822,000	\$3,025,000	\$700,000	\$2,300,000	\$0	\$2,300,000	\$0	\$186,147,000
Total Prior Costs		-	\$177,822,000	\$0	\$0	\$0	\$0	\$0	\$0	\$177,822,000
Total Toll Credit		-	\$9,921,400	\$605,000	\$140,000	\$460,000	\$0	\$460,000	\$0	\$11,586,400
Total Programmed		-	\$177,822,000	\$3,025,000	\$700,000	\$2,300,000	\$0	\$2,300,000	\$0	\$186,147,000
<b>Current Change Reason:</b>		Schedule / Funding / Scope- Update Add, delete, or change fund sources								
<b>Project Changes:</b>		Plan Revision Name changed from "26-04 (Formal)" to "26-06.2 (Admin FTA)"								



Phase	Fund Source	F. Section ID	Prior	FY2026	FY2027	FY2028	FY2029	FY2030	Future	Total
Implementation	Trans Credit - Transit	-	\$5,168,000	\$1,005,000	\$480,000	\$0	\$710,800	\$554,600	\$0	\$7,918,400
Total Implementation		-	\$78,036,189	\$5,025,000	\$2,400,000	\$0	\$3,554,000	\$2,773,000	\$0	\$91,788,189
Total Prior Costs		-	\$78,036,189	\$0	\$0	\$0	\$0	\$0	\$0	\$78,036,189
Total Toll Credit		-	\$5,168,000	\$1,005,000	\$480,000	\$0	\$710,800	\$554,600	\$0	\$7,918,400
Total Programmed		-	\$78,036,189	\$5,025,000	\$2,400,000	\$0	\$3,554,000	\$2,773,000	\$0	\$91,788,189
<b>Current Change Reason:</b>	Schedule / Funding / Scope- Update Add, delete, or change fund sources									
<b>Project Changes:</b>	Plan Revision Name changed from "26-04 (Formal)" to "26-06.2 (Admin FTA)"									

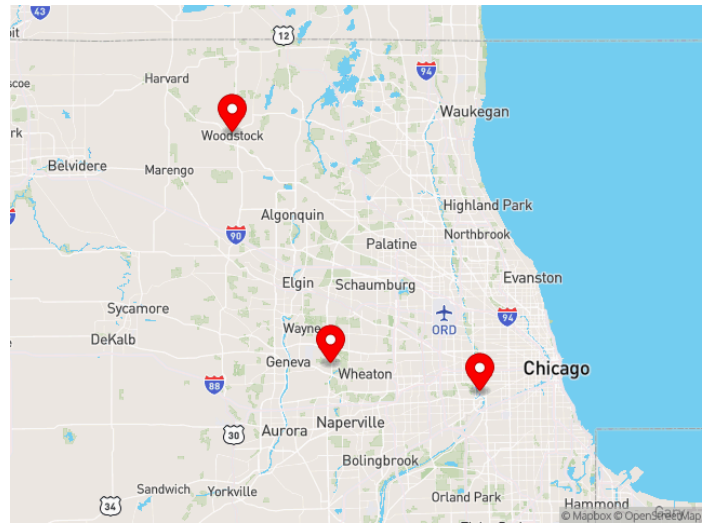


Phase	Fund Source	F. Section ID	Prior	FY2026	FY2027	FY2028	FY2029	FY2030	Future	Total
Implementation	Trans Credit - Transit	-	\$2,211,400	\$980,000	\$660,000	\$0	\$180,000	\$180,000	\$0	\$4,211,400
Total Implementation		-	\$46,214,320	\$6,300,000	\$3,300,000	\$0	\$900,000	\$900,000	\$0	\$57,614,320
Total Prior Costs		-	\$46,214,320	\$0	\$0	\$0	\$0	\$0	\$0	\$46,214,320
Total Toll Credit		-	\$2,211,400	\$980,000	\$660,000	\$0	\$180,000	\$180,000	\$0	\$4,211,400
Total Programmed		-	\$46,214,320	\$6,300,000	\$3,300,000	\$0	\$900,000	\$900,000	\$0	\$57,614,320
<b>Current Change Reason:</b>	Schedule / Funding / Scope- Update Add, delete, or change fund sources									
<b>Project Changes:</b>	Plan Revision Name changed from "26-04 (Formal)" to "26-06.2 (Admin FTA)"									

## 18-16-0023 - Station Improvements - Systemwide

Station Improvements throughout the system (Van Buren St, West Chicago, Westmont, Millennium, River Forest, Roger Park, Round Lake, Congress, Western Ave, University Park, Kenilworth, LaGrange, West Hinsdale, 95th, Homewood, Kedzie, Olympia Fields, 79th St, 115th St, Elmhurst). RTA Schedule IIB doc. ID's: 4479, 4878, 4981, 5041, 5042, 5043, 5044, 5054, 5057, 5058, 5059, 5067, 5075, 5077, 5078, 5079, 5084, 5085, 5086, 5087; 5175, 5177, 5179; 5176, 5184, 5280, 5281, 5282, 5283, 5678, 5679, 5675

<b>TIP Document:</b>	26-06.2 (Admin FTA)
<b>Project Type:</b>	Transit Station/Stop Improvements
<b>Air Quality:</b>	Not Required
<b>Open to Traffic Year:</b>	2027
<b>Lead Agency:</b>	Metra
<b>Lead Contact:</b>	-
<b>Project Website:</b>	-
<b>County:</b>	Cook, DuPage, McHenry, Regionwide
<b>Municipality:</b>	Regionwide, Riverside, West Chicago, Woodstock
<b>Major CMAP Programs:</b>	-



Phase	Fund Source	F. Section ID	Prior	FY2026	FY2027	FY2028	FY2029	FY2030	Future	Total
Implementation	All Stations Accessibility Pgm	N/A	\$66,600,000	\$0	\$0	\$0	\$0	\$0	\$0	\$66,600,000
Implementation	Community Project Funding	N/A	\$1,950,000	\$0	\$0	\$0	\$0	\$0	\$0	\$1,950,000
Implementation	FTA 5307 Urban Formula	N/A, 5486, 5485, 5475, 5474, 5382, 4782, 4757, 5179, 5281, 5077, 5481, 5177, 5376, 5487	\$39,360,000	\$3,000,000	\$2,435,000	\$5,006,000	\$1,000,000	\$0	\$0	\$50,801,000
Implementation	FTA 5337 Good Repair	N/A, 5383, 5283, 5474, 5485, 5282, 5581, 5280, 4878, 5054, 5057, 5058, 5059, 5067, 5475, 5484, Prior Year FFY2023 Section 5337, 5175, 5480, 5380, 5483, 5381, 5583, 5482, 5580	\$82,017,185	\$13,490,000	\$15,083,000	\$6,320,000	\$13,733,754	\$5,943,000	\$0	\$136,586,939
Implementation	IL Funds - Transit	N/A, 5478, 5480, 5580, 5479, 5185, 5384, 5182	\$67,860,000	\$0	\$0	\$0	\$0	\$0	\$0	\$67,860,000
Implementation	Local Funds	N/A	\$5,000,000	\$0	\$0	\$0	\$0	\$0	\$0	\$5,000,000
Implementation	Rebuild Illinois	5184, 5180, 4479, 5384, 5185, 5174, 5183, 5182, 5585, 5186, 5187, 5181	\$143,500,000	\$0	\$0	\$0	\$0	\$0	\$0	\$143,500,000
Implementation	RTA Bonds	4981, N/A	\$12,000,000	\$0	\$0	\$0	\$0	\$0	\$0	\$12,000,000
Implementation	RTA Sales Tax	5176, N/A, 5075	\$1,822,000	\$0	\$0	\$0	\$0	\$0	\$0	\$1,822,000
Implementation	Service Board Funds	5385, 5384	\$4,000,000	\$0	\$0	\$0	\$0	\$0	\$0	\$4,000,000
Implementation	Trans Credit - Transit	-	\$12,647,837	\$3,298,000	\$3,503,600	\$2,265,200	\$2,946,751	\$1,188,600	\$0	\$25,849,988
Total Implementation	-	-	\$424,109,185	\$16,490,000	\$17,518,000	\$11,326,000	\$14,733,754	\$5,943,000	\$0	\$490,119,939
Total Prior Costs	-	-	\$424,109,185	\$0	\$0	\$0	\$0	\$0	\$0	\$424,109,185
Total Toll Credit	-	-	\$12,647,837	\$3,298,000	\$3,503,600	\$2,265,200	\$2,946,751	\$1,188,600	\$0	\$25,849,988
Total Programmed	-	-	\$424,109,185	\$16,490,000	\$17,518,000	\$11,326,000	\$14,733,754	\$5,943,000	\$0	\$490,119,939

## Previously Approved Amendment 18-16-0023 - Station Improvements - Systemwide

Station Improvements throughout the system (Van Buren St, West Chicago, Westmont, Millennium, River Forest, Roger Park, Round Lake, Congress, Western Ave, University Park, Kenilworth, LaGrange, West Hinsdale, 95th, Homewood, Kedzie, Olympia Fields, 79th St, 115th St, Elmhurst). RTA Schedule IIB doc. ID's: 4479, 4878, 4981, 5041, 5042, 5043, 5044, 5054, 5057, 5058, 5059, 5067, 5075, 5077, 5078, 5079, 5084, 5085, 5086, 5087; 5175, 5177, 5179; 5176, 5184, 5280, 5281, 5282, 5283, 5678, 5679, 5675

TIP Document:	26-04 (Formal)
Project Type:	Transit Station/Stop Improvements
Air Quality:	-
Open to Traffic Year:	-
Lead Agency:	Metra
Lead Contact:	-
Project Website:	-
County:	Cook, DuPage, McHenry, Regionwide
Municipality:	Regionwide, Riverside, West Chicago, Woodstock
Major CMAP Programs:	-

Phase	Fund Source	F. Section ID	Prior	FY2026	FY2027	FY2028	FY2029	FY2030	Future	Total
Implementation	All Stations Accessibility Pgm	N/A	\$66,600,000	\$0	\$0	\$0	\$0	\$0	\$0	\$66,600,000
Implementation	Community Project Funding	N/A	\$1,950,000	\$0	\$0	\$0	\$0	\$0	\$0	\$1,950,000
Implementation	FTA 5307 Urban Formula	5177, 5475, N/A, 5486, 5382, 5485, 5179, 5481, 4757, 5474, 4782, 5487, 5281, 5376, 5077	\$39,360,000	\$3,000,000	\$2,435,000	\$5,006,000	\$1,000,000	\$0	\$0	\$50,801,000
Implementation	FTA 5337 Good Repair	N/A, 5475, 5482, 5580, 5483, 5381, 5175, Prior Year FFY2023 Section 5337, 5581, 5283, 5474, 5383, 5485, 5282, 5380, 5480, 5583, 4878 5054 5057 5058 5059 5067, 5280, 5484	\$82,017,185	\$14,300,000	\$15,083,000	\$6,320,000	\$13,733,754	\$5,943,000	\$0	\$137,396,939
Implementation	IL Funds - Transit	N/A, 5480, 5479, 5580, 5182, 5384, 5185, 5478	\$67,860,000	\$0	\$0	\$0	\$0	\$0	\$0	\$67,860,000
Implementation	Local Funds	N/A	\$5,000,000	\$0	\$0	\$0	\$0	\$0	\$0	\$5,000,000
Implementation	Rebuild Illinois	5384, 5186, 5182, 4479, 5187, 5185, 5184, 5180, 5181, 5174, 5183, 5585	\$143,500,000	\$0	\$0	\$0	\$0	\$0	\$0	\$143,500,000
Implementation	RTA Bonds	4981, N/A	\$12,000,000	\$0	\$0	\$0	\$0	\$0	\$0	\$12,000,000
Implementation	RTA Sales Tax	N/A, 5075, 5176	\$1,822,000	\$0	\$0	\$0	\$0	\$0	\$0	\$1,822,000
Implementation	Service Board Funds	5385, 5384	\$4,000,000	\$0	\$0	\$0	\$0	\$0	\$0	\$4,000,000
Implementation	Trans Credit - Transit	-	\$12,647,837	\$3,460,000	\$3,503,600	\$2,265,200	\$2,946,751	\$1,188,600	\$0	\$26,011,988
Total Implementation	-	-	\$424,109,185	\$17,300,000	\$17,518,000	\$11,326,000	\$14,733,754	\$5,943,000	\$0	\$490,929,939
Total Prior Costs	-	-	\$424,109,185	\$0	\$0	\$0	\$0	\$0	\$0	\$424,109,185
Total Toll Credit	-	-	\$12,647,837	\$3,460,000	\$3,503,600	\$2,265,200	\$2,946,751	\$1,188,600	\$0	\$26,011,988
Total Programmed	-	-	\$424,109,185	\$17,300,000	\$17,518,000	\$11,326,000	\$14,733,754	\$5,943,000	\$0	\$490,929,939

Current Change Reason:	Schedule / Funding / Scope- Update Add, delete, or change fund sources
Project Changes:	Plan Revision Name changed from "26-04 (Formal)" to "26-06.2 (Admin FTA)"



Phase	Fund Source	F. Section ID	Prior	FY2026	FY2027	FY2028	FY2029	FY2030	Future	Total
Total Toll Credit		-	\$1,987,628	\$407,503	\$444,393	\$429,238	\$486,005	\$610,735	\$0	\$4,365,502
Total Programmed		-	\$26,152,046	\$2,037,516	\$2,221,966	\$2,146,190	\$2,430,025	\$3,053,676	\$0	\$38,041,419
<b>Current Change Reason:</b>	Schedule / Funding / Scope- Update Add, delete, or change fund sources									
<b>Project Changes:</b>	Plan Revision Name changed from "26-04 (Formal)" to "26-06.2 (Admin FTA)"									



Phase	Fund Source	F. Section ID	Prior	FY2026	FY2027	FY2028	FY2029	FY2030	Future	Total
Total Toll Credit		-	\$2,654,000	\$50,000	\$200,000	\$200,000	\$620,000	\$200,000	\$0	\$3,924,000
Total Programmed		-	\$23,370,000	\$250,000	\$1,000,000	\$1,000,000	\$3,100,000	\$1,000,000	\$0	\$29,720,000
<b>Current Change Reason:</b>	Schedule / Funding / Scope- Update Add, delete, or change fund sources									
<b>Project Changes:</b>	Plan Revision Name changed from "26-04 (Formal)" to "26-06.2 (Admin FTA)"									

## 18-20-0011 - Project Development, Program Management

Project Development, Program Management

<b>TIP Document:</b>	26-06.2 (Admin FTA)
<b>Project Type:</b>	Other Transit
<b>Air Quality:</b>	Not Required
<b>Open to Traffic Year:</b>	2027
<b>Lead Agency:</b>	Metra
<b>Lead Contact:</b>	-
<b>Project Website:</b>	-
<b>County:</b>	Regionwide
<b>Municipality:</b>	Regionwide
<b>Major CMAP Programs:</b>	-

Phase	Fund Source	F. Section ID	Prior	FY2026	FY2027	FY2028	FY2029	FY2030	Future	Total
Implementation	FTA 5307 Urban Formula	5488, N/A, 5489	\$70,016,191	\$22,449,941	\$4,000,000	\$20,000,000	\$1,000,000	\$1,000,000	\$0	\$118,466,132
Implementation	FTA 5337 Good Repair	N/A	\$78,337,104	\$3,800,059	\$22,600,000	\$1,000,000	\$18,000,000	\$9,750,000	\$0	\$133,487,163
Implementation	IL Funds - Transit	N/A	\$1,825,000	\$0	\$0	\$0	\$0	\$0	\$0	\$1,825,000
Implementation	Trans Credit - Transit	-	\$25,470,658	\$5,250,000	\$5,320,000	\$4,200,000	\$3,800,000	\$2,150,000	\$0	\$46,190,658
Total Implementation		-	\$150,178,295	\$26,250,000	\$26,600,000	\$21,000,000	\$19,000,000	\$10,750,000	\$0	\$253,778,295
Total Prior Costs		-	\$150,178,295	\$0	\$0	\$0	\$0	\$0	\$0	\$150,178,295
Total Toll Credit		-	\$25,470,658	\$5,250,000	\$5,320,000	\$4,200,000	\$3,800,000	\$2,150,000	\$0	\$46,190,658
Total Programmed		-	\$150,178,295	\$26,250,000	\$26,600,000	\$21,000,000	\$19,000,000	\$10,750,000	\$0	\$253,778,295

## Previously Approved Amendment 18-20-0011 - Project Development, Program Management

Project Development, Program Management

<b>TIP Document:</b>	26-04 (Formal)
<b>Project Type:</b>	Other Transit
<b>Air Quality:</b>	-
<b>Open to Traffic Year:</b>	-
<b>Lead Agency:</b>	Metra
<b>Lead Contact:</b>	-
<b>Project Website:</b>	-
<b>County:</b>	Regionwide
<b>Municipality:</b>	Regionwide
<b>Major CMAP Programs:</b>	-

Phase	Fund Source	F. Section ID	Prior	FY2026	FY2027	FY2028	FY2029	FY2030	Future	Total
Implementation	FTA 5307 Urban Formula	N/A, 5488, 5489	\$70,016,191	\$4,000,000	\$4,000,000	\$20,000,000	\$1,000,000	\$1,000,000	\$0	\$100,016,191
Implementation	FTA 5337 Good Repair	N/A	\$78,337,104	\$22,250,000	\$22,600,000	\$1,000,000	\$18,000,000	\$9,750,000	\$0	\$151,937,104
Implementation	IL Funds - Transit	N/A	\$1,825,000	\$0	\$0	\$0	\$0	\$0	\$0	\$1,825,000
Implementation	Trans Credit - Transit	-	\$25,470,658	\$5,250,000	\$5,320,000	\$4,200,000	\$3,800,000	\$2,150,000	\$0	\$46,190,658
Total Implementation		-	\$150,178,295	\$26,250,000	\$26,600,000	\$21,000,000	\$19,000,000	\$10,750,000	\$0	\$253,778,295
Total Prior Costs		-	\$150,178,295	\$0	\$0	\$0	\$0	\$0	\$0	\$150,178,295
Total Toll Credit		-	\$25,470,658	\$5,250,000	\$5,320,000	\$4,200,000	\$3,800,000	\$2,150,000	\$0	\$46,190,658
Total Programmed		-	\$150,178,295	\$26,250,000	\$26,600,000	\$21,000,000	\$19,000,000	\$10,750,000	\$0	\$253,778,295

**Current Change Reason:** Schedule / Funding / Scope- Update Add, delete, or change fund sources

**Project Changes:**

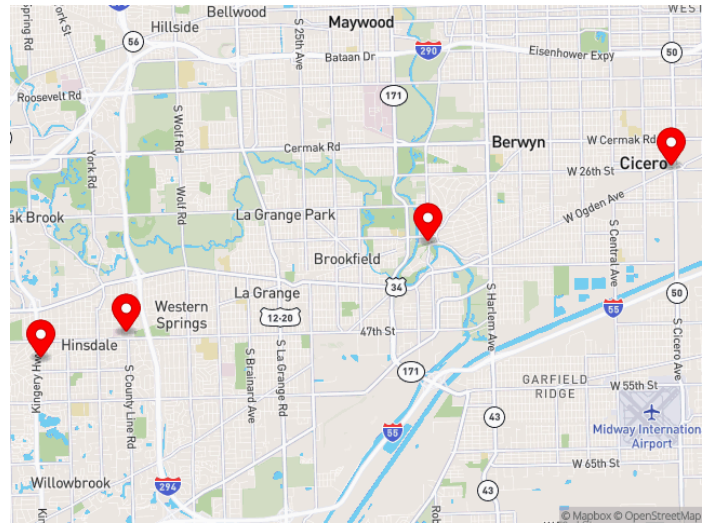
Plan Revision Name changed from "26-04 (Formal)" to "26-06.2 (Admin FTA)"

---

## 18-25-0001 - Station Improvements - BNSF

Station Improvements along Metra's BNSF line (West Hinsdale, Cicero, Highlands, Riverside)

<b>TIP Document:</b>	26-06.2 (Admin FTA)
<b>Project Type:</b>	Transit Station/Stop Improvements
<b>Air Quality:</b>	Not Required
<b>Open to Traffic Year:</b>	2030
<b>Lead Agency:</b>	Metra
<b>Lead Contact:</b>	-
<b>Project Website:</b>	-
<b>County:</b>	Cook, DuPage, Kane
<b>Municipality:</b>	Chicago, Cicero, Hinsdale, Riverside
<b>Major CMAP Programs:</b>	-



Phase	Fund Source	F. Section ID	Prior	FY2026	FY2027	FY2028	FY2029	FY2030	Future	Total
Implementation	FTA 5307 Urban Formula	-	\$0	\$0	\$0	\$5,215,000	\$0	\$0	\$0	\$5,215,000
Implementation	FTA 5337 Good Repair	-	\$1,520,000	\$1,430,000	\$5,370,000	\$0	\$990,000	\$0	\$0	\$9,310,000
Implementation	IL Funds - Transit	-	\$1,040,000	\$0	\$1,000,000	\$1,667,489	\$0	\$0	\$0	\$3,707,489
Implementation	Trans Credit - Transit	-	\$304,000	\$286,000	\$1,074,000	\$1,043,000	\$198,000	\$0	\$0	\$2,905,000
Total Implementation		-	\$2,560,000	\$1,430,000	\$6,370,000	\$6,882,489	\$990,000	\$0	\$0	\$18,232,489
Total Prior Costs		-	\$2,560,000	\$0	\$0	\$0	\$0	\$0	\$0	\$2,560,000
Total Toll Credit		-	\$304,000	\$286,000	\$1,074,000	\$1,043,000	\$198,000	\$0	\$0	\$2,905,000
Total Programmed		-	\$2,560,000	\$1,430,000	\$6,370,000	\$6,882,489	\$990,000	\$0	\$0	\$18,232,489

## Previously Approved Amendment 18-25-0001 - Station Improvements - BNSF

Station Improvements along Metra's BNSF line (West Hinsdale, Cicero, Highlands, Riverside)

<b>TIP Document:</b>	26-04 (Formal)
<b>Project Type:</b>	Transit Station/Stop Improvements
<b>Air Quality:</b>	-
<b>Open to Traffic Year:</b>	-
<b>Lead Agency:</b>	Metra
<b>Lead Contact:</b>	-
<b>Project Website:</b>	-
<b>County:</b>	Cook, DuPage, Kane
<b>Municipality:</b>	Chicago, Cicero, Hinsdale, Riverside
<b>Major CMAP Programs:</b>	-

Phase	Fund Source	F. Section ID	Prior	FY2026	FY2027	FY2028	FY2029	FY2030	Future	Total
Implementation	FTA 5307 Urban Formula	-	\$0	\$0	\$0	\$5,215,000	\$0	\$0	\$0	\$5,215,000
Implementation	FTA 5337 Good Repair	-	\$1,520,000	\$930,000	\$5,370,000	\$0	\$990,000	\$0	\$0	\$8,810,000
Implementation	IL Funds - Transit	-	\$1,040,000	\$0	\$1,000,000	\$1,667,489	\$0	\$0	\$0	\$3,707,489
Implementation	Trans Credit - Transit	-	\$304,000	\$0	\$1,074,000	\$1,043,000	\$198,000	\$0	\$0	\$2,619,000
Total Implementation		-	\$2,560,000	\$930,000	\$6,370,000	\$6,882,489	\$990,000	\$0	\$0	\$17,732,489
Total Prior Costs		-	\$2,560,000	\$0	\$0	\$0	\$0	\$0	\$0	\$2,560,000
Total Toll Credit		-	\$304,000	\$0	\$1,074,000	\$1,043,000	\$198,000	\$0	\$0	\$2,619,000

Phase	Fund Source	F. Section ID	Prior	FY2026	FY2027	FY2028	FY2029	FY2030	Future	Total
Total Programmed		-	\$2,560,000	\$930,000	\$6,370,000	\$6,882,489	\$990,000	\$0	\$0	\$17,732,489
<b>Current Change Reason:</b>	Schedule / Funding / Scope- Update Add, delete, or change fund sources									
<b>Project Changes:</b>	Plan Revision Name changed from "26-04 (Formal)" to "26-06.2 (Admin FTA)"									
<b>Project Changes:</b>	Current Status changed from "Pending New Project" to "Active Project"									