

01-02-9018 - Metra Rock Island Improvements - RSP 70

Third mainline on Rock Island District Line from 16th St to Gresham Junction and reconfiguration/expanded capacity of 47th St Yard. LaSalle St Station improvements to allow for SWS trains to use LaSalle St Station. Current funding is for preliminary engineering and NEPA work. Future improvements on the RID may include additional track, signal, and interlocking improvements from Gresham Junction to Joliet.

TIP Document:	26-02 (Formal)
Project Type:	Guideway Improvements
Air Quality:	Not Required
Open to Traffic Year:	2035
Lead Agency:	Metra
Lead Contact:	-
Project Website:	-
County:	Cook
Municipality:	Chicago
Major CMAP Programs:	2050 RSP

Phase	Fund Source	F. Section ID	Prior	FY2026	FY2027	FY2028	FY2029	FY2030	Future	Total
Engineering	FTA 5307 Urban Formula	-	\$11,300,000	\$4,000,000	\$0	\$0	\$0	\$0	\$0	\$15,300,000
Engineering	IL Funds - Transit	-	\$4,000,000	\$0	\$0	\$0	\$0	\$0	\$0	\$4,000,000
Engineering	Trans Credit - Transit	-	\$2,260,000	\$800,000	\$0	\$0	\$0	\$0	\$0	\$3,060,000
Total Engineering		-	\$15,300,000	\$4,000,000	\$0	\$0	\$0	\$0	\$0	\$19,300,000
Implementation	TBD	-	\$0	\$0	\$0	\$0	\$0	\$0	\$600,000,000	\$600,000,000
Total Implementation		-	\$0	\$0	\$0	\$0	\$0	\$0	\$600,000,000	\$600,000,000
Total Prior Costs		-	\$15,300,000	\$0	\$0	\$0	\$0	\$0	\$0	\$15,300,000
Total Future Costs		-	\$0	\$0	\$0	\$0	\$0	\$0	\$600,000,000	\$600,000,000
Total Toll Credit		-	\$2,260,000	\$800,000	\$0	\$0	\$0	\$0	\$0	\$3,060,000
Total Programmed		-	\$15,300,000	\$4,000,000	\$0	\$0	\$0	\$0	\$600,000,000	\$619,300,000

Previously Approved Amendment 01-02-9018 - Metra Rock Island Improvements - RSP 70

Third mainline on Rock Island District Line from 16th St to Gresham Junction and reconfiguration/expanded capacity of 47th St Yard. LaSalle St Station improvements to allow for SWS trains to use LaSalle St Station. Current funding is for preliminary engineering and NEPA work. Future improvements on the RID may include additional track, signal, and interlocking improvements from Gresham Junction to Joliet.

TIP Document:	26-00 (Adoption)
Project Type:	Guideway Improvements
Air Quality:	-
Open to Traffic Year:	-
Lead Agency:	Metra
Lead Contact:	-
Project Website:	-
County:	Cook
Municipality:	Chicago
Major CMAP Programs:	-

Phase	Fund Source	F. Section ID	Prior	FY2026	FY2027	FY2028	FY2029	FY2030	Future	Total
Engineering	FTA 5307 Urban Formula	-	\$11,300,000	\$0	\$0	\$0	\$0	\$0	\$0	\$11,300,000
Engineering	IL Funds - Transit	-	\$4,000,000	\$0	\$0	\$0	\$0	\$0	\$0	\$4,000,000
Engineering	Trans Credit - Transit	-	\$2,260,000	\$0	\$0	\$0	\$0	\$0	\$0	\$2,260,000
Total Engineering		-	\$15,300,000	\$0	\$0	\$0	\$0	\$0	\$0	\$15,300,000
Implementation	TBD	-	\$0	\$0	\$0	\$0	\$0	\$0	\$600,000,000	\$600,000,000
Total Implementation		-	\$0	\$0	\$0	\$0	\$0	\$0	\$600,000,000	\$600,000,000
Total Prior Costs		-	\$15,300,000	\$0	\$0	\$0	\$0	\$0	\$0	\$15,300,000

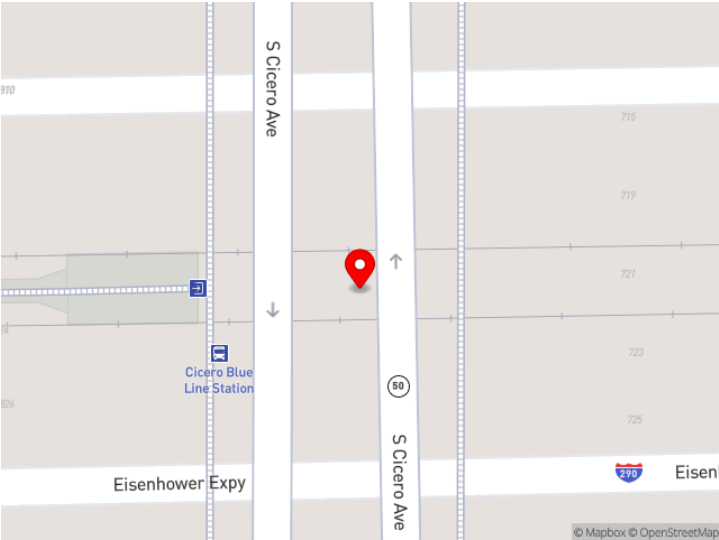
Phase	Fund Source	F. Section ID	Prior	FY2026	FY2027	FY2028	FY2029	FY2030	Future	Total
Total Future Costs		-	\$0	\$0	\$0	\$0	\$0	\$0	\$600,000,000	\$600,000,000
Total Toll Credit		-	\$2,260,000	\$0	\$0	\$0	\$0	\$0	\$0	\$2,260,000
Total Programmed		-	\$15,300,000	\$0	\$0	\$0	\$0	\$0	\$600,000,000	\$615,300,000

Current Change Reason:	Schedule / Funding / Scope- Update Add, delete, or change fund sources
Project Changes:	Plan Revision Name changed from "26-00 (Adoption)" to "26-02 (Formal)"
Funding Changes:	FTA 5307 Urban Formula
Funding Changes:	+ Increase funds in FY 2026 in ENG from \$0 to \$4,000,000
Federal Project Cost:	Increased from \$11,300,000 to \$15,300,000 (35.40%)
Total Project Cost:	Increased from \$615,300,000 to \$619,300,000 (0.65%)

01-22-0018 - I-290 Eisenhower Expwy @ Laramie Ave & W of Ill 50 (Cicero Ave)

Bridge Replacement, Retaining Wall, Drainage

TIP Document:	26-02 (Formal)
Project Type:	Bridge Repair, Rehab, or Replace
Air Quality:	Not Required
Open to Traffic Year:	2028
Lead Agency:	IDOT D1 Hwys
Lead Contact:	-
Project Website:	-
County:	Cook
Municipality:	Chicago
Major CMAP Programs:	-



Phase	Fund Source	F. Section ID	Prior	FY2026	FY2027	FY2028	FY2029	FY2030	Future	Total
Engineering II	IL Funds	-	\$2,056,000	\$230,000	\$0	\$0	\$0	\$0	\$0	\$2,286,000
Total Engineering II		-	\$2,056,000	\$230,000	\$0	\$0	\$0	\$0	\$0	\$2,286,000
Right of Way	IL Funds	-	\$500,000	\$0	\$0	\$0	\$0	\$0	\$0	\$500,000
Total Right of Way		-	\$500,000	\$0	\$0	\$0	\$0	\$0	\$0	\$500,000
Construction	IL Funds	-	\$0	\$4,690,000	\$0	\$0	\$0	\$0	\$0	\$4,690,000
Construction	NHPP	-	\$0	\$29,610,000	\$0	\$0	\$0	\$0	\$0	\$29,610,000
Total Construction		-	\$0	\$34,300,000	\$0	\$0	\$0	\$0	\$0	\$34,300,000
Construction Engineering	IL Funds	-	\$0	\$280,000	\$0	\$0	\$0	\$0	\$0	\$280,000
Construction Engineering	NHPP	-	\$0	\$2,520,000	\$0	\$0	\$0	\$0	\$0	\$2,520,000
Total Construction Engineering		-	\$0	\$2,800,000	\$0	\$0	\$0	\$0	\$0	\$2,800,000
Total Prior Costs		-	\$2,556,000	\$0	\$0	\$0	\$0	\$0	\$0	\$2,556,000
Total Programmed		-	\$2,556,000	\$37,330,000	\$0	\$0	\$0	\$0	\$0	\$39,886,000

Previously Approved Amendment 01-22-0018 - I-290 Eisenhower Expwy @ Laramie Ave & W of Ill 50 (Cicero Ave)

Bridge Replacement, Retaining Wall, Drainage

TIP Document:	26-00 (Adoption)
Project Type:	Bridge Repair, Rehab, or Replace
Air Quality:	-
Open to Traffic Year:	-
Lead Agency:	IDOT D1 Hwys
Lead Contact:	-
Project Website:	-
County:	Cook
Municipality:	Chicago
Major CMAP Programs:	-

Phase	Fund Source	F. Section ID	Prior	FY2026	FY2027	FY2028	FY2029	FY2030	Future	Total
Engineering II	IL Funds	-	\$2,056,000	\$230,000	\$0	\$0	\$0	\$0	\$0	\$2,286,000
Total Engineering II		-	\$2,056,000	\$230,000	\$0	\$0	\$0	\$0	\$0	\$2,286,000
Right of Way	IL Funds	-	\$500,000	\$0	\$0	\$0	\$0	\$0	\$0	\$500,000
Total Right of Way		-	\$500,000	\$0	\$0	\$0	\$0	\$0	\$0	\$500,000
Construction	IL Funds	-	\$0	\$3,900,000	\$30,000	\$0	\$0	\$0	\$0	\$3,930,000

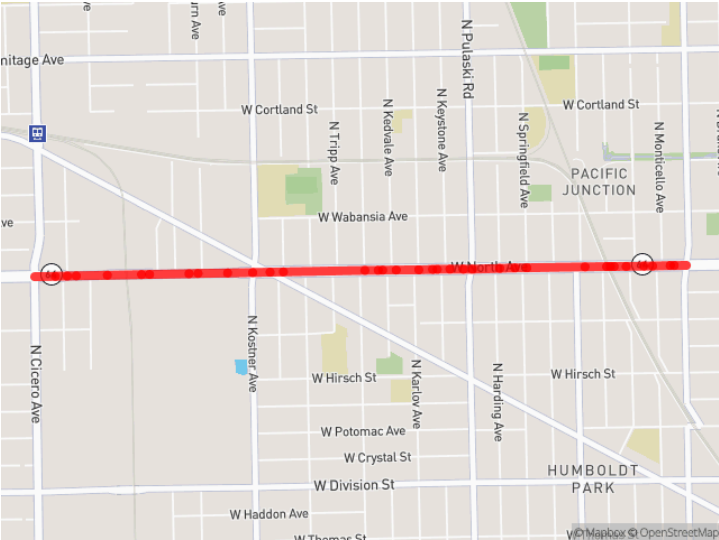
Phase	Fund Source	F. Section ID	Prior	FY2026	FY2027	FY2028	FY2029	FY2030	Future	Total
Construction	NHPP	-	\$0	\$22,500,000	\$270,000	\$0	\$0	\$0	\$0	\$22,770,000
Total Construction		-	\$0	\$26,400,000	\$300,000	\$0	\$0	\$0	\$0	\$26,700,000
Construction Engineering	IL Funds	-	\$0	\$280,000	\$0	\$0	\$0	\$0	\$0	\$280,000
Construction Engineering	NHPP	-	\$0	\$2,520,000	\$0	\$0	\$0	\$0	\$0	\$2,520,000
Total Construction Engineering		-	\$0	\$2,800,000	\$0	\$0	\$0	\$0	\$0	\$2,800,000
Total Prior Costs		-	\$2,556,000	\$0	\$0	\$0	\$0	\$0	\$0	\$2,556,000
Total Programmed		-	\$2,556,000	\$29,430,000	\$300,000	\$0	\$0	\$0	\$0	\$32,286,000

Current Change Reason:	Schedule / Funding / Scope- Update Cost change due to availability of 30% design - Project phase(s) moved to an earlier year(s)
Project Changes:	Plan Revision Name changed from "26-00 (Adoption)" to "26-02 (Formal)"
Funding Changes:	IL Funds
Funding Changes:	+ Increase funds in FY 2026 in CON from \$2,500,000 to \$3,250,000
Funding Changes:	+ Increase funds in FY 2026 in CON from \$30,000 to \$40,000
Funding Changes:	NHPP
Funding Changes:	+ Increase funds in FY 2026 in CON from \$22,500,000 to \$29,250,000
Funding Changes:	+ Increase funds in FY 2026 in CON from \$270,000 to \$360,000
Federal Project Cost:	Increased from \$25,290,000 to \$32,130,000 (27.05%)
Total Project Cost:	Increased from \$32,286,000 to \$39,886,000 (23.54%)

01-23-0005 - North Avenue: Kostner to Kedzie

Partial reconstruction of North Avenue from Kostner to Kedzie

TIP Document:	26-02 (Formal)
Project Type:	Road Modernization
Air Quality:	Not Required
Open to Traffic Year:	2028
Lead Agency:	CDOT
Lead Contact:	-
Project Website:	HTTPS://WWW.TRANSPORTATION.GOV/GRANTS/SS4A/2024-FULL-AWARD-LIST
County:	Cook
Municipality:	Chicago
Major CMAP Programs:	STP - Local



Phase	Fund Source	F. Section ID	Prior	FY2026	FY2027	FY2028	FY2029	FY2030	Future	Total
Engineering I	Local Funds	-	\$2,000,000	\$0	\$0	\$0	\$0	\$0	\$0	\$2,000,000
Total Engineering I		-	\$2,000,000	\$0	\$0	\$0	\$0	\$0	\$0	\$2,000,000
Engineering II	Local Funds	-	\$2,000,000	\$0	\$0	\$0	\$0	\$0	\$0	\$2,000,000
Total Engineering II		-	\$2,000,000	\$0	\$0	\$0	\$0	\$0	\$0	\$2,000,000
Construction	Safe Streets and Roads for All	-	\$0	\$0	\$20,010,000	\$0	\$0	\$0	\$0	\$20,010,000
Construction	State Match - Chicago	-	\$0	\$0	\$5,002,500	\$0	\$0	\$0	\$0	\$5,002,500
Total Construction		-	\$0	\$0	\$25,012,500	\$0	\$0	\$0	\$0	\$25,012,500
Total Prior Costs		-	\$4,000,000	\$0	\$0	\$0	\$0	\$0	\$0	\$4,000,000
Total Programmed		-	\$4,000,000	\$0	\$25,012,500	\$0	\$0	\$0	\$0	\$29,012,500

Previously Approved Amendment 01-23-0005 - North Avenue: Kostner to Kedzie

Partial reconstruction of North Avenue from Kostner to Kedzie

TIP Document:	26-00 (Adoption)
Project Type:	Road Modernization
Air Quality:	-
Open to Traffic Year:	-
Lead Agency:	CDOT
Lead Contact:	-
Project Website:	HTTPS://WWW.TRANSPORTATION.GOV/GRANTS/SS4A/2024-FULL-AWARD-LIST
County:	Cook
Municipality:	Chicago
Major CMAP Programs:	-

Phase	Fund Source	F. Section ID	Prior	FY2026	FY2027	FY2028	FY2029	FY2030	Future	Total
Engineering I	Local Funds	-	\$2,000,000	\$0	\$0	\$0	\$0	\$0	\$0	\$2,000,000
Total Engineering I		-	\$2,000,000	\$0	\$0	\$0	\$0	\$0	\$0	\$2,000,000
Engineering II	Local Funds	-	\$2,000,000	\$0	\$0	\$0	\$0	\$0	\$0	\$2,000,000
Total Engineering II		-	\$2,000,000	\$0	\$0	\$0	\$0	\$0	\$0	\$2,000,000
Construction	State Match - Chicago	-	\$0	\$0	\$12,397,215	\$0	\$0	\$0	\$0	\$12,397,215
Construction	STP - Locally Prgmd	-	\$0	\$0	\$5,102,785	\$0	\$0	\$0	\$0	\$5,102,785
Total Construction		-	\$0	\$0	\$17,500,000	\$0	\$0	\$0	\$0	\$17,500,000
Total Prior Costs		-	\$4,000,000	\$0	\$0	\$0	\$0	\$0	\$0	\$4,000,000

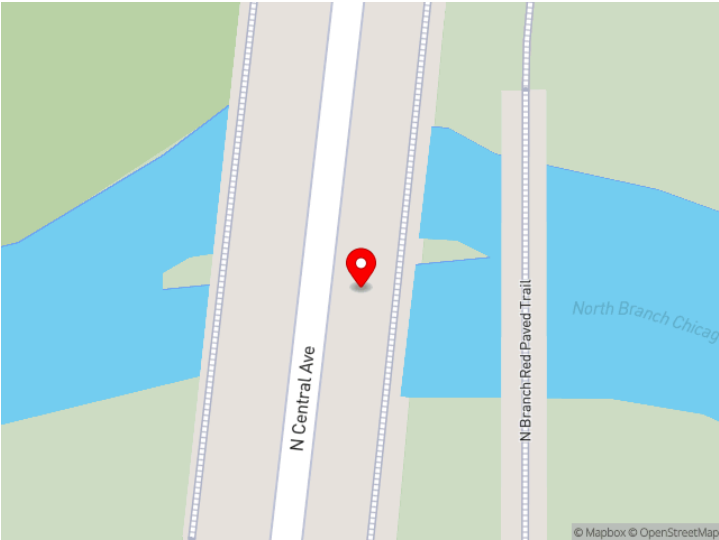
Phase	Fund Source	F. Section ID	Prior	FY2026	FY2027	FY2028	FY2029	FY2030	Future	Total
Total Programmed		-		\$4,000,000	\$0	\$17,500,000	\$0	\$0	\$0	\$21,500,000

Current Change Reason:	Schedule / Funding / Scope- Update Add, delete, or change fund sources - Other cost change described below, SS4A grant has been awarded to this project due to Cost increase, adding SS4A funds.
Project Changes:	Plan Revision Name changed from "26-00 (Adoption)" to "26-02 (Formal)"
Project Changes:	Internal Notes changed from "None" to "SS4A Implementation grant was awarded to CDOT from FFY 24 for \$20,010,000 by US DOT (RP, 12/10/25)."
Funding Changes:	STP - Locally Prgmd
Funding Changes:	- Decrease funds in FY 2027 in CON from \$5,102,785 to \$0
Funding Changes:	State Match - Chicago
Funding Changes:	- Decrease funds in FY 2027 in CON from \$12,397,215 to \$5,002,500
Funding Changes:	Safe Streets and Roads for All
Funding Changes:	+ Increase funds in FY 2027 in CON from \$0 to \$20,010,000
Federal Project Cost:	Increased from \$5,102,785 to \$20,010,000 (292.14%)
Total Project Cost:	Increased from \$21,500,000 to \$29,012,500 (34.94%)

01-25-0024 - Central Ave - Over North Branch Chicago River

Bridge Deck Overlay, Bridge Joint Replace/Repair

TIP Document:	26-02 (Formal)
Project Type:	Bridge Routine Maintenance
Air Quality:	Not Required
Open to Traffic Year:	TBD
Lead Agency:	IDOT D1 Hwys
Lead Contact:	-
Project Website:	-
County:	Cook
Municipality:	Chicago
Major CMAP Programs:	-



Phase	Fund Source	F. Section ID	Prior	FY2026	FY2027	FY2028	FY2029	FY2030	Future	Total
Construction	Bridge - State Prgmd	-	\$0	\$1,040,000	\$0	\$0	\$0	\$0	\$0	\$1,040,000
Construction	IL Funds	-	\$0	\$260,000	\$0	\$0	\$0	\$0	\$0	\$260,000
Total Construction		-	\$0	\$1,300,000	\$0	\$0	\$0	\$0	\$0	\$1,300,000
Total Programmed		-	\$0	\$1,300,000	\$0	\$0	\$0	\$0	\$0	\$1,300,000

Previously Approved Amendment 01-25-0024 - Central Ave - Over North Branch Chicago River

Bridge Deck Overlay, Bridge Joint Replace/Repair

TIP Document:	26-00 (Adoption)
Project Type:	Bridge Routine Maintenance
Air Quality:	-
Open to Traffic Year:	-
Lead Agency:	IDOT D1 Hwys
Lead Contact:	-
Project Website:	-
County:	Cook
Municipality:	Chicago
Major CMAP Programs:	-

Phase	Fund Source	F. Section ID	Prior	FY2026	FY2027	FY2028	FY2029	FY2030	Future	Total
Construction	Bridge - State Prgmd	-	\$0	\$0	\$0	\$0	\$0	\$0	\$600,000	\$600,000
Construction	IL Funds	-	\$0	\$0	\$0	\$0	\$0	\$0	\$150,000	\$150,000
Total Construction		-	\$0	\$0	\$0	\$0	\$0	\$0	\$750,000	\$750,000
Total Future Costs		-	\$0	\$0	\$0	\$0	\$0	\$0	\$750,000	\$750,000
Total Programmed		-	\$0	\$0	\$0	\$0	\$0	\$0	\$750,000	\$750,000

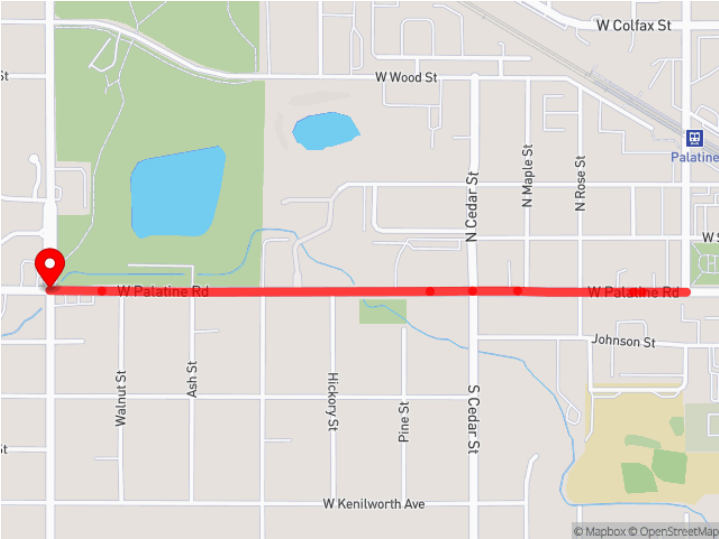
Current Change Reason:	Schedule / Funding / Scope- Update Cost change due to availability of 90% design - Project phase(s) moved to an earlier year(s)
Project Changes:	Plan Revision Name changed from "26-00 (Adoption)" to "26-02 (Formal)"
Funding Changes:	Bridge - State Prgmd
Funding Changes:	+ Increase funds in FY 2026 in CON from \$600,000 to \$1,040,000
Funding Changes:	IL Funds
Funding Changes:	+ Increase funds in FY 2026 in CON from \$150,000 to \$260,000
Federal Project Cost:	Increased from \$600,000 to \$1,040,000 (73.33%)

Total Project Cost:	Increased from \$750,000 to \$1,300,000 (73.33%)
---------------------	--

03-16-0008 - Palatine Rd from Quentin Rd to Smith St

Reconstruction of Palatine Rd from Quentin Rd to Smith St. Add left turn lanes at Rose St and intersections of Quentin Rd and Smith St, otherwise bi-directional turn lane throughout the project. Right turn lanes to all approaches at Quentin Rd. Replacement of sidewalk on south side of road, replacement of sidewalk on north side of road with 10 ft shared use path, extension of culvert under Palatine Rd. Traffic signal modernization and signal timing updates at Quentin Rd and Smith St.

TIP Document:	26-02 (Formal)
Project Type:	Road Modernization
Air Quality:	Not Required
Open to Traffic Year:	2027
Lead Agency:	Northwest Council
Lead Contact:	-
Project Website:	-
County:	Cook
Municipality:	Palatine
Major CMAP Programs:	STP - Local



Phase	Fund Source	F. Section ID	Prior	FY2026	FY2027	FY2028	FY2029	FY2030	Future	Total
Engineering I	MFT - Local	-	\$190,000	\$0	\$0	\$0	\$0	\$0	\$0	\$190,000
Engineering I	STP - Locally Prgmd	-	\$172,320	\$0	\$0	\$0	\$0	\$0	\$0	\$172,320
Total Engineering I		-	\$362,320	\$0	\$0	\$0	\$0	\$0	\$0	\$362,320
Engineering II	Local Funds	-	\$487,328	\$0	\$0	\$0	\$0	\$0	\$0	\$487,328
Engineering II	STP - Locally Prgmd	-	\$474,836	\$0	\$0	\$0	\$0	\$0	\$0	\$474,836
Total Engineering II		-	\$962,164	\$0	\$0	\$0	\$0	\$0	\$0	\$962,164
Right of Way	Invest in Cook	-	\$0	\$253,000	\$0	\$0	\$0	\$0	\$0	\$253,000
Right of Way	Local Funds	-	\$0	\$253,000	\$0	\$0	\$0	\$0	\$0	\$253,000
Total Right of Way		-	\$0	\$506,000	\$0	\$0	\$0	\$0	\$0	\$506,000
Construction	Local Funds	-	\$0	\$0	\$0	\$0	\$0	\$0	\$12,328,119	\$12,328,119
Construction	STP - Locally Prgmd	-	\$0	\$0	\$0	\$0	\$0	\$0	\$2,587,050	\$2,587,050
Total Construction		-	\$0	\$0	\$0	\$0	\$0	\$0	\$14,915,169	\$14,915,169
Construction Engineering	Local Funds	-	\$0	\$0	\$0	\$0	\$0	\$0	\$1,204,067	\$1,204,067
Construction Engineering	STP - Locally Prgmd	-	\$0	\$0	\$0	\$0	\$0	\$0	\$287,450	\$287,450
Total Construction Engineering		-	\$0	\$0	\$0	\$0	\$0	\$0	\$1,491,517	\$1,491,517
Total Prior Costs		-	\$1,324,484	\$0	\$0	\$0	\$0	\$0	\$0	\$1,324,484
Total Future Costs		-	\$0	\$0	\$0	\$0	\$0	\$0	\$16,406,686	\$16,406,686
Total Programmed		-	\$1,324,484	\$506,000	\$0	\$0	\$0	\$0	\$16,406,686	\$18,237,170

Previously Approved Amendment 03-16-0008 - Palatine Rd from Quentin Rd to Smith St

Reconstruction of Palatine Rd from Quentin Rd to Smith St. Add left turn lanes at Rose St and intersections of Quentin Rd and Smith St, otherwise bi-directional turn lane throughout the project. Right turn lanes to all approaches at Quentin Rd. Replacement of sidewalk on south side of road, replacement of sidewalk on north side of road with 10 ft shared use path, extension of culvert under Palatine Rd. Traffic signal modernization and signal timing updates at Quentin Rd and Smith St.

TIP Document:	26-00 (Adoption)
Project Type:	Road Modernization
Air Quality:	-
Open to Traffic Year:	-
Lead Agency:	Northwest Council
Lead Contact:	-

Project Website:	-
County:	Cook
Municipality:	Palatine
Major CMAP Programs:	-

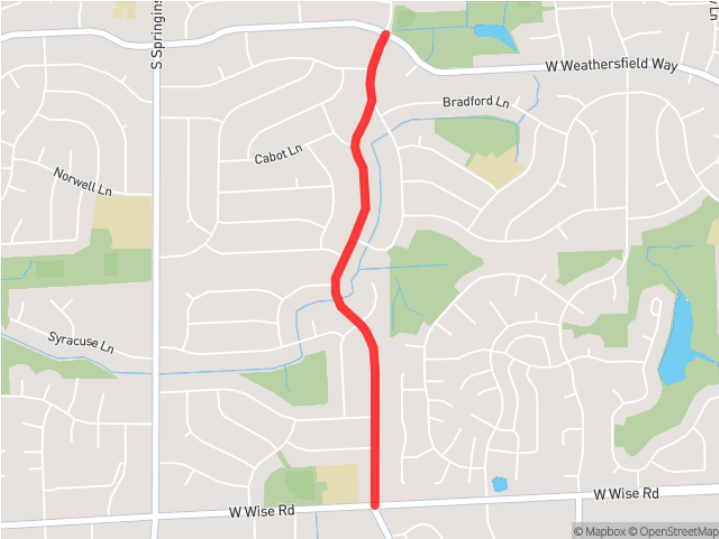
Phase	Fund Source	F. Section ID	Prior	FY2026	FY2027	FY2028	FY2029	FY2030	Future	Total
Engineering I	MFT - Local	-	\$190,000	\$0	\$0	\$0	\$0	\$0	\$0	\$190,000
Engineering I	STP - Locally Prgmd	-	\$172,320	\$0	\$0	\$0	\$0	\$0	\$0	\$172,320
Total Engineering I		-	\$362,320	\$0	\$0	\$0	\$0	\$0	\$0	\$362,320
Engineering II	Local Funds	-	\$487,328	\$0	\$0	\$0	\$0	\$0	\$0	\$487,328
Engineering II	STP - Locally Prgmd	-	\$474,836	\$0	\$0	\$0	\$0	\$0	\$0	\$474,836
Total Engineering II		-	\$962,164	\$0	\$0	\$0	\$0	\$0	\$0	\$962,164
Right of Way	Invest in Cook	-	\$253,000	\$0	\$0	\$0	\$0	\$0	\$0	\$253,000
Right of Way	Local Funds	-	\$253,000	\$0	\$0	\$0	\$0	\$0	\$0	\$253,000
Total Right of Way		-	\$506,000	\$0	\$0	\$0	\$0	\$0	\$0	\$506,000
Construction	Local Funds	-	\$0	\$0	\$0	\$0	\$0	\$0	\$12,328,119	\$12,328,119
Construction	STP - Locally Prgmd	-	\$0	\$0	\$0	\$0	\$0	\$0	\$2,587,050	\$2,587,050
Total Construction		-	\$0	\$0	\$0	\$0	\$0	\$0	\$14,915,169	\$14,915,169
Construction Engineering	Local Funds	-	\$0	\$0	\$0	\$0	\$0	\$0	\$1,204,067	\$1,204,067
Construction Engineering	STP - Locally Prgmd	-	\$0	\$0	\$0	\$0	\$0	\$0	\$287,450	\$287,450
Total Construction Engineering		-	\$0	\$0	\$0	\$0	\$0	\$0	\$1,491,517	\$1,491,517
Total Prior Costs		-	\$1,830,484	\$0	\$0	\$0	\$0	\$0	\$0	\$1,830,484
Total Future Costs		-	\$0	\$0	\$0	\$0	\$0	\$0	\$16,406,686	\$16,406,686
Total Programmed		-	\$1,830,484	\$0	\$0	\$0	\$0	\$0	\$16,406,686	\$18,237,170

Current Change Reason:	Schedule / Funding / Scope- Update Add, delete, or change phases - Project phase(s) moved to later year(s) due to earlier phase(s) delays
Project Changes:	Plan Revision Name changed from "26-00 (Adoption)" to "26-02 (Formal)"
Funding Changes:	N/A
Federal Project Cost:	Stays the same \$3,521,656
Total Project Cost:	Stays the same \$18,237,170

03-24-0013 - Braintree Drive Reconstruction from Wise Road to Weathersfield Way

Both directions of the roadway will be reduced to 11.5-foot travel ways, 8-foot designated on-street parking, and variable width parkway. A 10-foot shared use path will be added to the west side of the street and a 5-foot sidewalk will remain on the east side. Additionally, the Cambridge Drive and Braintree Drive intersection will be reconfigured to a traditional three-way stop. The pavement rehabilitation of the project will consist of both mill and overlay and full depth reconstruction

TIP Document:	26-02 (Formal)
Project Type:	Road Modernization
Air Quality:	Not Required
Open to Traffic Year:	2028
Lead Agency:	Northwest Council
Lead Contact:	-
Project Website:	-
County:	Cook
Municipality:	Schaumburg
Major CMAP Programs:	STP - Local



Phase	Fund Source	F. Section ID	Prior	FY2026	FY2027	FY2028	FY2029	FY2030	Future	Total
Construction	Local Funds	STP-L at 75/25	\$0	\$7,892,019	\$0	\$0	\$0	\$0	\$0	\$7,892,019
Construction	STP - Locally Prgmd	STP-L at 75/25	\$0	\$3,797,216	\$0	\$0	\$0	\$0	\$0	\$3,797,216
Total Construction		-	\$0	\$11,689,235	\$0	\$0	\$0	\$0	\$0	\$11,689,235
Construction Engineering	Local Funds	STP-L at 75/25	\$0	\$300,696	\$0	\$0	\$0	\$0	\$0	\$300,696
Construction Engineering	STP - Locally Prgmd	STP-L at 75/25	\$0	\$1,202,784	\$0	\$0	\$0	\$0	\$0	\$1,202,784
Total Construction Engineering		-	\$0	\$1,503,480	\$0	\$0	\$0	\$0	\$0	\$1,503,480
Total Programmed		-	\$0	\$13,192,715	\$0	\$0	\$0	\$0	\$0	\$13,192,715

Previously Approved Amendment 03-24-0013 - Braintree Drive Reconstruction from Wise Road to Weathersfield Way

Both directions of the roadway will be reduced to 11.5-foot travel ways, 8-foot designated on-street parking, and variable width parkway. A 10-foot shared use path will be added to the west side of the street and a 5-foot sidewalk will remain on the east side. Additionally, the Cambridge Drive and Braintree Drive intersection will be reconfigured to a traditional three-way stop. The pavement rehabilitation of the project will consist of both mill and overlay and full depth reconstruction

TIP Document:	26-00 (Adoption)
Project Type:	Road Modernization
Air Quality:	-
Open to Traffic Year:	-
Lead Agency:	Northwest Council
Lead Contact:	-
Project Website:	-
County:	Cook
Municipality:	Schaumburg
Major CMAP Programs:	-

Phase	Fund Source	F. Section ID	Prior	FY2026	FY2027	FY2028	FY2029	FY2030	Future	Total
Construction	Local Funds	Overmatch due to council constraint, STP-L at 75/25	\$0	\$0	\$0	\$4,952,873	\$0	\$0	\$0	\$4,952,873
Construction	STP - Locally Prgmd	STP-L at 75/25	\$0	\$0	\$0	\$547,127	\$0	\$0	\$0	\$547,127
Total Construction		-	\$0	\$0	\$0	\$5,500,000	\$0	\$0	\$0	\$5,500,000
Construction Engineering	Local Funds	Overmatch due to council constraint, STP-L at 75/25	\$0	\$0	\$0	\$542,958	\$0	\$0	\$0	\$542,958
Construction Engineering	STP - Locally Prgmd	STP-L at 75/25	\$0	\$0	\$0	\$60,792	\$0	\$0	\$0	\$60,792

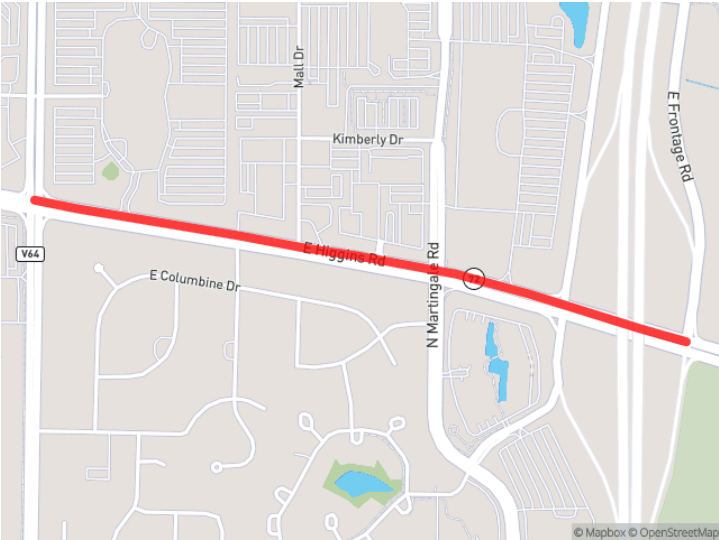
Phase	Fund Source	F. Section ID	Prior	FY2026	FY2027	FY2028	FY2029	FY2030	Future	Total
Total Construction Engineering		-	\$0	\$0	\$0	\$603,750	\$0	\$0	\$0	\$603,750
Total Programmed		-	\$0	\$0	\$0	\$6,103,750	\$0	\$0	\$0	\$6,103,750

Current Change Reason:	Schedule / Funding / Scope- Update Cost change due to updated agreements
Project Changes:	Plan Revision Name changed from "26-00 (Adoption)" to "26-02 (Formal)"
Project Changes:	Current Status changed from "Pending New Project" to "Active Project"
Funding Changes:	Local Funds
Funding Changes:	+ Increase funds in FY 2026 in CON from \$4,770,497 to \$7,892,019
Funding Changes:	- Decrease funds in FY 2026 in CE from \$522,694 to \$300,696
Funding Changes:	- Decrease funds in FY 2028 in CON from \$182,376 to \$0
Funding Changes:	- Decrease funds in FY 2028 in CE from \$20,264 to \$0
Funding Changes:	STP - Locally Prgmd
Funding Changes:	+ Increase funds in FY 2026 in CON from \$547,127 to \$3,797,216
Funding Changes:	+ Increase funds in FY 2026 in CE from \$60,792 to \$1,202,784
Federal Project Cost:	Increased from \$607,919 to \$5,000,000 (722.48%)
Total Project Cost:	Increased from \$6,103,750 to \$13,192,715 (116.14%)
Target Federal Authorizations and Construction Letting Changes:	
Target Federal Authorizations and Construction Letting Changes:	MTH/QTR has changed from NOV to FEB
Target Federal Authorizations and Construction Letting Changes:	Year has changed from 2027 to 2026

03-25-0022 - Ill 72 Higgins Rd - N Meacham Rd to I-290 Ramps (NB)

Smart & Standard Overlay

TIP Document:	26-02 (Formal)
Project Type:	Road Maintenance
Air Quality:	Not Required
Open to Traffic Year:	2028
Lead Agency:	IDOT D1 Hwys
Lead Contact:	-
Project Website:	-
County:	Cook
Municipality:	Schaumburg
Major CMAP Programs:	-



Phase	Fund Source	F. Section ID	Prior	FY2026	FY2027	FY2028	FY2029	FY2030	Future	Total
Construction	IL Funds	-	\$0	\$960,000	\$0	\$0	\$0	\$0	\$0	\$960,000
Construction	NHPP	-	\$0	\$3,840,000	\$0	\$0	\$0	\$0	\$0	\$3,840,000
Total Construction		-	\$0	\$4,800,000	\$0	\$0	\$0	\$0	\$0	\$4,800,000
Total Programmed		-	\$0	\$4,800,000	\$0	\$0	\$0	\$0	\$0	\$4,800,000

Previously Approved Amendment 03-25-0022 - Ill 72 Higgins Rd - N Meacham Rd to I-290 Ramps (NB)

Smart & Standard Overlay

TIP Document:	26-00 (Adoption)
Project Type:	Road Maintenance
Air Quality:	-
Open to Traffic Year:	-
Lead Agency:	IDOT D1 Hwys
Lead Contact:	-
Project Website:	-
County:	Cook
Municipality:	Schaumburg
Major CMAP Programs:	-

Phase	Fund Source	F. Section ID	Prior	FY2026	FY2027	FY2028	FY2029	FY2030	Future	Total
Construction	IL Funds	-	\$0	\$400,000	\$0	\$0	\$0	\$0	\$0	\$400,000
Construction	NHPP	-	\$0	\$1,600,000	\$0	\$0	\$0	\$0	\$0	\$1,600,000
Total Construction		-	\$0	\$2,000,000	\$0	\$0	\$0	\$0	\$0	\$2,000,000
Total Programmed		-	\$0	\$2,000,000	\$0	\$0	\$0	\$0	\$0	\$2,000,000

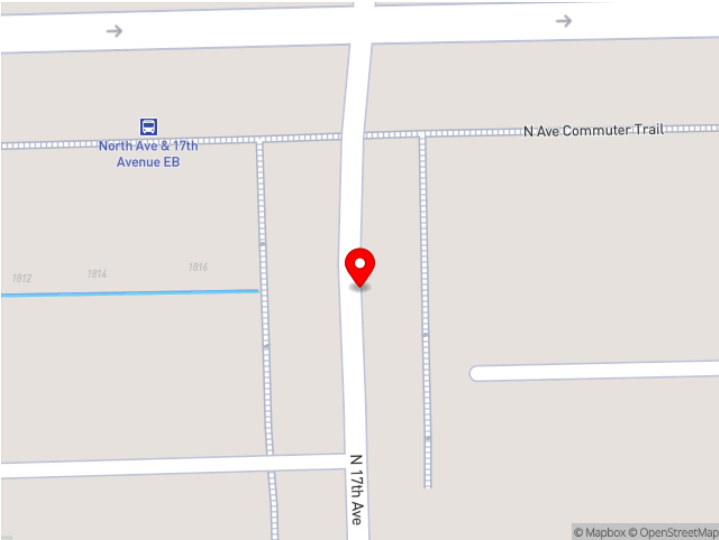
Current Change Reason:	Schedule / Funding / Scope- Update Cost change due to availability of 30% design
Project Changes:	Plan Revision Name changed from "26-00 (Adoption)" to "26-02 (Formal)"
Funding Changes:	NHPP
Funding Changes:	+ Increase funds in FY 2026 in CON from \$1,600,000 to \$3,840,000
Funding Changes:	IL Funds
Funding Changes:	+ Increase funds in FY 2026 in CON from \$400,000 to \$960,000
Federal Project Cost:	Increased from \$1,600,000 to \$3,840,000 (140.0%)

Total Project Cost:	Increased from \$2,000,000 to \$4,800,000 (140.0%)
---------------------	--

04-17-0001 - 17th Avenue Bridge at Silver Creek

Bridge Rehab/Removal/Replacement

TIP Document:	26-02 (Formal)
Project Type:	Bridge Repair, Rehab, or Replace
Air Quality:	Not Required
Open to Traffic Year:	2025
Lead Agency:	North Central Council
Lead Contact:	-
Project Website:	-
County:	Cook
Municipality:	Melrose Park
Major CMAP Programs:	-



Phase	Fund Source	F. Section ID	Prior	FY2026	FY2027	FY2028	FY2029	FY2030	Future	Total
Engineering I	Local Funds	-	\$31,000	\$0	\$0	\$0	\$0	\$0	\$0	\$31,000
Engineering I	STP - Bridge	-	\$119,947	\$0	\$0	\$0	\$0	\$0	\$0	\$119,947
Total Engineering I		-	\$150,947	\$0	\$0	\$0	\$0	\$0	\$0	\$150,947
Engineering II	Bridge - Local Prgmd	-	\$0	\$124,000	\$0	\$0	\$0	\$0	\$0	\$124,000
Engineering II	Local Funds	-	\$0	\$191,000	\$0	\$0	\$0	\$0	\$0	\$191,000
Total Engineering II		-	\$0	\$315,000	\$0	\$0	\$0	\$0	\$0	\$315,000
Construction	Bridge - Local Prgmd	-	\$0	\$0	\$1,400,000	\$0	\$0	\$0	\$0	\$1,400,000
Construction	Local Funds	-	\$350,000	\$0	\$0	\$0	\$0	\$0	\$0	\$350,000
Total Construction		-	\$350,000	\$0	\$1,400,000	\$0	\$0	\$0	\$0	\$1,750,000
Construction Engineering	Bridge - Local Prgmd	-	\$0	\$0	\$140,000	\$0	\$0	\$0	\$0	\$140,000
Construction Engineering	Local Funds	-	\$35,000	\$0	\$0	\$0	\$0	\$0	\$0	\$35,000
Total Construction Engineering		-	\$35,000	\$0	\$140,000	\$0	\$0	\$0	\$0	\$175,000
Total Prior Costs		-	\$535,947	\$0	\$0	\$0	\$0	\$0	\$0	\$535,947
Total Programmed		-	\$535,947	\$315,000	\$1,540,000	\$0	\$0	\$0	\$0	\$2,390,947

Previously Approved Amendment 04-17-0001 - 17th Avenue Bridge at Silver Creek

Bridge Rehab/Removal/Replacement

TIP Document:	26-00 (Adoption)
Project Type:	Bridge Repair, Rehab, or Replace
Air Quality:	-
Open to Traffic Year:	-
Lead Agency:	North Central Council
Lead Contact:	-
Project Website:	-
County:	Cook
Municipality:	Melrose Park
Major CMAP Programs:	-

Phase	Fund Source	F. Section ID	Prior	FY2026	FY2027	FY2028	FY2029	FY2030	Future	Total
Engineering I	Local Funds	-	\$31,000	\$0	\$0	\$0	\$0	\$0	\$0	\$31,000
Engineering I	STP - Bridge	-	\$119,947	\$0	\$0	\$0	\$0	\$0	\$0	\$119,947
Total Engineering I		-	\$150,947	\$0	\$0	\$0	\$0	\$0	\$0	\$150,947

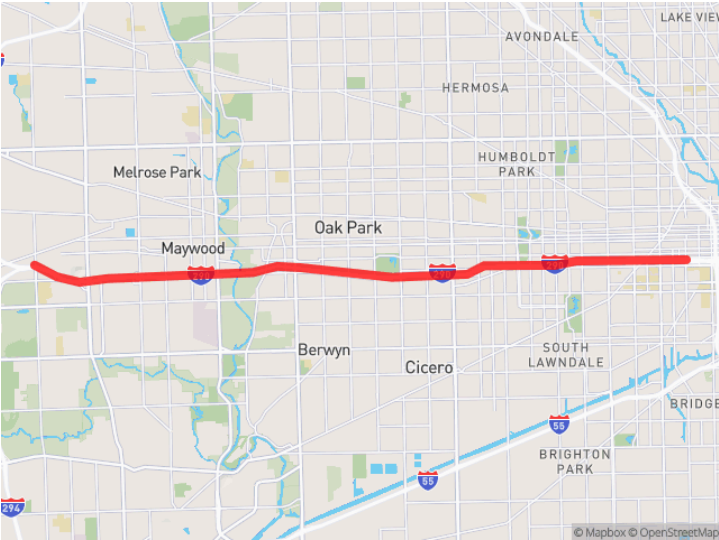
Phase	Fund Source	F. Section ID	Prior	FY2026	FY2027	FY2028	FY2029	FY2030	Future	Total
Engineering II	Bridge - Local Prgmd	-	\$124,000	\$0	\$0	\$0	\$0	\$0	\$0	\$124,000
Engineering II	Local Funds	-	\$31,000	\$0	\$0	\$0	\$0	\$0	\$0	\$31,000
Total Engineering II		-	\$155,000	\$0	\$0	\$0	\$0	\$0	\$0	\$155,000
Construction	Bridge - Local Prgmd	-	\$0	\$0	\$1,400,000	\$0	\$0	\$0	\$0	\$1,400,000
Construction	Local Funds	-	\$350,000	\$0	\$0	\$0	\$0	\$0	\$0	\$350,000
Total Construction		-	\$350,000	\$0	\$1,400,000	\$0	\$0	\$0	\$0	\$1,750,000
Construction Engineering	Bridge - Local Prgmd	-	\$0	\$0	\$140,000	\$0	\$0	\$0	\$0	\$140,000
Construction Engineering	Local Funds	-	\$35,000	\$0	\$0	\$0	\$0	\$0	\$0	\$35,000
Total Construction Engineering		-	\$35,000	\$0	\$140,000	\$0	\$0	\$0	\$0	\$175,000
Total Prior Costs		-	\$690,947	\$0	\$0	\$0	\$0	\$0	\$0	\$690,947
Total Programmed		-	\$690,947	\$0	\$1,540,000	\$0	\$0	\$0	\$0	\$2,230,947

Current Change Reason:	Schedule / Funding / Scope- Update Other schedule change described below
Project Changes:	Plan Revision Name changed from "26-00 (Adoption)" to "26-02 (Formal)"
Funding Changes:	Local Funds
Funding Changes:	+ Increase funds in FY 2026 in ENG II from \$31,000 to \$191,000
Federal Project Cost:	Stays the same \$1,783,947
Total Project Cost:	Increased from \$2,230,947 to \$2,390,947 (7.17%)

04-25-0014 - I-290 Eisenhower Expwy - Wolf Rd to Racine Ave (ITS)

Miscellaneous (ITS Work)

TIP Document:	26-02 (Formal)
Project Type:	Intelligent Transportation Systems
Air Quality:	Not Required
Open to Traffic Year:	2031
Lead Agency:	IDOT D1 Hwys
Lead Contact:	-
Project Website:	-
County:	Cook
Municipality:	Bellwood, Broadview, Chicago, Forest Park, Hillside, Maywood, Oak Park, Westchester
Major CMAP Programs:	-



Phase	Fund Source	F. Section ID	Prior	FY2026	FY2027	FY2028	FY2029	FY2030	Future	Total
Construction	IL Funds	-	\$0	\$300,000	\$0	\$0	\$0	\$0	\$0	\$300,000
Construction	NHPP	-	\$0	\$2,700,000	\$0	\$0	\$0	\$0	\$0	\$2,700,000
Total Construction		-	\$0	\$3,000,000	\$0	\$0	\$0	\$0	\$0	\$3,000,000
Total Programmed		-	\$0	\$3,000,000	\$0	\$0	\$0	\$0	\$0	\$3,000,000

Previously Approved Amendment 04-25-0014 - I-290 Eisenhower Expwy - Wolf Rd to Racine Ave (ITS)

Miscellaneous (ITS Work)

TIP Document:	26-00 (Adoption)
Project Type:	Intelligent Transportation Systems
Air Quality:	-
Open to Traffic Year:	-
Lead Agency:	IDOT D1 Hwys
Lead Contact:	-
Project Website:	-
County:	Cook
Municipality:	Bellwood, Broadview, Chicago, Forest Park, Hillside, Maywood, Oak Park, Westchester
Major CMAP Programs:	-

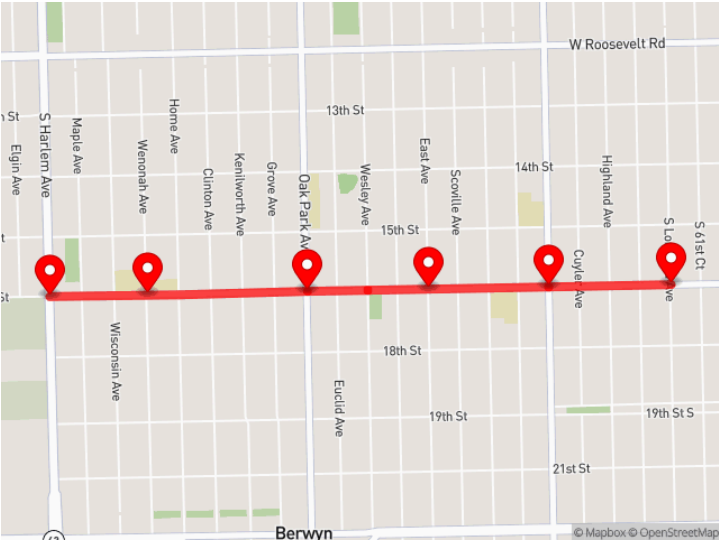
Phase	Fund Source	F. Section ID	Prior	FY2026	FY2027	FY2028	FY2029	FY2030	Future	Total
Construction	IL Funds	-	\$0	\$0	\$0	\$0	\$0	\$0	\$300,000	\$300,000
Construction	NHPP	-	\$0	\$0	\$0	\$0	\$0	\$0	\$2,700,000	\$2,700,000
Total Construction		-	\$0	\$0	\$0	\$0	\$0	\$0	\$3,000,000	\$3,000,000
Total Future Costs		-	\$0	\$0	\$0	\$0	\$0	\$0	\$3,000,000	\$3,000,000
Total Programmed		-	\$0	\$0	\$0	\$0	\$0	\$0	\$3,000,000	\$3,000,000

Current Change Reason:	Schedule / Funding / Scope- Update Project phase(s) moved to an earlier year(s)
Project Changes:	Plan Revision Name changed from "26-00 (Adoption)" to "26-02 (Formal)"
Funding Changes:	N/A
Federal Project Cost:	Stays the same \$2,700,000
Total Project Cost:	Stays the same \$3,000,000
Target Federal Authorizations and Construction Letting Changes:	

05-16-0001 - 16th St from IL 43 Harlem Av to Lombard Av

Signal modernization along 16th Street, resurfacing, ADA improvements, Signal Interconnects, and curb bump outs

TIP Document:	26-02 (Formal)
Project Type:	Intersection/Interchange Improvements
Air Quality:	Conformed
Open to Traffic Year:	2028
Lead Agency:	Central Council
Lead Contact:	-
Project Website:	-
County:	Cook
Municipality:	Berwyn
Major CMAP Programs:	CMAQ, STP - Local, STP - Shared



Phase	Fund Source	F. Section ID	Prior	FY2026	FY2027	FY2028	FY2029	FY2030	Future	Total
Engineering I	CMAQ	N/A	\$60,000	\$0	\$0	\$0	\$0	\$0	\$0	\$60,000
Engineering I	Local Funds	N/A	\$15,000	\$0	\$0	\$0	\$0	\$0	\$0	\$15,000
Total Engineering I		-	\$75,000	\$0	\$0	\$0	\$0	\$0	\$0	\$75,000
Engineering II	Local Funds	N/A	\$83,955	\$33,045	\$0	\$0	\$0	\$0	\$0	\$117,000
Engineering II	STP - Locally Prgmd	N/A	\$335,821	\$0	\$0	\$0	\$0	\$0	\$0	\$335,821
Engineering II	STP - Regional Redistribution	-	\$0	\$132,179	\$0	\$0	\$0	\$0	\$0	\$132,179
Total Engineering II		-	\$419,776	\$165,224	\$0	\$0	\$0	\$0	\$0	\$585,000
Construction	Local Funds	Planned use of Redistribution Fund	\$0	\$1,610,571	\$0	\$0	\$0	\$0	\$0	\$1,610,571
Construction	STP - Locally Prgmd	-	\$0	\$2,610,349	\$0	\$0	\$0	\$0	\$0	\$2,610,349
Construction	STP - Regional Redistribution	Planned use of Redistribution Fund	\$0	\$3,831,936	\$0	\$0	\$0	\$0	\$0	\$3,831,936
Total Construction		-	\$0	\$8,052,856	\$0	\$0	\$0	\$0	\$0	\$8,052,856
Construction Engineering	Local Funds	-	\$0	\$116,105	\$0	\$0	\$0	\$0	\$0	\$116,105
Construction Engineering	STP - Locally Prgmd	-	\$0	\$462,618	\$0	\$0	\$0	\$0	\$0	\$462,618
Total Construction Engineering		-	\$0	\$578,723	\$0	\$0	\$0	\$0	\$0	\$578,723
Total Prior Costs		-	\$494,776	\$0	\$0	\$0	\$0	\$0	\$0	\$494,776
Total Programmed		-	\$494,776	\$8,796,803	\$0	\$0	\$0	\$0	\$0	\$9,291,579

Previously Approved Amendment 05-16-0001 - 16th St from IL 43 Harlem Av to Lombard Av

Signal modernization along 16th Street, resurfacing, ADA improvements, Signal Interconnects, and curb bump outs

TIP Document:	26-01.1 (Admin FHWA)
Project Type:	Intersection/Interchange Improvements
Air Quality:	-
Open to Traffic Year:	-
Lead Agency:	Central Council
Lead Contact:	-
Project Website:	-
County:	Cook
Municipality:	Berwyn
Major CMAP Programs:	-

Phase	Fund Source	F. Section ID	Prior	FY2026	FY2027	FY2028	FY2029	FY2030	Future	Total
Engineering I	CMAQ	N/A	\$60,000	\$0	\$0	\$0	\$0	\$0	\$0	\$60,000

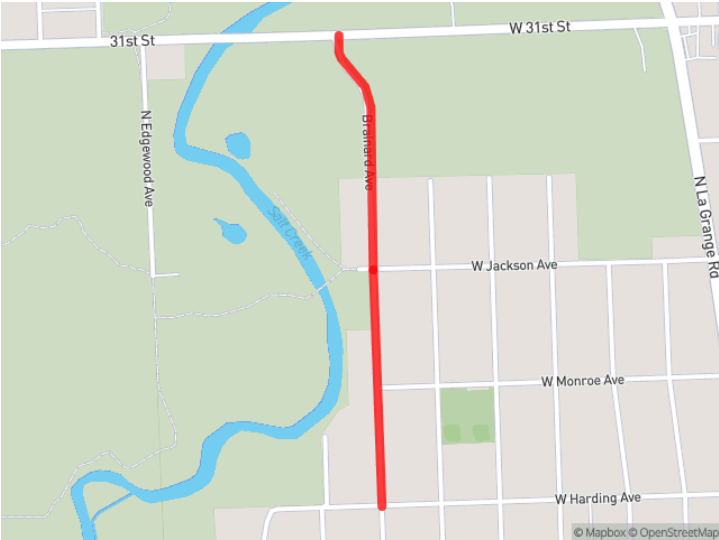
Phase	Fund Source	F. Section ID	Prior	FY2026	FY2027	FY2028	FY2029	FY2030	Future	Total
Engineering I	Local Funds	N/A	\$15,000	\$0	\$0	\$0	\$0	\$0	\$0	\$15,000
Total Engineering I		-	\$75,000	\$0	\$0	\$0	\$0	\$0	\$0	\$75,000
Engineering II	Local Funds	N/A	\$83,955	\$0	\$0	\$0	\$0	\$0	\$0	\$83,955
Engineering II	STP - Locally Prgmd	N/A	\$335,821	\$0	\$0	\$0	\$0	\$0	\$0	\$335,821
Total Engineering II		-	\$419,776	\$0	\$0	\$0	\$0	\$0	\$0	\$419,776
Construction	Local Funds	Planned use of Redistribution Fund	\$0	\$1,610,571	\$0	\$0	\$0	\$0	\$0	\$1,610,571
Construction	STP - Locally Prgmd	-	\$0	\$4,244,817	\$0	\$0	\$0	\$0	\$0	\$4,244,817
Construction	STP - Regional Redistribution	Planned use of Redistribution Fund	\$0	\$2,197,468	\$0	\$0	\$0	\$0	\$0	\$2,197,468
Total Construction		-	\$0	\$8,052,856	\$0	\$0	\$0	\$0	\$0	\$8,052,856
Construction Engineering	Local Funds	-	\$0	\$116,105	\$0	\$0	\$0	\$0	\$0	\$116,105
Construction Engineering	STP - Locally Prgmd	-	\$0	\$462,618	\$0	\$0	\$0	\$0	\$0	\$462,618
Total Construction Engineering		-	\$0	\$578,723	\$0	\$0	\$0	\$0	\$0	\$578,723
Total Prior Costs		-	\$494,776	\$0	\$0	\$0	\$0	\$0	\$0	\$494,776
Total Programmed		-	\$494,776	\$8,631,579	\$0	\$0	\$0	\$0	\$0	\$9,126,355

Current Change Reason:	Schedule / Funding / Scope- Update Update target letting/authorization - Post-award/obligation cost adjustments or amended agreement - Add, delete, or change phases - Add, delete, or change fund sources
Project Changes:	Plan Revision Name changed from "26-01.1 (Admin FHWA)" to "26-02 (Formal)"
Funding Changes:	STP - Locally Prgmd
Funding Changes:	- Decrease funds in FY 2026 in CON from \$4,244,817 to \$2,610,349
Funding Changes:	Local Funds
Funding Changes:	- Decrease funds in FY 2026 in CON from \$1,061,204 to \$652,587
Funding Changes:	+ Increase funds in FY 2026 in ENG II from \$0 to \$33,045
Funding Changes:	+ Increase funds in FY 2026 in CON from \$0 to \$408,617
Funding Changes:	STP - Regional Redistribution
Funding Changes:	+ Increase funds in FY 2026 in ENG II from \$0 to \$132,179
Funding Changes:	+ Increase funds in FY 2026 in CON from \$0 to \$1,634,468
Federal Project Cost:	Increased from \$7,300,724 to \$7,432,903 (1.81%)
Total Project Cost:	Increased from \$9,126,355 to \$9,291,579 (1.81%)
Target Federal Authorizations and Construction Letting Changes:	
Target Federal Authorizations and Construction Letting Changes:	MTH/QTR has changed from JAN to APR

05-22-0010 - Brainard Avenue Resurfacing Project (LAFO)

Resurfacing Brainard Avenue from Harding Avenue to 31st Street

TIP Document:	26-02 (Formal)
Project Type:	Road Maintenance
Air Quality:	Not Required
Open to Traffic Year:	2028
Lead Agency:	Central Council
Lead Contact:	-
Project Website:	-
County:	Cook
Municipality:	La Grange Park
Major CMAP Programs:	STP - Local



Phase	Fund Source	F. Section ID	Prior	FY2026	FY2027	FY2028	FY2029	FY2030	Future	Total
Engineering I	Local Funds	-	\$0	\$15,000	\$0	\$0	\$0	\$0	\$0	\$15,000
Total Engineering I		-	\$0	\$15,000	\$0	\$0	\$0	\$0	\$0	\$15,000
Engineering II	Local Funds	-	\$0	\$50,000	\$0	\$0	\$0	\$0	\$0	\$50,000
Total Engineering II		-	\$0	\$50,000	\$0	\$0	\$0	\$0	\$0	\$50,000
Construction	Local Funds	-	\$0	\$0	\$0	\$0	\$0	\$0	\$125,070	\$125,070
Construction	STP - Locally Prgmd	-	\$0	\$0	\$0	\$0	\$0	\$0	\$500,280	\$500,280
Total Construction		-	\$0	\$0	\$0	\$0	\$0	\$0	\$625,350	\$625,350
Construction Engineering	Local Funds	-	\$0	\$0	\$0	\$0	\$0	\$0	\$11,700	\$11,700
Construction Engineering	STP - Locally Prgmd	-	\$0	\$0	\$0	\$0	\$0	\$0	\$46,800	\$46,800
Total Construction Engineering		-	\$0	\$0	\$0	\$0	\$0	\$0	\$58,500	\$58,500
Total Future Costs		-	\$0	\$0	\$0	\$0	\$0	\$0	\$683,850	\$683,850
Total Programmed		-	\$0	\$65,000	\$0	\$0	\$0	\$0	\$683,850	\$748,850

Previously Approved Amendment 05-22-0010 - Brainard Avenue Resurfacing Project (LAFO)

Resurfacing Brainard Avenue from Harding Avenue to 31st Street

TIP Document:	26-00 (Adoption)
Project Type:	Road Maintenance
Air Quality:	-
Open to Traffic Year:	-
Lead Agency:	Central Council
Lead Contact:	-
Project Website:	-
County:	Cook
Municipality:	La Grange Park
Major CMAP Programs:	-

Phase	Fund Source	F. Section ID	Prior	FY2026	FY2027	FY2028	FY2029	FY2030	Future	Total
Engineering I	Local Funds	-	\$0	\$15,000	\$0	\$0	\$0	\$0	\$0	\$15,000
Total Engineering I		-	\$0	\$15,000	\$0	\$0	\$0	\$0	\$0	\$15,000
Engineering II	Local Funds	-	\$0	\$50,000	\$0	\$0	\$0	\$0	\$0	\$50,000
Total Engineering II		-	\$0	\$50,000	\$0	\$0	\$0	\$0	\$0	\$50,000
Construction	Local Funds	-	\$0	\$0	\$125,070	\$0	\$0	\$0	\$0	\$125,070

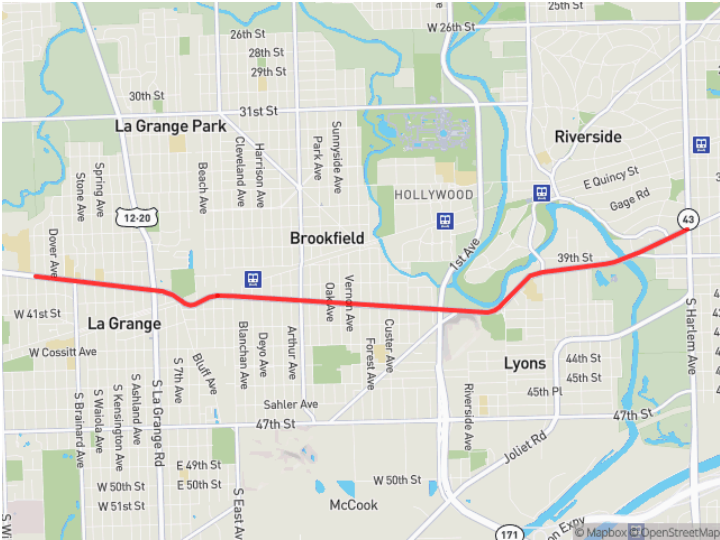
Phase	Fund Source	F. Section ID	Prior	FY2026	FY2027	FY2028	FY2029	FY2030	Future	Total
Construction	STP - Locally Prgmd	-	\$0	\$0	\$500,280	\$0	\$0	\$0	\$0	\$500,280
Total Construction		-	\$0	\$0	\$625,350	\$0	\$0	\$0	\$0	\$625,350
Construction Engineering	Local Funds	-	\$0	\$0	\$11,700	\$0	\$0	\$0	\$0	\$11,700
Construction Engineering	STP - Locally Prgmd	-	\$0	\$0	\$46,800	\$0	\$0	\$0	\$0	\$46,800
Total Construction Engineering		-	\$0	\$0	\$58,500	\$0	\$0	\$0	\$0	\$58,500
Total Programmed		-	\$0	\$65,000	\$683,850	\$0	\$0	\$0	\$0	\$748,850

Current Change Reason:	Schedule / Funding / Scope- Update Project phase(s) moved to later year(s) due to fiscal constraint
Project Changes:	Plan Revision Name changed from "26-00 (Adoption)" to "26-02 (Formal)"
Funding Changes:	N/A
Federal Project Cost:	Stays the same \$547,080
Total Project Cost:	Stays the same \$748,850

05-25-0014 - US 34 Ogden Ave - W of Edgewood Ave to Ill 43 (Harlem Ave)

Designed Overlay, ADA Improvements

TIP Document:	26-02 (Formal)
Project Type:	Road Maintenance
Air Quality:	Not Required
Open to Traffic Year:	2028
Lead Agency:	IDOT D1 Hwys
Lead Contact:	-
Project Website:	-
County:	Cook
Municipality:	Brookfield, La Grange, Lyons, Riverside
Major CMAP Programs:	-



Phase	Fund Source	F. Section ID	Prior	FY2026	FY2027	FY2028	FY2029	FY2030	Future	Total
Construction	IL Funds	-	\$0	\$1,630,000	\$0	\$0	\$0	\$0	\$0	\$1,630,000
Construction	NHPP	-	\$0	\$6,520,000	\$0	\$0	\$0	\$0	\$0	\$6,520,000
Total Construction		-	\$0	\$8,150,000	\$0	\$0	\$0	\$0	\$0	\$8,150,000
Total Programmed		-	\$0	\$8,150,000	\$0	\$0	\$0	\$0	\$0	\$8,150,000

Previously Approved Amendment 05-25-0014 - US 34 Ogden Ave - W of Edgewood Ave to Ill 43 (Harlem Ave)

Designed Overlay, ADA Improvements

TIP Document:	26-00 (Adoption)
Project Type:	Road Maintenance
Air Quality:	-
Open to Traffic Year:	-
Lead Agency:	IDOT D1 Hwys
Lead Contact:	-
Project Website:	-
County:	Cook
Municipality:	Brookfield, La Grange, Lyons, Riverside
Major CMAP Programs:	-

Phase	Fund Source	F. Section ID	Prior	FY2026	FY2027	FY2028	FY2029	FY2030	Future	Total
Construction	IL Funds	-	\$0	\$1,300,000	\$0	\$0	\$0	\$0	\$0	\$1,300,000
Construction	NHPP	-	\$0	\$5,200,000	\$0	\$0	\$0	\$0	\$0	\$5,200,000
Total Construction		-	\$0	\$6,500,000	\$0	\$0	\$0	\$0	\$0	\$6,500,000
Total Programmed		-	\$0	\$6,500,000	\$0	\$0	\$0	\$0	\$0	\$6,500,000

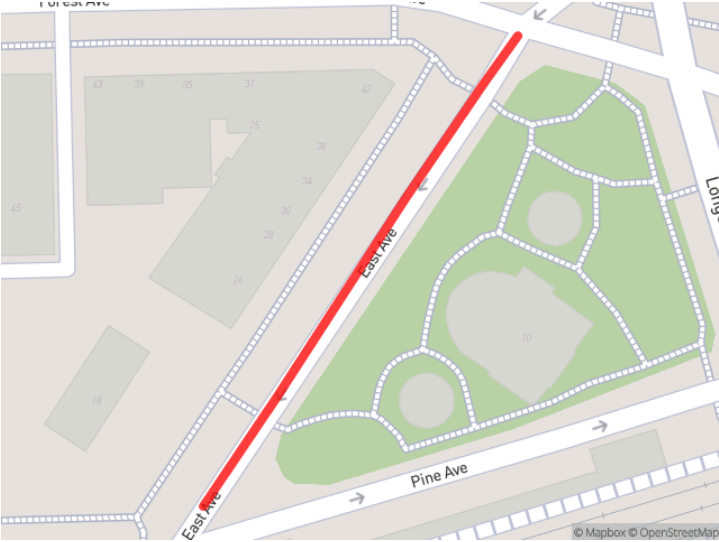
Current Change Reason:	Schedule / Funding / Scope- Update Cost change due to availability of 30% design
Project Changes:	Plan Revision Name changed from "26-00 (Adoption)" to "26-02 (Formal)"
Funding Changes:	NHPP
Funding Changes:	+ Increase funds in FY 2026 in CON from \$5,200,000 to \$6,520,000
Funding Changes:	IL Funds
Funding Changes:	+ Increase funds in FY 2026 in CON from \$1,300,000 to \$1,630,000
Federal Project Cost:	Increased from \$5,200,000 to \$6,520,000 (25.38%)

Total Project Cost:	Increased from \$6,500,000 to \$8,150,000 (25.38%)
---------------------	--

05-26-0002 - East Ave

Installation of landscaping, raised planters, brick seat wall, pavement resurfacing, sidewalk widening, decorative paver sidewalk, exposed aggregate concrete sidewalk, curb bump outs, and streetlight relocation and high visibility crosswalks.

TIP Document:	26-02 (Formal)
Project Type:	Bicycle & Pedestrian
Air Quality:	Not Required
Open to Traffic Year:	2032
Lead Agency:	Central Council
Lead Contact:	-
Project Website:	-
County:	Cook
Municipality:	Riverside
Major CMAP Programs:	-



Phase	Fund Source	F. Section ID	Prior	FY2026	FY2027	FY2028	FY2029	FY2030	Future	Total
Engineering I	Local Funds	-	\$76,187	\$0	\$0	\$0	\$0	\$0	\$0	\$76,187
Total Engineering I		-	\$76,187	\$0	\$0	\$0	\$0	\$0	\$0	\$76,187
Engineering II	Local Funds	-	\$0	\$0	\$77,156	\$0	\$0	\$0	\$0	\$77,156
Total Engineering II		-	\$0	\$0	\$77,156	\$0	\$0	\$0	\$0	\$77,156
Construction	Local Funds	-	\$0	\$0	\$0	\$771,556	\$0	\$0	\$0	\$771,556
Total Construction		-	\$0	\$0	\$0	\$771,556	\$0	\$0	\$0	\$771,556
Construction Engineering	Local Funds	-	\$0	\$0	\$0	\$101,172	\$0	\$0	\$0	\$101,172
Total Construction Engineering		-	\$0	\$0	\$0	\$101,172	\$0	\$0	\$0	\$101,172
Total Prior Costs		-	\$76,187	\$0	\$0	\$0	\$0	\$0	\$0	\$76,187
Total Programmed		-	\$76,187	\$0	\$77,156	\$872,728	\$0	\$0	\$0	\$1,026,071

Previously Approved Amendment 05-26-0002 - East Ave

Installation of landscaping, raised planters, brick seat wall, pavement resurfacing, sidewalk widening, decorative paver sidewalk, exposed aggregate concrete sidewalk, curb bump outs, and streetlight relocation and high visibility crosswalks.

TIP Document:	26-01.1 (Admin FHWA)
Project Type:	Bicycle & Pedestrian
Air Quality:	-
Open to Traffic Year:	-
Lead Agency:	Central Council
Lead Contact:	-
Project Website:	-
County:	Cook
Municipality:	Riverside
Major CMAP Programs:	-

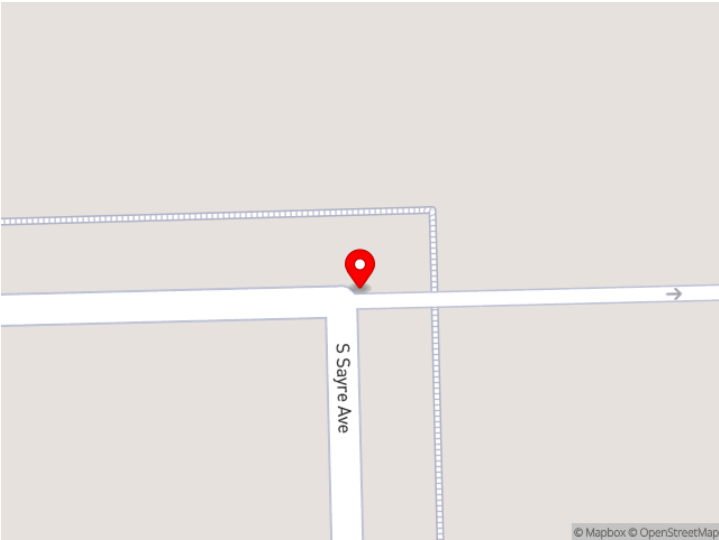
Phase	Fund Source	F. Section ID	Prior	FY2026	FY2027	FY2028	FY2029	FY2030	Future	Total
Engineering I	Local Funds	-	\$76,187	\$0	\$0	\$0	\$0	\$0	\$0	\$76,187
Total Engineering I		-	\$76,187	\$0	\$0	\$0	\$0	\$0	\$0	\$76,187
Engineering II	Local Funds	-	\$0	\$0	\$0	\$77,156	\$0	\$0	\$0	\$77,156
Total Engineering II		-	\$0	\$0	\$0	\$77,156	\$0	\$0	\$0	\$77,156
Total Prior Costs		-	\$76,187	\$0	\$0	\$0	\$0	\$0	\$0	\$76,187

Phase	Fund Source	F. Section ID	Prior	FY2026	FY2027	FY2028	FY2029	FY2030	Future	Total
Total Programmed		-	\$76,187	\$0	\$0	\$77,156	\$0	\$0	\$0	\$153,343
Current Change Reason:	Schedule / Funding / Scope- Update Project phase(s) moved to an earlier year(s) - Cost change due to updated agreements - Add, delete, or change phases - Update target letting/authorization - Update Open to Traffic year									
Project Changes:	Plan Revision Name changed from "26-01.1 (Admin FHWA)" to "26-02 (Formal)"									
Project Changes:	Internal Notes changed from "Phase I Eng related to installation of landscaping, raised planters, brick seat wall, pavement resurfacing, sidewalk widening, decorative paver sidewalk, exposed aggregate concrete sidewalk, curb bump outs, and streetlight relocation and high visibility crosswalks. Entered new project in per IDOT. Will upload the recent PPI that will match the TIP. Construction is planned to come from ITEP. (MF 11/6/25)" to "Phase I Eng related to installation of landscaping, raised planters, brick seat wall, pavement resurfacing, sidewalk widening, decorative paver sidewalk, exposed aggregate concrete sidewalk, curb bump outs, and streetlight relocation and high visibility crosswalks. Entered new project in per IDOT. Will upload the recent PPI that will match the TIP. Construction is planned to come from ITEP. (MF 11/6/25) Map and schedule added by CMAP staff, to be verified by planning liaison (SS 12/10/25)"									
Project Changes:	Open To Traffic changed from "None" to "2032"									
Funding Changes:	Local Funds									
Funding Changes:	+ Increase funds in FY 2028 in CON from \$0 to \$771,556									
Funding Changes:	+ Increase funds in FY 2028 in CE from \$0 to \$101,172									
Federal Project Cost:	Stays the same \$0									
Total Project Cost:	Increased from \$153,343 to \$1,026,071 (569.13%)									

06-16-0012 - 71st St at Sayre Ave

Intersection improvement

TIP Document:	26-02 (Formal)
Project Type:	Intersection/Interchange Improvements
Air Quality:	Not Required
Open to Traffic Year:	2026
Lead Agency:	Southwest Council
Lead Contact:	-
Project Website:	-
County:	Cook
Municipality:	Bedford Park
Major CMAP Programs:	STP - Local



Phase	Fund Source	F. Section ID	Prior	FY2026	FY2027	FY2028	FY2029	FY2030	Future	Total
Construction	Local Funds	-	\$0	\$0	\$0	\$0	\$0	\$0	\$20,000	\$20,000
Construction	STP - Locally Prgmd	-	\$0	\$0	\$0	\$0	\$0	\$0	\$80,000	\$80,000
Total Construction		-	\$0	\$0	\$0	\$0	\$0	\$0	\$100,000	\$100,000
Total Future Costs		-	\$0	\$0	\$0	\$0	\$0	\$0	\$100,000	\$100,000
Total Programmed		-	\$0	\$0	\$0	\$0	\$0	\$0	\$100,000	\$100,000

Previously Approved Amendment 06-16-0012 - 71st St at Sayre Ave

Intersection improvement

TIP Document:	26-00 (Adoption)
Project Type:	Intersection/Interchange Improvements
Air Quality:	-
Open to Traffic Year:	-
Lead Agency:	Southwest Council
Lead Contact:	-
Project Website:	-
County:	Cook
Municipality:	Bedford Park
Major CMAP Programs:	-

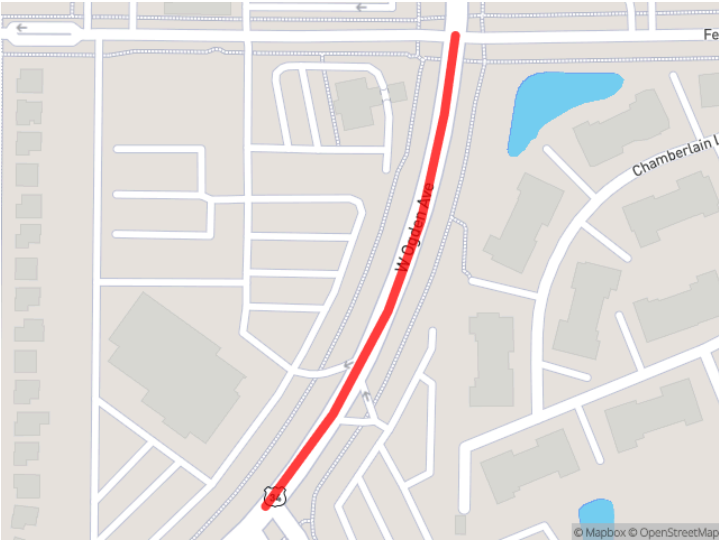
Phase	Fund Source	F. Section ID	Prior	FY2026	FY2027	FY2028	FY2029	FY2030	Future	Total
Construction	Local Funds	-	\$0	\$20,000	\$0	\$0	\$0	\$0	\$0	\$20,000
Construction	STP - Locally Prgmd	-	\$0	\$80,000	\$0	\$0	\$0	\$0	\$0	\$80,000
Total Construction		-	\$0	\$100,000	\$0	\$0	\$0	\$0	\$0	\$100,000
Total Programmed		-	\$0	\$100,000	\$0	\$0	\$0	\$0	\$0	\$100,000

Current Change Reason:	Schedule / Funding / Scope- Update Project phase(s) moved to later year(s) due to earlier phase(s) delays
Project Changes:	Plan Revision Name changed from "26-00 (Adoption)" to "26-02 (Formal)"
Funding Changes:	N/A
Federal Project Cost:	Stays the same \$80,000
Total Project Cost:	Stays the same \$100,000

08-22-0063 - US 34 Ogden Ave - Rickert Dr to Feldott Ln

Intersection Improvement

TIP Document:	26-02 (Formal)
Project Type:	Intersection/Interchange Improvements
Air Quality:	Not Required
Open to Traffic Year:	TBD
Lead Agency:	IDOT D1 Hwys
Lead Contact:	-
Project Website:	-
County:	DuPage
Municipality:	Naperville
Major CMAP Programs:	-



Phase	Fund Source	F. Section ID	Prior	FY2026	FY2027	FY2028	FY2029	FY2030	Future	Total
Right of Way	IL Funds	-	\$1,750,000	\$0	\$0	\$0	\$0	\$0	\$0	\$1,750,000
Total Right of Way		-	\$1,750,000	\$0	\$0	\$0	\$0	\$0	\$0	\$1,750,000
Construction	Hwy Safety Improve Pgm	-	\$0	\$1,963,000	\$0	\$0	\$0	\$0	\$0	\$1,963,000
Construction	IL Funds	-	\$0	\$218,000	\$0	\$0	\$0	\$0	\$0	\$218,000
Construction	Local Funds	-	\$0	\$43,000	\$0	\$0	\$0	\$0	\$0	\$43,000
Total Construction		-	\$0	\$2,224,000	\$0	\$0	\$0	\$0	\$0	\$2,224,000
Total Prior Costs		-	\$1,750,000	\$0	\$0	\$0	\$0	\$0	\$0	\$1,750,000
Total Programmed		-	\$1,750,000	\$2,224,000	\$0	\$0	\$0	\$0	\$0	\$3,974,000

Previously Approved Amendment 08-22-0063 - US 34 Ogden Ave - Rickert Dr to Feldott Ln

Intersection Improvement

TIP Document:	24-02.1
Project Type:	Intersection/Interchange Improvements
Air Quality:	-
Open to Traffic Year:	-
Lead Agency:	IDOT D1 Hwys
Lead Contact:	-
Project Website:	-
County:	DuPage
Municipality:	Naperville
Major CMAP Programs:	-

Phase	Fund Source	F. Section ID	Prior	FY2024	FY2025	FY2026	FY2027	FY2028	Future	Total
Right of Way	IL Funds	-	\$0	\$1,750,000	\$0	\$0	\$0	\$0	\$0	\$1,750,000
Total Right of Way		-	\$0	\$1,750,000	\$0	\$0	\$0	\$0	\$0	\$1,750,000
Construction	Hwy Safety Improve Pgm	-	\$0	\$0	\$0	\$1,963,000	\$0	\$0	\$0	\$1,963,000
Construction	IL Funds	-	\$0	\$0	\$0	\$218,000	\$0	\$0	\$0	\$218,000
Construction	Local Funds	-	\$0	\$0	\$0	\$43,000	\$0	\$0	\$0	\$43,000
Total Construction		-	\$0	\$0	\$0	\$2,224,000	\$0	\$0	\$0	\$2,224,000
Total Programmed		-	\$0	\$1,750,000	\$0	\$2,224,000	\$0	\$0	\$0	\$3,974,000

Current Change Reason:	Schedule / Funding / Scope- Update Other schedule change described below
------------------------	--

Project Changes:	Plan Revision Name changed from "24-02.1" to "26-02 (Formal)"
Funding Changes:	N/A
Federal Project Cost:	Stays the same \$1,963,000
Total Project Cost:	Stays the same \$3,974,000

09-26-0009 - US 6 from E of Mission Parkway in Morris to I-55 in Channahon

US 6 from E of Mission Parkway in Morris to I-55 in Channahon

TIP Document:	26-02 (Formal)
Project Type:	Road Expansion
Air Quality:	To Be Conformed
Open to Traffic Year:	-
Lead Agency:	IDOT D3 Hwys
Lead Contact:	-
Project Website:	-
County:	Grundy, Will
Municipality:	Channahon, Minooka
Major CMAP Programs:	-



Phase	Fund Source	F. Section ID	Prior	FY2026	FY2027	FY2028	FY2029	FY2030	Future	Total
Engineering	IL Funds	-	\$0	\$0	\$0	\$0	\$0	\$0	\$75,000	\$75,000
Total Engineering		-	\$0	\$0	\$0	\$0	\$0	\$0	\$75,000	\$75,000
Engineering I	IL Funds	-	\$0	\$100,000	\$0	\$0	\$0	\$0	\$2,000,000	\$2,100,000
Engineering I	STP - State Prgmd Rural	-	\$0	\$38,000	\$0	\$0	\$0	\$0	\$751,000	\$789,000
Engineering I	STP - State Prgmd Urban	-	\$0	\$362,000	\$0	\$0	\$0	\$0	\$7,249,000	\$7,611,000
Total Engineering I		-	\$0	\$500,000	\$0	\$0	\$0	\$0	\$10,000,000	\$10,500,000
Engineering II	IL Funds	-	\$0	\$0	\$0	\$0	\$0	\$0	\$2,400,000	\$2,400,000
Engineering II	STP - State Prgmd Rural	-	\$0	\$0	\$0	\$0	\$0	\$0	\$956,000	\$956,000
Engineering II	STP - State Prgmd Urban	-	\$0	\$0	\$0	\$0	\$0	\$0	\$8,644,000	\$8,644,000
Total Engineering II		-	\$0	\$0	\$0	\$0	\$0	\$0	\$12,000,000	\$12,000,000
Right of Way	IL Funds	-	\$0	\$0	\$0	\$0	\$0	\$0	\$2,400,000	\$2,400,000
Right of Way	Other - Federal	-	\$0	\$0	\$0	\$0	\$0	\$0	\$9,600,000	\$9,600,000
Total Right of Way		-	\$0	\$0	\$0	\$0	\$0	\$0	\$12,000,000	\$12,000,000
Construction	IL Funds	-	\$0	\$0	\$0	\$0	\$0	\$0	\$45,000,000	\$45,000,000
Construction	Other - Federal	-	\$0	\$0	\$0	\$0	\$0	\$0	\$120,000,000	\$120,000,000
Total Construction		-	\$0	\$0	\$0	\$0	\$0	\$0	\$165,000,000	\$165,000,000
Construction Engineering	IL Funds	-	\$0	\$0	\$0	\$0	\$0	\$0	\$3,000,000	\$3,000,000
Construction Engineering	Other - Federal	-	\$0	\$0	\$0	\$0	\$0	\$0	\$12,000,000	\$12,000,000
Total Construction Engineering		-	\$0	\$0	\$0	\$0	\$0	\$0	\$15,000,000	\$15,000,000
Total Future Costs		-	\$0	\$0	\$0	\$0	\$0	\$0	\$214,075,000	\$214,075,000
Total Programmed		-	\$0	\$500,000	\$0	\$0	\$0	\$0	\$214,075,000	\$214,575,000

Current Change Reason:	New Project
Federal Project Cost:	Increased from \$0 to \$159,600,000 (0%)
Total Project Cost:	Increased from \$0 to \$214,575,000 (0%)

09-26-0021 - Bilter Road Illinois Prairie Path to I-88 Ramps

Resurfacing to construct high friction surface treatment on Bilter Road and installation of rectangular rapid flashing beacons (RRFB) at the Illinois Prairie Path crossing with potential crossing realignment.

TIP Document:	26-02 (Formal)
Project Type:	Safety
Air Quality:	Not Required
Open to Traffic Year:	2029
Lead Agency:	Kane/Kendall Council
Lead Contact:	-
Project Website:	-
County:	DuPage
Municipality:	Aurora
Major CMAP Programs:	-



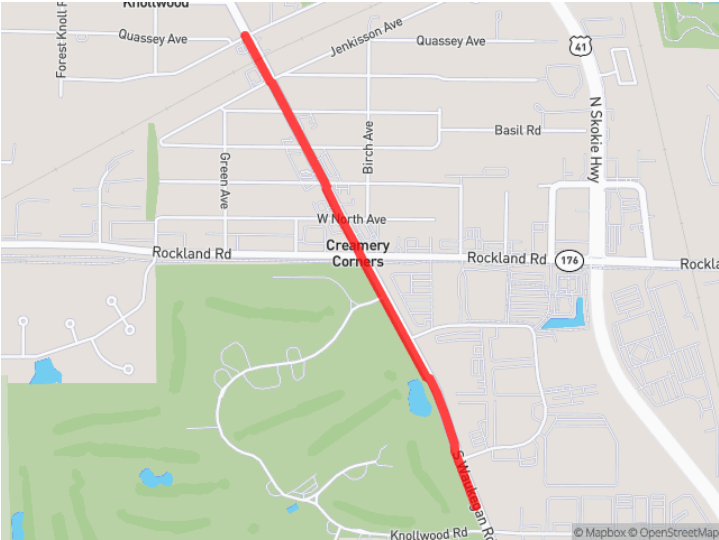
Phase	Fund Source	F. Section ID	Prior	FY2026	FY2027	FY2028	FY2029	FY2030	Future	Total
Engineering I	Local Funds	-	\$0	\$120,000	\$0	\$0	\$0	\$0	\$0	\$120,000
Total Engineering I		-	\$0	\$120,000	\$0	\$0	\$0	\$0	\$0	\$120,000
Engineering II	Hwy Safety Improve Pgm	-	\$0	\$0	\$108,000	\$0	\$0	\$0	\$0	\$108,000
Engineering II	Local Funds	-	\$0	\$0	\$12,000	\$0	\$0	\$0	\$0	\$12,000
Total Engineering II		-	\$0	\$0	\$120,000	\$0	\$0	\$0	\$0	\$120,000
Construction	Hwy Safety Improve Pgm	-	\$0	\$0	\$0	\$1,377,000	\$0	\$0	\$0	\$1,377,000
Construction	Local Funds	-	\$0	\$0	\$0	\$153,000	\$0	\$0	\$0	\$153,000
Total Construction		-	\$0	\$0	\$0	\$1,530,000	\$0	\$0	\$0	\$1,530,000
Construction Engineering	Hwy Safety Improve Pgm	-	\$0	\$0	\$0	\$135,000	\$0	\$0	\$0	\$135,000
Construction Engineering	Local Funds	-	\$0	\$0	\$0	\$15,000	\$0	\$0	\$0	\$15,000
Total Construction Engineering		-	\$0	\$0	\$0	\$150,000	\$0	\$0	\$0	\$150,000
Total Programmed		-	\$0	\$120,000	\$120,000	\$1,680,000	\$0	\$0	\$0	\$1,920,000

Current Change Reason:	New Project
Federal Project Cost:	Stays the same \$1,620,000
Total Project Cost:	Stays the same \$1,920,000

10-09-0037 - US 41 Skokie Hwy from Quassey Avenue to 0.5 Miles S of IL 176

Interchange Reconstruction, DRAINAGE-PUMP STATION #37, ADD AUXILIARY LANES (US 41), ADD LANES (ILL 176), Storm Sewer (New), Grading

TIP Document:	26-02 (Formal)
Project Type:	Road Expansion
Air Quality:	Conformed
Open to Traffic Year:	TBD
Lead Agency:	IDOT D1 Hwys
Lead Contact:	-
Project Website:	-
County:	Lake
Municipality:	Lake Bluff
Major CMAP Programs:	-



Phase	Fund Source	F. Section ID	Prior	FY2026	FY2027	FY2028	FY2029	FY2030	Future	Total
Engineering I	HPP SAFETEA-LU - historical fund *	Interchange Reconstruction/Add Lanes	\$600,000	\$0	\$0	\$0	\$0	\$0	\$0	\$600,000
Engineering I	IL Funds	Interchange Reconstruction/Add Lanes	\$100,000	\$0	\$0	\$0	\$0	\$0	\$0	\$100,000
Engineering I	Local Fund Match - historical fund *	Interchange Reconstruction/Add Lanes	\$68,000	\$0	\$0	\$0	\$0	\$0	\$0	\$68,000
Engineering I	Sec 117 Earmark - historical fund *	Interchange Reconstruction/Add Lanes	\$996,000	\$0	\$0	\$0	\$0	\$0	\$0	\$996,000
Total Engineering I	-	-	\$1,764,000	\$0	\$0	\$0	\$0	\$0	\$0	\$1,764,000
Engineering II	IL Funds	Pump Station/Storm Sewer (New), Interchange Reconstruction/Add Lanes	\$1,607,000	\$0	\$0	\$0	\$0	\$0	\$0	\$1,607,000
Engineering II	STP - State Prgmd Urban	Interchange Reconstruction/Add Lanes	\$1,998,859	\$0	\$0	\$0	\$0	\$0	\$0	\$1,998,859
Total Engineering II	-	-	\$3,605,859	\$0	\$0	\$0	\$0	\$0	\$0	\$3,605,859
Right of Way	IL Funds	Pump Station/Storm Sewer (New), Interchange Reconstruction/Add Lanes, Drainage/Storm Sewer New/Grading	\$952,000	\$1,160,000	\$552,000	\$0	\$0	\$0	\$0	\$2,664,000
Right of Way	NHPP	Interchange Reconstruction/Add Lanes	\$8,411,200	\$0	\$883,000	\$0	\$0	\$0	\$0	\$9,294,200
Right of Way	STP - State Prgmd Urban	Interchange Reconstruction/Add Lanes	\$6,215,200	\$0	\$1,324,000	\$0	\$0	\$0	\$0	\$7,539,200
Total Right of Way	-	-	\$15,578,400	\$1,160,000	\$2,759,000	\$0	\$0	\$0	\$0	\$19,497,400
Construction	Bridge - State Prgmd	Interchange Reconstruction/Add Lanes	\$0	\$0	\$0	\$0	\$0	\$3,060,000	\$0	\$3,060,000
Construction	IL Funds	Drainage/Storm Sewer New/Grading, Pump Station/Storm Sewer (New), Interchange Reconstruction/Add Lanes	\$1,882,000	\$680,000	\$0	\$0	\$0	\$15,708,000	\$0	\$18,270,000
Construction	Local Funds	Interchange Reconstruction/Add Lanes	\$0	\$0	\$0	\$0	\$0	\$61,000	\$0	\$61,000
Construction	NHPP	Drainage/Storm Sewer New/Grading, Interchange Reconstruction/Add Lanes, Pump Station/Storm Sewer (New)	\$12,391,908	\$2,720,000	\$0	\$0	\$0	\$23,909,000	\$0	\$39,020,908
Construction	STP - State Prgmd Urban	Interchange Reconstruction/Add Lanes	\$0	\$0	\$0	\$0	\$0	\$35,862,000	\$0	\$35,862,000
Total Construction	-	-	\$14,273,908	\$3,400,000	\$0	\$0	\$0	\$78,600,000	\$0	\$96,273,908
Construction Engineering	IL Funds	Interchange Reconstruction/Add Lanes, Pump Station/Storm Sewer (New)	\$220,000	\$0	\$0	\$0	\$0	\$500,000	\$500,000	\$1,220,000
Construction Engineering	NHPP	Pump Station/Storm Sewer (New)	\$1,239,190	\$0	\$0	\$0	\$0	\$0	\$0	\$1,239,190
Construction Engineering	STP - State Prgmd Urban	Interchange Reconstruction/Add Lanes	\$0	\$0	\$0	\$0	\$0	\$2,000,000	\$2,000,000	\$4,000,000
Total Construction Engineering	-	-	\$1,459,190	\$0	\$0	\$0	\$0	\$2,500,000	\$2,500,000	\$6,459,190

Phase	Fund Source	F. Section ID	Prior	FY2026	FY2027	FY2028	FY2029	FY2030	Future	Total
Total Prior Costs	-		\$36,681,357	\$0	\$0	\$0	\$0	\$0	\$0	\$36,681,357
Total Future Costs	-		\$0	\$0	\$0	\$0	\$0	\$0	\$2,500,000	\$2,500,000
Total Programmed	-		\$36,681,357	\$4,560,000	\$2,759,000	\$0	\$0	\$81,100,000	\$2,500,000	\$127,600,357

Previously Approved Amendment 10-09-0037 - US 41 Skokie Hwy from Quassey Avenue to 0.5 Miles S of IL 176

Interchange Reconstruction, DRAINAGE-PUMP STATION #37, ADD AUXILIARY LANES (US 41), ADD LANES (ILL 176), Storm Sewer (New), Grading

TIP Document:	26-03 (Conformity Formal)
Project Type:	Road Expansion
Air Quality:	-
Open to Traffic Year:	-
Lead Agency:	IDOT D1 Hwys
Lead Contact:	-
Project Website:	-
County:	Lake
Municipality:	Lake Bluff
Major CMAP Programs:	-

Phase	Fund Source	F. Section ID	Prior	FY2026	FY2027	FY2028	FY2029	FY2030	Future	Total
Engineering I	HPP SAFETEA-LU - historical fund *	Interchange Reconstruction/Add Lanes	\$600,000	\$0	\$0	\$0	\$0	\$0	\$0	\$600,000
Engineering I	IL Funds	Interchange Reconstruction/Add Lanes	\$100,000	\$0	\$0	\$0	\$0	\$0	\$0	\$100,000
Engineering I	Local Fund Match - historical fund *	Interchange Reconstruction/Add Lanes	\$68,000	\$0	\$0	\$0	\$0	\$0	\$0	\$68,000
Engineering I	Sec 117 Earmark - historical fund *	Interchange Reconstruction/Add Lanes	\$996,000	\$0	\$0	\$0	\$0	\$0	\$0	\$996,000
Total Engineering I	-		\$1,764,000	\$0	\$0	\$0	\$0	\$0	\$0	\$1,764,000
Engineering II	IL Funds	Pump Station/Storm Sewer (New), Interchange Reconstruction/Add Lanes	\$1,607,000	\$0	\$0	\$0	\$0	\$0	\$0	\$1,607,000
Engineering II	STP - State Prgmd Urban	Interchange Reconstruction/Add Lanes	\$1,998,859	\$0	\$0	\$0	\$0	\$0	\$0	\$1,998,859
Total Engineering II	-		\$3,605,859	\$0	\$0	\$0	\$0	\$0	\$0	\$3,605,859
Right of Way	IL Funds	Interchange Reconstruction/Add Lanes, Drainage/Storm Sewer New/Grading, Pump Station/Storm Sewer (New)	\$952,000	\$1,160,000	\$552,000	\$0	\$0	\$0	\$0	\$2,664,000
Right of Way	NHPP	Interchange Reconstruction/Add Lanes	\$8,411,200	\$0	\$883,000	\$0	\$0	\$0	\$0	\$9,294,200
Right of Way	STP - State Prgmd Urban	Interchange Reconstruction/Add Lanes	\$6,215,200	\$0	\$1,324,000	\$0	\$0	\$0	\$0	\$7,539,200
Total Right of Way	-		\$15,578,400	\$1,160,000	\$2,759,000	\$0	\$0	\$0	\$0	\$19,497,400
Construction	Bridge - State Prgmd	Interchange Reconstruction/Add Lanes	\$0	\$0	\$0	\$0	\$0	\$0	\$3,060,000	\$3,060,000
Construction	IL Funds	Pump Station/Storm Sewer (New), Interchange Reconstruction/Add Lanes, Drainage/Storm Sewer New/Grading	\$1,882,000	\$680,000	\$0	\$0	\$0	\$0	\$15,708,000	\$18,270,000
Construction	Local Funds	Interchange Reconstruction/Add Lanes	\$0	\$0	\$0	\$0	\$0	\$0	\$61,000	\$61,000
Construction	NHPP	Interchange Reconstruction/Add Lanes, Pump Station/Storm Sewer (New), Drainage/Storm Sewer New/Grading	\$12,391,908	\$2,720,000	\$0	\$0	\$0	\$0	\$23,909,000	\$39,020,908
Construction	STP - State Prgmd Urban	Interchange Reconstruction/Add Lanes	\$0	\$0	\$0	\$0	\$0	\$0	\$35,862,000	\$35,862,000
Total Construction	-		\$14,273,908	\$3,400,000	\$0	\$0	\$0	\$0	\$78,600,000	\$96,273,908
Construction Engineering	IL Funds	Pump Station/Storm Sewer (New), Interchange Reconstruction/Add Lanes	\$220,000	\$0	\$0	\$0	\$0	\$500,000	\$500,000	\$1,220,000
Construction Engineering	NHPP	Pump Station/Storm Sewer (New)	\$1,239,190	\$0	\$0	\$0	\$0	\$0	\$0	\$1,239,190
Construction Engineering	STP - State Prgmd Urban	Interchange Reconstruction/Add Lanes	\$0	\$0	\$0	\$0	\$0	\$2,000,000	\$2,000,000	\$4,000,000
Total Construction Engineering	-		\$1,459,190	\$0	\$0	\$0	\$0	\$2,500,000	\$2,500,000	\$6,459,190
Total Prior Costs	-		\$36,681,357	\$0	\$0	\$0	\$0	\$0	\$0	\$36,681,357

Phase	Fund Source	F. Section ID	Prior	FY2026	FY2027	FY2028	FY2029	FY2030	Future	Total
Total Future Costs	-		\$0	\$0	\$0	\$0	\$0	\$0	\$81,100,000	\$81,100,000
Total Programmed	-		\$36,681,357	\$4,560,000	\$2,759,000	\$0	\$0	\$2,500,000	\$81,100,000	\$127,600,357

Current Change Reason:	Schedule / Funding / Scope- Update Project phase(s) moved to an earlier year(s)
Project Changes:	Plan Revision Name changed from "26-03 (Conformity Formal)" to "26-02 (Formal)"
Funding Changes:	N/A
Federal Project Cost:	Stays the same \$103,610,357
Total Project Cost:	Stays the same \$127,600,357

10-12-0010 - Lake View Drive over Island Lake

Lake View Drive over Island Lake

TIP Document:	26-02 (Formal)
Project Type:	Bridge Repair, Rehab, or Replace
Air Quality:	Not Required
Open to Traffic Year:	2028
Lead Agency:	Lake Co Council
Lead Contact:	-
Project Website:	-
County:	McHenry
Municipality:	Island Lake
Major CMAP Programs:	-



Phase	Fund Source	F. Section ID	Prior	FY2026	FY2027	FY2028	FY2029	FY2030	Future	Total
Engineering I	Bridge - Local Prgmd	-	\$130,293	\$0	\$0	\$0	\$0	\$0	\$0	\$130,293
Engineering I	Local Funds	-	\$37,000	\$0	\$0	\$0	\$0	\$0	\$0	\$37,000
Total Engineering I		-	\$167,293	\$0	\$0	\$0	\$0	\$0	\$0	\$167,293
Engineering II	Bridge - Local Prgmd	-	\$0	\$62,400	\$0	\$0	\$0	\$0	\$0	\$62,400
Engineering II	Local Funds	-	\$0	\$209,600	\$0	\$0	\$0	\$0	\$0	\$209,600
Total Engineering II		-	\$0	\$272,000	\$0	\$0	\$0	\$0	\$0	\$272,000
Construction	Bridge - Local Prgmd	-	\$0	\$0	\$0	\$0	\$0	\$0	\$1,040,000	\$1,040,000
Construction	Local Funds	-	\$0	\$0	\$0	\$0	\$0	\$0	\$160,000	\$160,000
Construction	Rebuild Illinois	-	\$0	\$0	\$0	\$0	\$0	\$0	\$1,000,000	\$1,000,000
Total Construction		-	\$0	\$0	\$0	\$0	\$0	\$0	\$2,200,000	\$2,200,000
Construction Engineering	Bridge - Local Prgmd	-	\$0	\$0	\$0	\$0	\$0	\$0	\$104,000	\$104,000
Construction Engineering	Local Funds	-	\$0	\$0	\$0	\$0	\$0	\$0	\$116,000	\$116,000
Total Construction Engineering		-	\$0	\$0	\$0	\$0	\$0	\$0	\$220,000	\$220,000
Total Prior Costs		-	\$167,293	\$0	\$0	\$0	\$0	\$0	\$0	\$167,293
Total Future Costs		-	\$0	\$0	\$0	\$0	\$0	\$0	\$2,420,000	\$2,420,000
Total Programmed		-	\$167,293	\$272,000	\$0	\$0	\$0	\$0	\$2,420,000	\$2,859,293

Previously Approved Amendment 10-12-0010 - Lake View Drive over Island Lake

Lake View Drive over Island Lake

TIP Document:	26-00 (Adoption)
Project Type:	Bridge Repair, Rehab, or Replace
Air Quality:	-
Open to Traffic Year:	-
Lead Agency:	Lake Co Council
Lead Contact:	-
Project Website:	-
County:	McHenry
Municipality:	Island Lake
Major CMAP Programs:	-

Phase	Fund Source	F. Section ID	Prior	FY2026	FY2027	FY2028	FY2029	FY2030	Future	Total
Engineering I	Bridge - Local Prgmd	-	\$130,293	\$0	\$0	\$0	\$0	\$0	\$0	\$130,293

Phase	Fund Source	F. Section ID	Prior	FY2026	FY2027	FY2028	FY2029	FY2030	Future	Total
Engineering I	Local Funds	-	\$37,000	\$0	\$0	\$0	\$0	\$0	\$0	\$37,000
Total Engineering I		-	\$167,293	\$0	\$0	\$0	\$0	\$0	\$0	\$167,293
Engineering II	Bridge - Local Prgmd	-	\$0	\$62,400	\$0	\$0	\$0	\$0	\$0	\$62,400
Engineering II	Local Funds	-	\$0	\$15,600	\$0	\$0	\$0	\$0	\$0	\$15,600
Total Engineering II		-	\$0	\$78,000	\$0	\$0	\$0	\$0	\$0	\$78,000
Construction	Bridge - Local Prgmd	-	\$0	\$240,000	\$0	\$0	\$0	\$0	\$0	\$240,000
Construction	Local Funds	-	\$0	\$60,000	\$0	\$0	\$0	\$0	\$0	\$60,000
Construction	Rebuild Illinois	-	\$0	\$1,000,000	\$0	\$0	\$0	\$0	\$0	\$1,000,000
Total Construction		-	\$0	\$1,300,000	\$0	\$0	\$0	\$0	\$0	\$1,300,000
Total Prior Costs		-	\$167,293	\$0	\$0	\$0	\$0	\$0	\$0	\$167,293
Total Programmed		-	\$167,293	\$1,378,000	\$0	\$0	\$0	\$0	\$0	\$1,545,293

Current Change Reason:	Schedule / Funding / Scope- Update Update target letting/authorization - Project phase(s) moved to later year(s) due to fiscal constraint - Other cost change described below, Adding STP-Bridge fund amounts originally awarded and placing those funds in MYB due to fiscal constraint. Increasing local share contribution in PE2.CON/CE. due to Cost increase and project phased moved from 2026 to MYB
Project Changes:	Plan Revision Name changed from "26-00 (Adoption)" to "26-02 (Formal)"
Project Changes:	Internal Notes changed from "Moved based on coordination meeting notes (2/8/17). Was suggested to move to MYB, but we are keeping it in the TIP in the out years instead. Bridge-L funds for C placed in FFY 26 due to fiscal constraint" to "Moved based on coordination meeting notes (2/8/17). Was suggested to move to MYB, but we are keeping it in the TIP in the out years instead. Bridge-L funds for C placed in FFY 26 due to fiscal constraint. Before funds can be moved into a TIP year an updates and approved PPI is needed (RP, 12/10/25)"
Funding Changes:	Bridge - Local Prgmd
Funding Changes:	+ Increase funds in FY MYB in CON from \$240,000 to \$1,040,000
Funding Changes:	+ Increase funds in FY MYB in CE from \$0 to \$104,000
Funding Changes:	Local Funds
Funding Changes:	+ Increase funds in FY 2026 in ENG II from \$15,600 to \$209,600
Funding Changes:	+ Increase funds in FY MYB in CON from \$60,000 to \$160,000
Funding Changes:	+ Increase funds in FY MYB in CE from \$0 to \$116,000
Federal Project Cost:	Increased from \$432,693 to \$1,336,693 (208.92%)
Total Project Cost:	Increased from \$1,545,293 to \$2,859,293 (85.03%)

10-24-0004 - US 14 Northwest Hwy - McHenry Co Line to Hart Rd

Standard Overlay, New Shoulders, Milled Rumble Strip, ADA Improvements

TIP Document:	26-02 (Formal)
Project Type:	Road Maintenance
Air Quality:	Not Required
Open to Traffic Year:	2028
Lead Agency:	IDOT D1 Hwys
Lead Contact:	-
Project Website:	-
County:	Lake
Municipality:	Barrington, Lake Barrington
Major CMAP Programs:	-



Phase	Fund Source	F. Section ID	Prior	FY2026	FY2027	FY2028	FY2029	FY2030	Future	Total
Right of Way	IL Funds	-	\$0	\$100,000	\$0	\$0	\$0	\$0	\$0	\$100,000
Total Right of Way		-	\$0	\$100,000	\$0	\$0	\$0	\$0	\$0	\$100,000
Construction	IL Funds	-	\$0	\$2,280,000	\$0	\$0	\$0	\$0	\$0	\$2,280,000
Construction	NHPP	-	\$0	\$9,120,000	\$0	\$0	\$0	\$0	\$0	\$9,120,000
Total Construction		-	\$0	\$11,400,000	\$0	\$0	\$0	\$0	\$0	\$11,400,000
Total Programmed		-	\$0	\$11,500,000	\$0	\$0	\$0	\$0	\$0	\$11,500,000

Previously Approved Amendment 10-24-0004 - US 14 Northwest Hwy - McHenry Co Line to Hart Rd

Standard Overlay, New Shoulders, Milled Rumble Strip

TIP Document:	26-01 (Formal)
Project Type:	Road Maintenance
Air Quality:	-
Open to Traffic Year:	-
Lead Agency:	IDOT D1 Hwys
Lead Contact:	-
Project Website:	-
County:	Lake
Municipality:	Barrington, Lake Barrington
Major CMAP Programs:	-

Phase	Fund Source	F. Section ID	Prior	FY2026	FY2027	FY2028	FY2029	FY2030	Future	Total
Right of Way	IL Funds	-	\$0	\$100,000	\$0	\$0	\$0	\$0	\$0	\$100,000
Total Right of Way		-	\$0	\$100,000	\$0	\$0	\$0	\$0	\$0	\$100,000
Construction	IL Funds	-	\$0	\$0	\$0	\$394,000	\$0	\$0	\$0	\$394,000
Construction	NHPP	-	\$0	\$0	\$0	\$1,576,000	\$0	\$0	\$0	\$1,576,000
Total Construction		-	\$0	\$0	\$0	\$1,970,000	\$0	\$0	\$0	\$1,970,000
Total Programmed		-	\$0	\$100,000	\$0	\$1,970,000	\$0	\$0	\$0	\$2,070,000

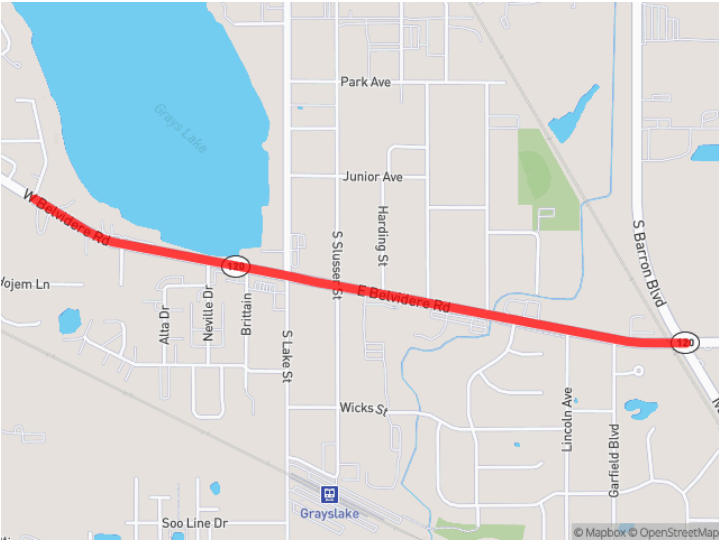
Current Change Reason:	Schedule / Funding / Scope- Update Project phase(s) moved to an earlier year(s) - Cost change due to availability of 90% design - Work type(s) added
Project Changes:	Description changed from "Standard Overlay, New Shoulders, Milled Rumble Strip" to "Standard Overlay, New Shoulders, Milled Rumble Strip, ADA Improvements"

Project Changes:	Plan Revision Name changed from "26-01 (Formal)" to "26-02 (Formal)"
Project Changes:	Work Type changed from "[A-SHDR] Safety - Shoulder Improvements, [H-RS] Highway/Road - Resurface (with No Lane Widening), [Z-OTHEX] Miscellaneous - Exempt Projects" to "[A-SHDR] Safety - Shoulder Improvements, [E-ADAMAINT] Maintain/Repair ADA Infrastructure (Roadway), [H-RS] Highway/Road - Resurface (with No Lane Widening), [Z-OTHEX] Miscellaneous - Exempt Projects"
Funding Changes:	NHPP
Funding Changes:	+ Increase funds in FY 2026 in CON from \$1,576,000 to \$9,120,000
Funding Changes:	IL Funds
Funding Changes:	+ Increase funds in FY 2026 in CON from \$394,000 to \$2,280,000
Federal Project Cost:	Increased from \$1,576,000 to \$9,120,000 (478.68%)
Total Project Cost:	Increased from \$2,070,000 to \$11,500,000 (455.56%)

10-26-0002 - III 120 Belvidere Rd - Bluff Ave to III 83 (Ivanhoe Rd)

Smart Overlay, ADA Improvements

TIP Document:	26-02 (Formal)
Project Type:	Road Maintenance
Air Quality:	Not Required
Open to Traffic Year:	2028
Lead Agency:	IDOT D1 Hwys
Lead Contact:	-
Project Website:	-
County:	Lake
Municipality:	Grayslake
Major CMAP Programs:	-



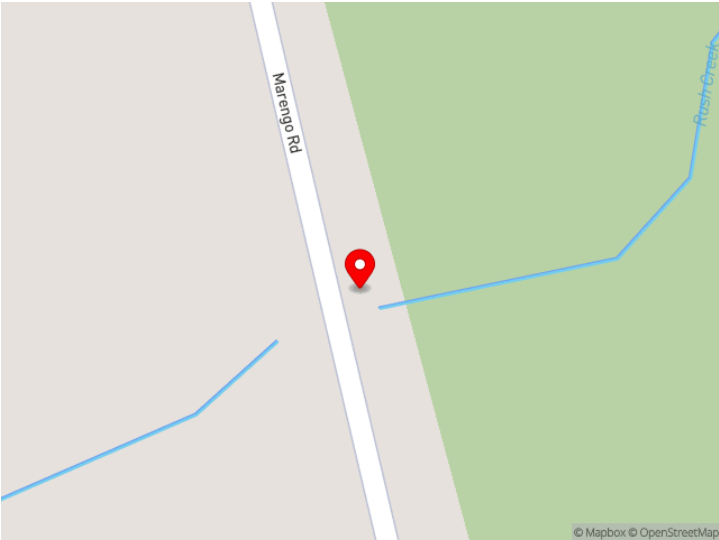
Phase	Fund Source	F. Section ID	Prior	FY2026	FY2027	FY2028	FY2029	FY2030	Future	Total
Construction	IL Funds	-	\$0	\$320,000	\$0	\$0	\$0	\$0	\$0	\$320,000
Construction	NHPP	-	\$0	\$1,280,000	\$0	\$0	\$0	\$0	\$0	\$1,280,000
Total Construction		-	\$0	\$1,600,000	\$0	\$0	\$0	\$0	\$0	\$1,600,000
Total Programmed		-	\$0	\$1,600,000	\$0	\$0	\$0	\$0	\$0	\$1,600,000

Current Change Reason:	New Project
Federal Project Cost:	Stays the same \$1,280,000
Total Project Cost:	Stays the same \$1,600,000

11-23-0003 - Marengo Rd Bridge over Rush Creek

Replacement of the Marengo Rd bridge over Rush Creek (bridge only)

TIP Document:	26-02 (Formal)
Project Type:	Bridge Repair, Rehab, or Replace
Air Quality:	Not Required
Open to Traffic Year:	2026
Lead Agency:	McHenry Co Council
Lead Contact:	-
Project Website:	-
County:	McHenry
Municipality:	Harvard
Major CMAP Programs:	-



Phase	Fund Source	F. Section ID	Prior	FY2026	FY2027	FY2028	FY2029	FY2030	Future	Total
Engineering I	Bridge - Local Prgmd	-	\$124,000	\$0	\$0	\$0	\$0	\$0	\$0	\$124,000
Engineering I	Local Funds	-	\$31,000	\$0	\$0	\$0	\$0	\$0	\$0	\$31,000
Total Engineering I		-	\$155,000	\$0	\$0	\$0	\$0	\$0	\$0	\$155,000
Engineering II	Bridge - Local Prgmd	-	\$0	\$124,000	\$0	\$0	\$0	\$0	\$0	\$124,000
Engineering II	Local Funds	-	\$0	\$48,948	\$0	\$0	\$0	\$0	\$0	\$48,948
Total Engineering II		-	\$0	\$172,948	\$0	\$0	\$0	\$0	\$0	\$172,948
Construction	Bridge - Local Prgmd	-	\$0	\$0	\$0	\$0	\$0	\$0	\$1,200,000	\$1,200,000
Construction	Local Funds	-	\$0	\$0	\$0	\$0	\$0	\$0	\$300,000	\$300,000
Total Construction		-	\$0	\$0	\$0	\$0	\$0	\$0	\$1,500,000	\$1,500,000
Construction Engineering	Bridge - Local Prgmd	-	\$0	\$0	\$0	\$0	\$0	\$0	\$144,000	\$144,000
Construction Engineering	Local Funds	-	\$0	\$0	\$0	\$0	\$0	\$0	\$36,000	\$36,000
Total Construction Engineering		-	\$0	\$0	\$0	\$0	\$0	\$0	\$180,000	\$180,000
Total Prior Costs		-	\$155,000	\$0	\$0	\$0	\$0	\$0	\$0	\$155,000
Total Future Costs		-	\$0	\$0	\$0	\$0	\$0	\$0	\$1,680,000	\$1,680,000
Total Programmed		-	\$155,000	\$172,948	\$0	\$0	\$0	\$0	\$1,680,000	\$2,007,948

Previously Approved Amendment 11-23-0003 - Marengo Rd Bridge over Rush Creek

Replacement of the Marengo Rd bridge over Rush Creek (bridge only)

TIP Document:	26-00 (Adoption)
Project Type:	Bridge Repair, Rehab, or Replace
Air Quality:	-
Open to Traffic Year:	-
Lead Agency:	McHenry Co Council
Lead Contact:	-
Project Website:	-
County:	McHenry
Municipality:	Harvard
Major CMAP Programs:	-

Phase	Fund Source	F. Section ID	Prior	FY2026	FY2027	FY2028	FY2029	FY2030	Future	Total
Engineering I	Bridge - Local Prgmd	-	\$124,000	\$0	\$0	\$0	\$0	\$0	\$0	\$124,000
Engineering I	Local Funds	-	\$31,000	\$0	\$0	\$0	\$0	\$0	\$0	\$31,000

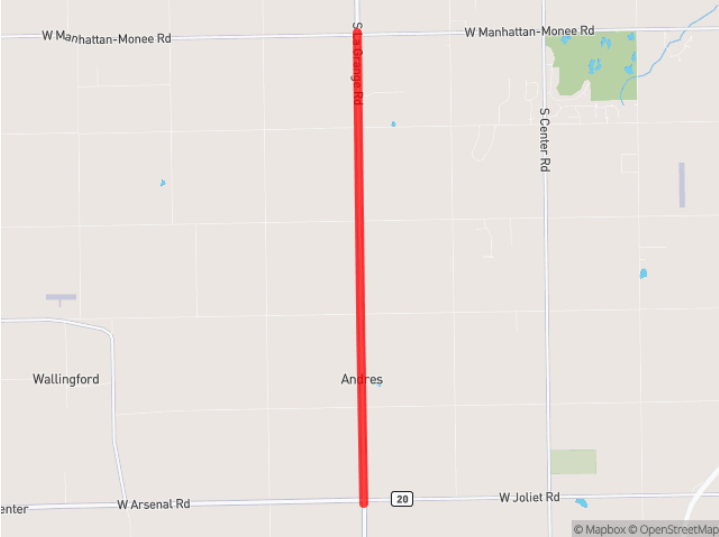
Phase	Fund Source	F. Section ID	Prior	FY2026	FY2027	FY2028	FY2029	FY2030	Future	Total
Total Engineering I		-	\$155,000	\$0	\$0	\$0	\$0	\$0	\$0	\$155,000
Engineering II	Bridge - Local Prgmd	-	\$0	\$0	\$0	\$0	\$0	\$0	\$124,000	\$124,000
Engineering II	Local Funds	-	\$0	\$0	\$0	\$0	\$0	\$0	\$31,000	\$31,000
Total Engineering II		-	\$0	\$0	\$0	\$0	\$0	\$0	\$155,000	\$155,000
Construction	Bridge - Local Prgmd	-	\$0	\$0	\$0	\$0	\$0	\$0	\$1,200,000	\$1,200,000
Construction	Local Funds	-	\$0	\$0	\$0	\$0	\$0	\$0	\$300,000	\$300,000
Total Construction		-	\$0	\$0	\$0	\$0	\$0	\$0	\$1,500,000	\$1,500,000
Construction Engineering	Bridge - Local Prgmd	-	\$0	\$0	\$0	\$0	\$0	\$0	\$144,000	\$144,000
Construction Engineering	Local Funds	-	\$0	\$0	\$0	\$0	\$0	\$0	\$36,000	\$36,000
Total Construction Engineering		-	\$0	\$0	\$0	\$0	\$0	\$0	\$180,000	\$180,000
Total Prior Costs		-	\$155,000	\$0	\$0	\$0	\$0	\$0	\$0	\$155,000
Total Future Costs		-	\$0	\$0	\$0	\$0	\$0	\$0	\$1,835,000	\$1,835,000
Total Programmed		-	\$155,000	\$0	\$0	\$0	\$0	\$0	\$1,835,000	\$1,990,000

Current Change Reason:	Schedule / Funding / Scope- Update Project phase(s) moved to an earlier year(s)
Project Changes:	Plan Revision Name changed from "26-00 (Adoption)" to "26-02 (Formal)"
Funding Changes:	Local Funds
Funding Changes:	+ Increase funds in FY 2026 in ENG II from \$31,000 to \$48,948
Federal Project Cost:	Stays the same \$1,592,000
Total Project Cost:	Increased from \$1,990,000 to \$2,007,948 (0.90%)

12-25-0031 - US 45 96th Ave/LaGrange Rd - Stuenkel Rd to N of Monee Manhattan Rd & US 52 At North St

Design Overlay, New Shoulders, Shoulder Reconstruction, ADA Improvements

TIP Document:	26-02 (Formal)
Project Type:	Road Maintenance
Air Quality:	Not Required
Open to Traffic Year:	2029
Lead Agency:	IDOT D1 Hwys
Lead Contact:	-
Project Website:	-
County:	Will
Municipality:	Unincorporated
Major CMAP Programs:	-



Phase	Fund Source	F. Section ID	Prior	FY2026	FY2027	FY2028	FY2029	FY2030	Future	Total
Construction	IL Funds	-	\$0	\$400,000	\$0	\$0	\$0	\$0	\$0	\$400,000
Construction	NHPP	-	\$0	\$1,600,000	\$0	\$0	\$0	\$0	\$0	\$1,600,000
Total Construction		-	\$0	\$2,000,000	\$0	\$0	\$0	\$0	\$0	\$2,000,000
Total Programmed		-	\$0	\$2,000,000	\$0	\$0	\$0	\$0	\$0	\$2,000,000

Previously Approved Amendment 12-25-0031 - US 45 96th Ave/LaGrange Rd - Stuenkel Rd to Just S of Stuenkel Rd

Design Overlay

TIP Document:	26-00 (Adoption)
Project Type:	Road Maintenance
Air Quality:	-
Open to Traffic Year:	-
Lead Agency:	IDOT D1 Hwys
Lead Contact:	-
Project Website:	-
County:	Will
Municipality:	Unincorporated
Major CMAP Programs:	-

Phase	Fund Source	F. Section ID	Prior	FY2026	FY2027	FY2028	FY2029	FY2030	Future	Total
Construction	IL Funds	-	\$0	\$40,000	\$0	\$0	\$0	\$0	\$0	\$40,000
Construction	NHPP	-	\$0	\$160,000	\$0	\$0	\$0	\$0	\$0	\$160,000
Total Construction		-	\$0	\$200,000	\$0	\$0	\$0	\$0	\$0	\$200,000
Total Programmed		-	\$0	\$200,000	\$0	\$0	\$0	\$0	\$0	\$200,000

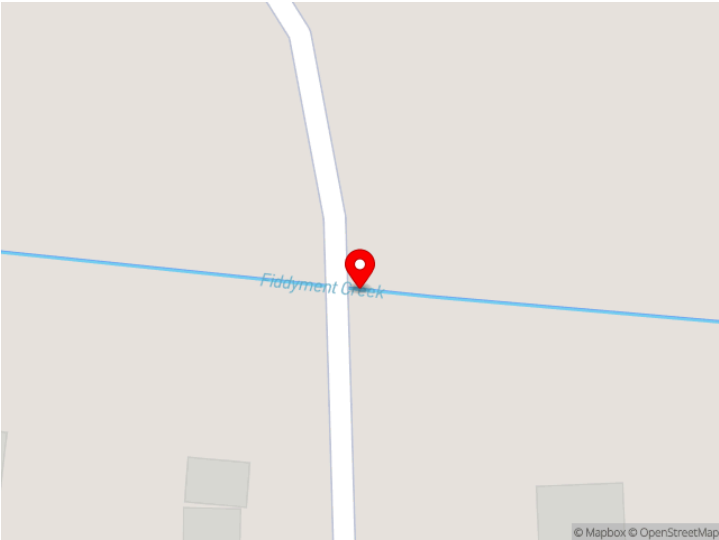
Current Change Reason:	Schedule / Funding / Scope- Update Cost change due to availability of 30% design - Cost change due to change in design requirements - Location added - Major change to limits (>0.25 mi) - Work type(s) added
Project Changes:	Title changed from "US 45 96th Ave/LaGrange Rd - Stuenkel Rd to Just S of Stuenkel Rd" to "US 45 96th Ave/LaGrange Rd - Stuenkel Rd to N of Monee Manhattan Rd & US 52 At North St"
Project Changes:	Description changed from "Design Overlay" to "Design Overlay, New Shoulders, Shoulder Reconstruction, ADA Improvements"
Project Changes:	Plan Revision Name changed from "26-00 (Adoption)" to "26-02 (Formal)"
Project Changes:	Current Status changed from "Pending New Project" to "Active Project"
Project Changes:	Work Type changed from "[H-RS] Highway/Road - Resurface (with No Lane Widening)" to "[A-SHDR] Safety - Shoulder Improvements, [E-ADAMANT] Maintain/Repair ADA Infrastructure (Roadway), [H-RS] Highway/Road - Resurface (with No Lane Widening)"

Funding Changes:	NHPP
Funding Changes:	+ Increase funds in FY 2026 in CON from \$160,000 to \$1,600,000
Funding Changes:	IL Funds
Funding Changes:	+ Increase funds in FY 2026 in CON from \$40,000 to \$400,000
Federal Project Cost:	Increased from \$160,000 to \$1,600,000 (900%)
Total Project Cost:	Increased from \$200,000 to \$2,000,000 (900%)

12-25-0032 - MacGregor Road over Fiddymment Creek

Bridge replacement on MacGregor Road over Fiddymment Creek. Bridge superstructure replacement with substructure repairs

TIP Document:	26-02 (Formal)
Project Type:	Bridge Repair, Rehab, or Replace
Air Quality:	Not Required
Open to Traffic Year:	2027
Lead Agency:	Will Co Council
Lead Contact:	-
Project Website:	-
County:	Will
Municipality:	Unincorporated
Major CMAP Programs:	-



Phase	Fund Source	F. Section ID	Prior	FY2026	FY2027	FY2028	FY2029	FY2030	Future	Total
Engineering I	Bridge - Local Prgmd	-	\$0	\$80,000	\$0	\$0	\$0	\$0	\$0	\$80,000
Engineering I	Local Funds	-	\$0	\$100,000	\$0	\$0	\$0	\$0	\$0	\$100,000
Total Engineering I		-	\$0	\$180,000	\$0	\$0	\$0	\$0	\$0	\$180,000
Engineering II	Bridge - Local Prgmd	-	\$0	\$0	\$80,000	\$0	\$0	\$0	\$0	\$80,000
Engineering II	Local Funds	-	\$0	\$0	\$45,000	\$0	\$0	\$0	\$0	\$45,000
Total Engineering II		-	\$0	\$0	\$125,000	\$0	\$0	\$0	\$0	\$125,000
Right of Way	Bridge - Local Prgmd	-	\$0	\$0	\$20,000	\$0	\$0	\$0	\$0	\$20,000
Right of Way	Local Funds	-	\$0	\$0	\$5,000	\$0	\$0	\$0	\$0	\$5,000
Total Right of Way		-	\$0	\$0	\$25,000	\$0	\$0	\$0	\$0	\$25,000
Construction	Bridge - Local Prgmd	-	\$0	\$0	\$0	\$940,000	\$0	\$0	\$0	\$940,000
Construction	Local Funds	-	\$0	\$0	\$0	\$560,000	\$0	\$0	\$0	\$560,000
Total Construction		-	\$0	\$0	\$0	\$1,500,000	\$0	\$0	\$0	\$1,500,000
Construction Engineering	Bridge - Local Prgmd	-	\$0	\$0	\$0	\$100,000	\$0	\$0	\$0	\$100,000
Construction Engineering	Local Funds	-	\$0	\$0	\$0	\$25,000	\$0	\$0	\$0	\$25,000
Total Construction Engineering		-	\$0	\$0	\$0	\$125,000	\$0	\$0	\$0	\$125,000
-	Local Funds	-	\$0	\$0	\$0	\$0	\$0	\$0	\$0	\$0
Total Programmed		-	\$0	\$180,000	\$150,000	\$1,625,000	\$0	\$0	\$0	\$1,955,000

Previously Approved Amendment 12-25-0032 - MacGregor Road over Fiddymment Creek

Bridge replacement on MacGregor Road over Fiddymment Creek. Bridge superstructure replacement with substructure repairs

TIP Document:	26-00 (Adoption)
Project Type:	Bridge Repair, Rehab, or Replace
Air Quality:	-
Open to Traffic Year:	-
Lead Agency:	Will Co Council
Lead Contact:	-
Project Website:	-
County:	Will
Municipality:	Unincorporated
Major CMAP Programs:	-

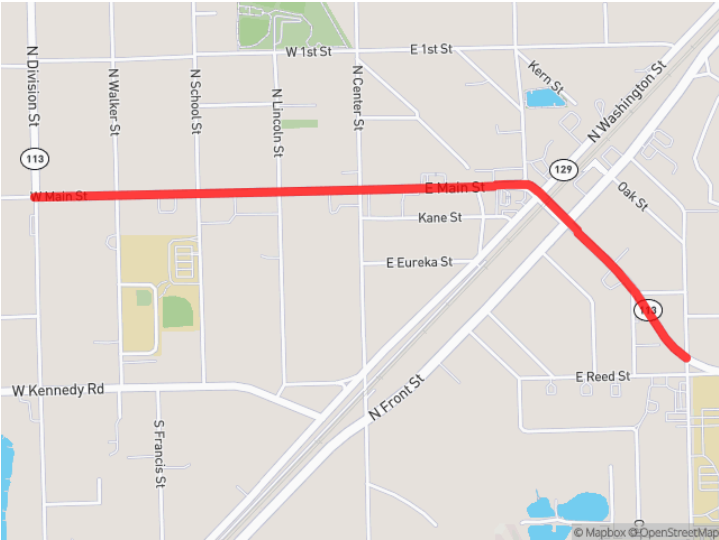
Phase	Fund Source	F. Section ID	Prior	FY2026	FY2027	FY2028	FY2029	FY2030	Future	Total
Engineering I	Bridge - Local Prgmd	-	\$0	\$80,000	\$0	\$0	\$0	\$0	\$0	\$80,000
Engineering I	Local Funds	-	\$0	\$20,000	\$0	\$0	\$0	\$0	\$0	\$20,000
Total Engineering I		-	\$0	\$100,000	\$0	\$0	\$0	\$0	\$0	\$100,000
Engineering II	Bridge - Local Prgmd	-	\$0	\$0	\$0	\$0	\$0	\$0	\$80,000	\$80,000
Engineering II	Local Funds	-	\$0	\$0	\$0	\$0	\$0	\$0	\$20,000	\$20,000
Total Engineering II		-	\$0	\$0	\$0	\$0	\$0	\$0	\$100,000	\$100,000
Construction	Bridge - Local Prgmd	-	\$0	\$0	\$0	\$0	\$0	\$0	\$940,000	\$940,000
Construction	Local Funds	-	\$0	\$0	\$0	\$0	\$0	\$0	\$235,000	\$235,000
Total Construction		-	\$0	\$0	\$0	\$0	\$0	\$0	\$1,175,000	\$1,175,000
Construction Engineering	Bridge - Local Prgmd	-	\$0	\$0	\$0	\$0	\$0	\$0	\$100,000	\$100,000
Construction Engineering	Local Funds	-	\$0	\$0	\$0	\$0	\$0	\$0	\$25,000	\$25,000
Total Construction Engineering		-	\$0	\$0	\$0	\$0	\$0	\$0	\$125,000	\$125,000
Total Future Costs		-	\$0	\$0	\$0	\$0	\$0	\$0	\$1,400,000	\$1,400,000
Total Programmed		-	\$0	\$100,000	\$0	\$0	\$0	\$0	\$1,400,000	\$1,500,000

Current Change Reason:	Schedule / Funding / Scope- Update Update target letting/authorization - Add out year funding to continuing project
Project Changes:	Plan Revision Name changed from "26-00 (Adoption)" to "26-02 (Formal)"
Project Changes:	Internal Notes changed from "None" to "Original award letter has ROW funds that are being added (RP, 12/10/25)"
Funding Changes:	Local Funds
Funding Changes:	+ Increase funds in FY 2026 in ENG I from \$0 to \$80,000
Funding Changes:	- Decrease funds in FY 2026 in CON from \$235,000 to \$0
Funding Changes:	+ Increase funds in FY 2027 in ENG II from \$0 to \$20,000
Funding Changes:	- Decrease funds in FY 2027 in CE from \$25,000 to \$0
Funding Changes:	+ Increase funds in FY 2027 in ENG II from \$20,000 to \$25,000
Funding Changes:	+ Increase funds in FY 2027 in ROW from \$0 to \$5,000
Funding Changes:	+ Increase funds in FY 2028 in CON from \$0 to \$300,000
Funding Changes:	+ Increase funds in FY 2028 in CON from \$0 to \$260,000
Funding Changes:	+ Increase funds in FY 2028 in CE from \$0 to \$25,000
Funding Changes:	Bridge - Local Prgmd
Funding Changes:	+ Increase funds in FY 2027 in ROW from \$0 to \$20,000
Funding Changes:	- Decrease funds in FY 2027 in CE from \$100,000 to \$0
Funding Changes:	+ Increase funds in FY 2028 in CE from \$0 to \$100,000
Federal Project Cost:	Increased from \$1,200,000 to \$1,220,000 (1.67%)
Total Project Cost:	Increased from \$1,500,000 to \$1,955,000 (30.33%)
Target Federal Authorizations and Construction Letting Changes:	
Target Federal Authorizations and Construction Letting Changes:	MTH/QTR has changed from JAN to NOV

12-26-0024 - III 113 Main St - Divsion St to Reed St

Smart Overlay, Standard Overlay, ADA Improvements

TIP Document:	26-02 (Formal)
Project Type:	Road Maintenance
Air Quality:	Not Required
Open to Traffic Year:	2029
Lead Agency:	IDOT D1 Hwys
Lead Contact:	-
Project Website:	-
County:	Will
Municipality:	Braidwood
Major CMAP Programs:	-



Phase	Fund Source	F. Section ID	Prior	FY2026	FY2027	FY2028	FY2029	FY2030	Future	Total
Construction	IL Funds	-	\$0	\$0	\$400,000	\$0	\$0	\$0	\$0	\$400,000
Construction	STP - State Prgmd Urban	-	\$0	\$0	\$1,600,000	\$0	\$0	\$0	\$0	\$1,600,000
Total Construction		-	\$0	\$0	\$2,000,000	\$0	\$0	\$0	\$0	\$2,000,000
Total Programmed		-	\$0	\$0	\$2,000,000	\$0	\$0	\$0	\$0	\$2,000,000

Current Change Reason:	New Project
Federal Project Cost:	Stays the same \$1,600,000
Total Project Cost:	Stays the same \$2,000,000

13-26-0004 - Various - At Various Locations

Tree Removal

TIP Document:	26-02 (Formal)
Project Type:	Other
Air Quality:	Not Required
Open to Traffic Year:	2028
Lead Agency:	IDOT D1 Hwys
Lead Contact:	-
Project Website:	-
County:	Regionwide
Municipality:	Regionwide, Unincorporated
Major CMAP Programs:	-

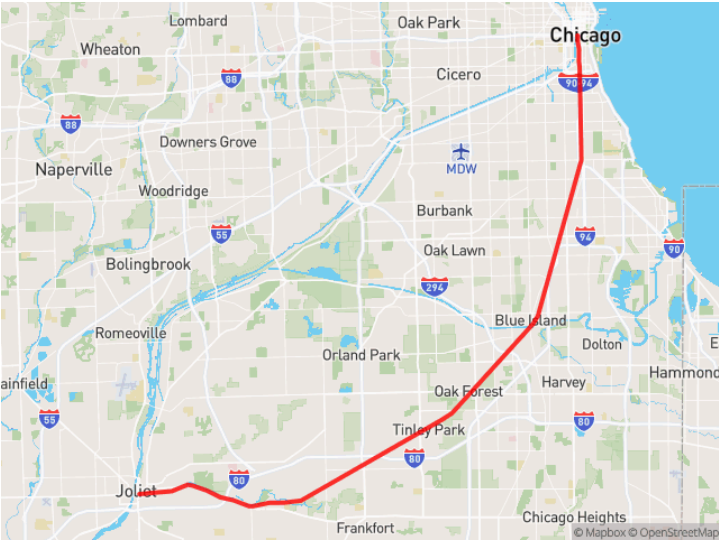
Phase	Fund Source	F. Section ID	Prior	FY2026	FY2027	FY2028	FY2029	FY2030	Future	Total
Construction	IL Funds	-	\$0	\$400,000	\$0	\$0	\$0	\$0	\$0	\$400,000
Construction	NHPP	-	\$0	\$1,600,000	\$0	\$0	\$0	\$0	\$0	\$1,600,000
Total Construction		-	\$0	\$2,000,000	\$0	\$0	\$0	\$0	\$0	\$2,000,000
Total Programmed		-	\$0	\$2,000,000	\$0	\$0	\$0	\$0	\$0	\$2,000,000

Current Change Reason:	New Project
Federal Project Cost:	Stays the same \$1,600,000
Total Project Cost:	Stays the same \$2,000,000

18-08-2500 - Metra - Rail Bridges (Replace Rail Bridges)

Replacement of rail bridges, 11 bridges on UP North line.

TIP Document:	26-02 (Formal)
Project Type:	Guideway Improvements
Air Quality:	Not Required
Open to Traffic Year:	2026
Lead Agency:	Metra
Lead Contact:	-
Project Website:	-
County:	Cook
Municipality:	Chicago
Major CMAP Programs:	-



Phase	Fund Source	F. Section ID	Prior	FY2026	FY2027	FY2028	FY2029	FY2030	Future	Total
Implementation	Community Project Funding	N/A	\$500,000	\$0	\$0	\$0	\$0	\$0	\$0	\$500,000
Implementation	FTA 5307 Urban Formula	N/A, 2112	\$11,001,000	\$0	\$0	\$10,350,000	\$19,450,000	\$0	\$0	\$40,801,000
Implementation	FTA 5309B Rail - historical fund *	N/A	\$7,200,000	\$0	\$0	\$0	\$0	\$0	\$0	\$7,200,000
Implementation	FTA 5337 Good Repair	4840, 4337, N/A	\$35,462,000	\$1,000,000	\$1,650,000	\$0	\$12,500,000	\$0	\$0	\$50,612,000
Implementation	IL Funds - Transit	N/A	\$10,000,000	\$0	\$0	\$0	\$0	\$0	\$0	\$10,000,000
Implementation	Local Fund Match - historical fund *	N/A	\$2,940,000	\$0	\$0	\$0	\$0	\$0	\$0	\$2,940,000
Implementation	Mega Grant Pgm	N/A	\$117,000,000	\$0	\$0	\$0	\$0	\$0	\$0	\$117,000,000
Implementation	Rebuild Illinois	4840	\$6,100,000	\$0	\$0	\$0	\$0	\$0	\$0	\$6,100,000
Implementation	RTA Bonds	2112	\$23,000,000	\$0	\$0	\$0	\$0	\$0	\$0	\$23,000,000
Implementation	RTA Sales Tax	N/A	\$1,000,000	\$0	\$0	\$0	\$0	\$0	\$0	\$1,000,000
Implementation	Trans Credit - Transit	-	\$600,000	\$200,000	\$330,000	\$2,070,000	\$6,390,000	\$0	\$0	\$9,590,000
Total Implementation		-	\$214,203,000	\$1,000,000	\$1,650,000	\$10,350,000	\$31,950,000	\$0	\$0	\$259,153,000
Total Prior Costs		-	\$214,203,000	\$0	\$0	\$0	\$0	\$0	\$0	\$214,203,000
Total Toll Credit		-	\$600,000	\$200,000	\$330,000	\$2,070,000	\$6,390,000	\$0	\$0	\$9,590,000
Total Programmed		-	\$214,203,000	\$1,000,000	\$1,650,000	\$10,350,000	\$31,950,000	\$0	\$0	\$259,153,000

Previously Approved Amendment 18-08-2500 - Metra - Rail Bridges (Replace Rail Bridges)

Replacement of rail bridges, 11 bridges on UP North line.

TIP Document:	26-00 (Adoption)
Project Type:	Guideway Improvements
Air Quality:	-
Open to Traffic Year:	-
Lead Agency:	Metra
Lead Contact:	-
Project Website:	-
County:	Cook
Municipality:	Chicago
Major CMAP Programs:	-

Phase	Fund Source	F. Section ID	Prior	FY2026	FY2027	FY2028	FY2029	FY2030	Future	Total
Implementation	Community Project Funding	N/A	\$500,000	\$0	\$0	\$0	\$0	\$0	\$0	\$500,000
Implementation	FTA 5307 Urban Formula	N/A, 2112	\$11,001,000	\$0	\$0	\$10,350,000	\$19,450,000	\$0	\$0	\$40,801,000

Phase	Fund Source	F. Section ID	Prior	FY2026	FY2027	FY2028	FY2029	FY2030	Future	Total
Implementation	FTA 5309B Rail - historical fund *	N/A	\$7,200,000	\$0	\$0	\$0	\$0	\$0	\$0	\$7,200,000
Implementation	FTA 5337 Good Repair	N/A, 4337, 4840	\$35,462,000	\$13,830,000	\$1,650,000	\$0	\$12,500,000	\$0	\$0	\$63,442,000
Implementation	IL Funds - Transit	N/A	\$10,000,000	\$0	\$0	\$0	\$0	\$0	\$0	\$10,000,000
Implementation	Local Fund Match - historical fund *	N/A	\$2,940,000	\$0	\$0	\$0	\$0	\$0	\$0	\$2,940,000
Implementation	Mega Grant Pgm	N/A	\$117,000,000	\$0	\$0	\$0	\$0	\$0	\$0	\$117,000,000
Implementation	Rebuild Illinois	4840	\$6,100,000	\$0	\$0	\$0	\$0	\$0	\$0	\$6,100,000
Implementation	RTA Bonds	2112	\$23,000,000	\$0	\$0	\$0	\$0	\$0	\$0	\$23,000,000
Implementation	RTA Sales Tax	N/A	\$1,000,000	\$0	\$0	\$0	\$0	\$0	\$0	\$1,000,000
Implementation	Trans Credit - Transit	-	\$600,000	\$2,766,000	\$330,000	\$2,070,000	\$6,390,000	\$0	\$0	\$12,156,000
Total Implementation		-	\$214,203,000	\$13,830,000	\$1,650,000	\$10,350,000	\$31,950,000	\$0	\$0	\$271,983,000
Total Prior Costs		-	\$214,203,000	\$0	\$0	\$0	\$0	\$0	\$0	\$214,203,000
Total Toll Credit		-	\$600,000	\$2,766,000	\$330,000	\$2,070,000	\$6,390,000	\$0	\$0	\$12,156,000
Total Programmed		-	\$214,203,000	\$13,830,000	\$1,650,000	\$10,350,000	\$31,950,000	\$0	\$0	\$271,983,000

Current Change Reason:	Schedule / Funding / Scope- Update Add, delete, or change fund sources
Project Changes:	Plan Revision Name changed from "26-00 (Adoption)" to "26-02 (Formal)"
Funding Changes:	FTA 5337 Good Repair
Funding Changes:	- Decrease funds in FY 2027 in IMP from \$13,830,000 to \$1,650,000
Funding Changes:	- Decrease funds in FY 2026 in IMP from \$1,650,000 to \$1,000,000
Federal Project Cost:	Decreased from \$228,943,000 to \$216,113,000 (-5.60%)
Total Project Cost:	Decreased from \$271,983,000 to \$259,153,000 (-4.72%)

18-10-0026 - Metra - Interlockings Regionwide

Upgrades and improvements to the signal system and tracks at switches, crossovers, and larger interlocking plants. Locations include 16th Street on the Rock Island, A-20 Interlocking on the Milwaukee District North, Morgan Interlocking on the Milwaukee District, Western Interlocking on the Rock Island, and the interlockings at Chicago Union Station.

TIP Document:	26-02 (Formal)
Project Type:	Systems Improvements
Air Quality:	Not Required
Open to Traffic Year:	2027
Lead Agency:	Metra
Lead Contact:	-
Project Website:	-
County:	Regionwide
Municipality:	Regionwide
Major CMAP Programs:	-

Phase	Fund Source	F. Section ID	Prior	FY2026	FY2027	FY2028	FY2029	FY2030	Future	Total
Implementation	FTA 5307 Urban Formula	5362, 5361, 5149, 5455, 4841, 5457, 4842	\$29,650,000	\$0	\$0	\$0	\$0	\$0	\$0	\$29,650,000
Implementation	FTA 5309B Rail - historical fund *	-	\$13,700,000	\$0	\$0	\$0	\$0	\$0	\$0	\$13,700,000
Implementation	FTA 5337 Good Repair	5457, 5361, 4947, 4842, 5149, 5362	\$66,907,437	\$20,755,500	\$4,529,250	\$0	\$0	\$0	\$0	\$92,192,187
Implementation	IL Funds - Transit	-	\$5,425,000	\$0	\$0	\$5,000,000	\$22,140,000	\$0	\$0	\$32,565,000
Implementation	Local Fund Match - historical fund *	-	\$400,000	\$0	\$0	\$0	\$0	\$0	\$0	\$400,000
Implementation	MFT - Local	4947	\$85,000	\$0	\$0	\$0	\$0	\$0	\$0	\$85,000
Implementation	Rebuild Illinois	5258	\$2,000,000	\$0	\$0	\$0	\$0	\$0	\$0	\$2,000,000
Implementation	RTA Bonds	-	\$12,910,000	\$0	\$0	\$0	\$0	\$0	\$0	\$12,910,000
Implementation	RTA Sales Tax	-	\$553,000	\$0	\$0	\$0	\$0	\$0	\$0	\$553,000
Implementation	Trans Credit - Transit	-	\$6,722,000	\$4,151,100	\$905,850	\$0	\$0	\$0	\$0	\$11,778,950
Total Implementation		-	\$131,630,437	\$20,755,500	\$4,529,250	\$5,000,000	\$22,140,000	\$0	\$0	\$184,055,187
Total Prior Costs		-	\$131,630,437	\$0	\$0	\$0	\$0	\$0	\$0	\$131,630,437
Total Toll Credit		-	\$6,722,000	\$4,151,100	\$905,850	\$0	\$0	\$0	\$0	\$11,778,950
Total Programmed		-	\$131,630,437	\$20,755,500	\$4,529,250	\$5,000,000	\$22,140,000	\$0	\$0	\$184,055,187

Previously Approved Amendment 18-10-0026 - Metra - Interlockings Regionwide

Upgrades and improvements to the signal system and tracks at switches, crossovers, and larger interlocking plants. Locations include 16th Street on the Rock Island, A-20 Interlocking on the Milwaukee District North, Morgan Interlocking on the Milwaukee District, Western Interlocking on the Rock Island, and the interlockings at Chicago Union Station.

TIP Document:	26-00 (Adoption)
Project Type:	Systems Improvements
Air Quality:	-
Open to Traffic Year:	-
Lead Agency:	Metra
Lead Contact:	-
Project Website:	-
County:	Regionwide
Municipality:	Regionwide
Major CMAP Programs:	-

Phase	Fund Source	F. Section ID	Prior	FY2026	FY2027	FY2028	FY2029	FY2030	Future	Total
Implementation	FTA 5307 Urban Formula	4842, 5455, 5149, 5362, 5361, 4841, 5457	\$29,650,000	\$413,000	\$0	\$0	\$0	\$0	\$0	\$30,063,000

Phase	Fund Source	F. Section ID	Prior	FY2026	FY2027	FY2028	FY2029	FY2030	Future	Total
Implementation	FTA 5309B Rail - historical fund *	-	\$13,700,000	\$0	\$0	\$0	\$0	\$0	\$0	\$13,700,000
Implementation	FTA 5337 Good Repair	5362, 4842, 5149, 5361, 4947, 5457	\$66,907,437	\$6,880,750	\$4,529,250	\$0	\$0	\$0	\$0	\$78,317,437
Implementation	IL Funds - Transit	-	\$5,425,000	\$8,674,871	\$0	\$5,000,000	\$22,140,000	\$0	\$0	\$41,239,871
Implementation	Local Fund Match - historical fund *	-	\$400,000	\$0	\$0	\$0	\$0	\$0	\$0	\$400,000
Implementation	MFT - Local	4947	\$85,000	\$0	\$0	\$0	\$0	\$0	\$0	\$85,000
Implementation	Rebuild Illinois	5258	\$2,000,000	\$0	\$0	\$0	\$0	\$0	\$0	\$2,000,000
Implementation	RTA Bonds	-	\$12,910,000	\$0	\$0	\$0	\$0	\$0	\$0	\$12,910,000
Implementation	RTA Sales Tax	-	\$553,000	\$0	\$0	\$0	\$0	\$0	\$0	\$553,000
Implementation	Trans Credit - Transit	-	\$6,722,000	\$1,458,750	\$905,850	\$0	\$0	\$0	\$0	\$9,086,600
Total Implementation		-	\$131,630,437	\$15,968,621	\$4,529,250	\$5,000,000	\$22,140,000	\$0	\$0	\$179,268,308
Total Prior Costs		-	\$131,630,437	\$0	\$0	\$0	\$0	\$0	\$0	\$131,630,437
Total Toll Credit		-	\$6,722,000	\$1,458,750	\$905,850	\$0	\$0	\$0	\$0	\$9,086,600
Total Programmed		-	\$131,630,437	\$15,968,621	\$4,529,250	\$5,000,000	\$22,140,000	\$0	\$0	\$179,268,308

Current Change Reason:	Schedule / Funding / Scope- Update Add, delete, or change fund sources
Project Changes:	Plan Revision Name changed from "26-00 (Adoption)" to "26-02 (Formal)"
Funding Changes:	FTA 5307 Urban Formula
Funding Changes:	- Decrease funds in FY 2026 in IMP from \$413,000 to \$0
Funding Changes:	FTA 5337 Good Repair
Funding Changes:	- Decrease funds in FY 2026 in IMP from \$3,670,000 to \$2,000,000
Funding Changes:	+ Increase funds in FY 2026 in IMP from \$3,210,750 to \$4,500,000
Funding Changes:	+ Increase funds in FY 2026 in IMP from \$0 to \$980,000
Funding Changes:	+ Increase funds in FY 2026 in IMP from \$0 to \$2,880,500
Funding Changes:	+ Increase funds in FY 2026 in IMP from \$0 to \$2,100,000
Funding Changes:	+ Increase funds in FY 2026 in IMP from \$0 to \$600,000
Funding Changes:	+ Increase funds in FY 2026 in IMP from \$0 to \$575,000
Funding Changes:	+ Increase funds in FY 2026 in IMP from \$0 to \$3,670,000
Funding Changes:	+ Increase funds in FY 2026 in IMP from \$0 to \$750,000
Funding Changes:	+ Increase funds in FY 2026 in IMP from \$0 to \$1,150,000
Funding Changes:	+ Increase funds in FY 2026 in IMP from \$0 to \$1,550,000
Funding Changes:	IL Funds - Transit
Funding Changes:	- Decrease funds in FY 2028 in IMP from \$8,674,871 to \$5,000,000
Funding Changes:	+ Increase funds in FY 2029 in IMP from \$5,000,000 to \$22,140,000
Funding Changes:	- Decrease funds in FY 2029 in IMP from \$22,140,000 to \$0
Federal Project Cost:	Increased from \$122,080,437 to \$135,542,187 (11.03%)
Total Project Cost:	Increased from \$179,268,308 to \$184,055,187 (2.67%)

18-10-0040 - Metra - Building Improvements

Rehabilitation of and improvements to office building and facilities including 547 W Jackson

TIP Document:	26-02 (Formal)
Project Type:	Transit Support Facilities
Air Quality:	Not Required
Open to Traffic Year:	2023
Lead Agency:	Metra
Lead Contact:	-
Project Website:	-
County:	Regionwide
Municipality:	Regionwide
Major CMAP Programs:	-

Phase	Fund Source	F. Section ID	Prior	FY2026	FY2027	FY2028	FY2029	FY2030	Future	Total
Implementation	FTA 5307 Urban Formula	5576, 4743, 5267, 4771 4743, 5375, 5167, 5473, N/A, 4476	\$20,691,719	\$0	\$0	\$0	\$0	\$0	\$0	\$20,691,719
Implementation	FTA 5309B Rail - historical fund *	3462 4576, 4476, 4642	\$2,500,000	\$0	\$0	\$0	\$0	\$0	\$0	\$2,500,000
Implementation	FTA 5337 Good Repair	4653, 4853	\$935,000	\$0	\$0	\$0	\$0	\$0	\$0	\$935,000
Implementation	IL Funds - Transit	-	\$0	\$500,000	\$0	\$0	\$0	\$0	\$0	\$500,000
Implementation	Local Fund Match - historical fund *	4653	\$109,000	\$0	\$0	\$0	\$0	\$0	\$0	\$109,000
Implementation	Trans Credit - Transit	-	\$1,000,000	\$0	\$0	\$0	\$0	\$0	\$0	\$1,000,000
Total Implementation		-	\$24,235,719	\$500,000	\$0	\$0	\$0	\$0	\$0	\$24,735,719
Total Prior Costs		-	\$24,235,719	\$0	\$0	\$0	\$0	\$0	\$0	\$24,235,719
Total Toll Credit		-	\$1,000,000	\$0	\$0	\$0	\$0	\$0	\$0	\$1,000,000
Total Programmed		-	\$24,235,719	\$500,000	\$0	\$0	\$0	\$0	\$0	\$24,735,719

Previously Approved Amendment 18-10-0040 - Metra - Building Improvements

Rehabilitation of and improvements to office building and facilities including 547 W Jackson

TIP Document:	26-00 (Adoption)
Project Type:	Transit Support Facilities
Air Quality:	-
Open to Traffic Year:	-
Lead Agency:	Metra
Lead Contact:	-
Project Website:	-
County:	Regionwide
Municipality:	Regionwide
Major CMAP Programs:	-

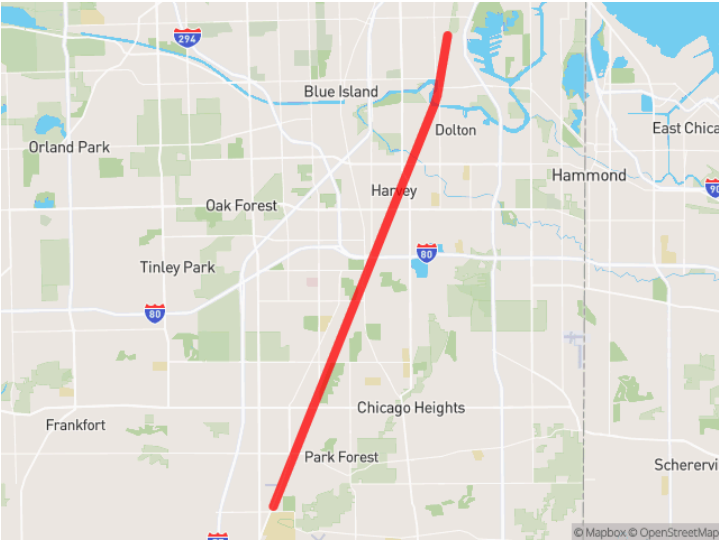
Phase	Fund Source	F. Section ID	Prior	FY2026	FY2027	FY2028	FY2029	FY2030	Future	Total
Implementation	FTA 5307 Urban Formula	5375, N/A, 4771 4743, 5267, 5167, 4743, 5576, 4476, 5473	\$20,691,719	\$0	\$0	\$0	\$0	\$0	\$0	\$20,691,719
Implementation	FTA 5309B Rail - historical fund *	4476, 3462 4576, 4642	\$2,500,000	\$0	\$0	\$0	\$0	\$0	\$0	\$2,500,000
Implementation	FTA 5337 Good Repair	4653, 4853	\$935,000	\$0	\$0	\$0	\$0	\$0	\$0	\$935,000
Implementation	Local Fund Match - historical fund *	4653	\$109,000	\$0	\$0	\$0	\$0	\$0	\$0	\$109,000
Implementation	Trans Credit - Transit	-	\$1,000,000	\$0	\$0	\$0	\$0	\$0	\$0	\$1,000,000
Total Implementation		-	\$24,235,719	\$0	\$0	\$0	\$0	\$0	\$0	\$24,235,719
Total Prior Costs		-	\$24,235,719	\$0	\$0	\$0	\$0	\$0	\$0	\$24,235,719
Total Toll Credit		-	\$1,000,000	\$0	\$0	\$0	\$0	\$0	\$0	\$1,000,000

Phase	Fund Source	F. Section ID	Prior	FY2026	FY2027	FY2028	FY2029	FY2030	Future	Total
Total Programmed			-	\$24,235,719	\$0	\$0	\$0	\$0	\$0	\$24,235,719
Current Change Reason:			Schedule / Funding / Scope- Update Add, delete, or change fund sources							
Project Changes:			Plan Revision Name changed from "26-00 (Adoption)" to "26-02 (Formal)"							
Funding Changes:			IL Funds - Transit							
Funding Changes:			+ Increase funds in FY 2026 in IMP from \$0 to \$500,000							
Federal Project Cost:			Stays the same \$24,126,719							
Total Project Cost:			Increased from \$24,235,719 to \$24,735,719 (2.06%)							

18-16-0007 - Ties and Ballast

5012, 5018, 5112, 5113, 5115, 5212, 5213, 5214, 5215, 5312, 5313, 5314, 5315, 5316, 5412, 5413, 5512, 5513, 5514, 5614, 5616, 5816

TIP Document:	26-02 (Formal)
Project Type:	Guideway Improvements
Air Quality:	Not Required
Open to Traffic Year:	2029
Lead Agency:	Metra
Lead Contact:	-
Project Website:	-
County:	Regionwide
Municipality:	Regionwide
Major CMAP Programs:	-



Phase	Fund Source	F. Section ID	Prior	FY2026	FY2027	FY2028	FY2029	FY2030	Future	Total
Implementation	FTA 5307 Urban Formula	N/A, 5512, 5315, 5314, 5316	\$14,572,973	\$0	\$500,000	\$2,500,000	\$500,000	\$0	\$0	\$18,072,973
Implementation	FTA 5337 Good Repair	N/A, 5214, 5313, 5212, 5018, 5112, 5215, 5413, 5314, 5513, 5213, 5514, 5012, 5412, 5113, 5115	\$53,346,912	\$0	\$3,000,000	\$9,000,000	\$5,850,000	\$0	\$0	\$71,196,912
Implementation	IL Funds - Transit	N/A	\$41,527,500	\$0	\$8,448,000	\$2,498,484	\$16,653,810	\$0	\$0	\$69,127,794
Implementation	Trans Credit - Transit	-	\$5,786,777	\$0	\$700,000	\$2,300,000	\$1,270,000	\$0	\$0	\$10,056,777
Total Implementation	-	-	\$109,447,385	\$0	\$11,948,000	\$13,998,484	\$23,003,810	\$0	\$0	\$158,397,679
Total Prior Costs	-	-	\$109,447,385	\$0	\$0	\$0	\$0	\$0	\$0	\$109,447,385
Total Toll Credit	-	-	\$5,786,777	\$0	\$700,000	\$2,300,000	\$1,270,000	\$0	\$0	\$10,056,777
Total Programmed	-	-	\$109,447,385	\$0	\$11,948,000	\$13,998,484	\$23,003,810	\$0	\$0	\$158,397,679

Previously Approved Amendment 18-16-0007 - Ties and Ballast

5012, 5018, 5112, 5113, 5115, 5212, 5213, 5214, 5215, 5312, 5313, 5314, 5315, 5316, 5412, 5413, 5512, 5513, 5514, 5614, 5616, 5816

TIP Document:	26-00 (Adoption)
Project Type:	Guideway Improvements
Air Quality:	-
Open to Traffic Year:	-
Lead Agency:	Metra
Lead Contact:	-
Project Website:	-
County:	Regionwide
Municipality:	Regionwide
Major CMAP Programs:	-

Phase	Fund Source	F. Section ID	Prior	FY2026	FY2027	FY2028	FY2029	FY2030	Future	Total
Implementation	FTA 5307 Urban Formula	5512, N/A, 5315, 5314, 5316	\$14,572,973	\$3,500,000	\$500,000	\$2,500,000	\$500,000	\$0	\$0	\$21,572,973
Implementation	FTA 5337 Good Repair	5113, N/A, 5214, 5412, 5213, 5012, 5413, 5514, 5018, 5314, 5313, 5215, 5513, 5115, 5112, 5212	\$53,346,912	\$2,250,000	\$3,000,000	\$9,000,000	\$5,850,000	\$0	\$0	\$73,446,912
Implementation	IL Funds - Transit	N/A	\$41,527,500	\$10,620,000	\$8,448,000	\$2,498,484	\$16,653,810	\$0	\$0	\$79,747,794
Implementation	Trans Credit - Transit	-	\$5,786,777	\$1,150,000	\$700,000	\$2,300,000	\$1,270,000	\$0	\$0	\$11,206,777

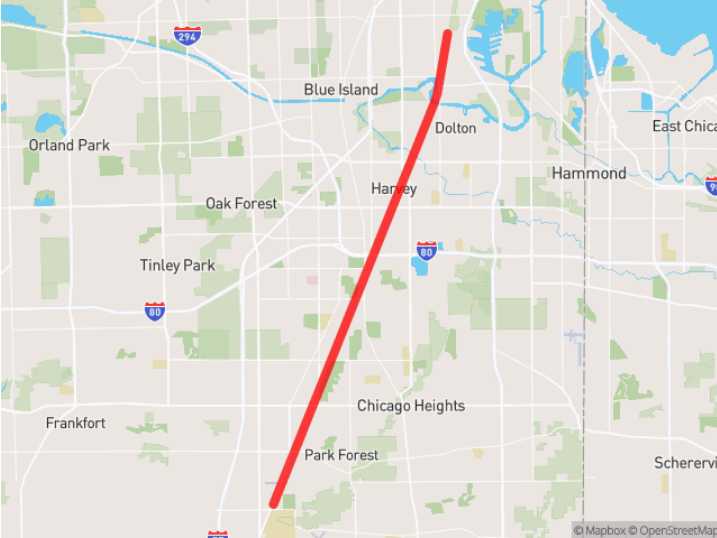
Phase	Fund Source	F. Section ID	Prior	FY2026	FY2027	FY2028	FY2029	FY2030	Future	Total
Total Implementation		-	\$109,447,385	\$16,370,000	\$11,948,000	\$13,998,484	\$23,003,810	\$0	\$0	\$174,767,679
Total Prior Costs		-	\$109,447,385	\$0	\$0	\$0	\$0	\$0	\$0	\$109,447,385
Total Toll Credit		-	\$5,786,777	\$1,150,000	\$700,000	\$2,300,000	\$1,270,000	\$0	\$0	\$11,206,777
Total Programmed		-	\$109,447,385	\$16,370,000	\$11,948,000	\$13,998,484	\$23,003,810	\$0	\$0	\$174,767,679

Current Change Reason:	Schedule / Funding / Scope- Update Add, delete, or change fund sources
Project Changes:	Plan Revision Name changed from "26-00 (Adoption)" to "26-02 (Formal)"
Funding Changes:	FTA 5337 Good Repair
Funding Changes:	+ Increase funds in FY 2027 in IMP from \$2,250,000 to \$3,000,000
Funding Changes:	+ Increase funds in FY 2028 in IMP from \$3,000,000 to \$7,000,000
Funding Changes:	- Decrease funds in FY 2028 in IMP from \$7,000,000 to \$2,000,000
Funding Changes:	+ Increase funds in FY 2029 in IMP from \$2,000,000 to \$3,100,000
Funding Changes:	- Decrease funds in FY 2029 in IMP from \$3,100,000 to \$2,750,000
Funding Changes:	- Decrease funds in FY 2029 in IMP from \$2,750,000 to \$0
Funding Changes:	FTA 5307 Urban Formula
Funding Changes:	- Decrease funds in FY 2027 in IMP from \$3,000,000 to \$500,000
Funding Changes:	+ Increase funds in FY 2028 in IMP from \$500,000 to \$2,500,000
Funding Changes:	- Decrease funds in FY 2028 in IMP from \$2,500,000 to \$0
Funding Changes:	- Decrease funds in FY 2029 in IMP from \$500,000 to \$0
Funding Changes:	IL Funds - Transit
Funding Changes:	- Decrease funds in FY 2027 in IMP from \$10,620,000 to \$8,448,000
Funding Changes:	- Decrease funds in FY 2028 in IMP from \$8,448,000 to \$2,498,484
Funding Changes:	+ Increase funds in FY 2029 in IMP from \$2,498,484 to \$16,653,810
Funding Changes:	- Decrease funds in FY 2029 in IMP from \$16,653,810 to \$0
Federal Project Cost:	Decreased from \$95,019,885 to \$89,269,885 (-6.05%)
Total Project Cost:	Decreased from \$174,767,679 to \$158,397,679 (-9.37%)

18-16-0014 - Replace Cross Ties , Switch Ties, Ballast, and Switch Heaters

5015 BNSF Ties, Ballast and Switch Heaters 5032 MED Switch Heaters; 5111 BNSF Ties, Ballast and Switch Heaters, 5211 BNSF Ties, Ballast and Switch Heaters, 5411 BNSF Ties, Ballast and Switch Heaters, 5511

TIP Document:	26-02 (Formal)
Project Type:	Guideway Improvements
Air Quality:	Not Required
Open to Traffic Year:	2026
Lead Agency:	Metra
Lead Contact:	-
Project Website:	-
County:	Regionwide
Municipality:	Regionwide
Major CMAP Programs:	-



Phase	Fund Source	F. Section ID	Prior	FY2026	FY2027	FY2028	FY2029	FY2030	Future	Total
Implementation	FTA 5307 Urban Formula	5032	\$200,000	\$1,000,000	\$0	\$0	\$0	\$0	\$0	\$1,200,000
Implementation	FTA 5337 Good Repair	N/A, 5511, 5015, 5111, 5411, 5211, 5311	\$23,215,000	\$18,100,000	\$1,000,000	\$1,000,000	\$0	\$0	\$0	\$43,315,000
Implementation	Trans Credit - Transit	-	\$1,150,000	\$3,820,000	\$200,000	\$200,000	\$0	\$0	\$0	\$5,370,000
Total Implementation		-	\$23,415,000	\$19,100,000	\$1,000,000	\$1,000,000	\$0	\$0	\$0	\$44,515,000
Total Prior Costs		-	\$23,415,000	\$0	\$0	\$0	\$0	\$0	\$0	\$23,415,000
Total Toll Credit		-	\$1,150,000	\$3,820,000	\$200,000	\$200,000	\$0	\$0	\$0	\$5,370,000
Total Programmed		-	\$23,415,000	\$19,100,000	\$1,000,000	\$1,000,000	\$0	\$0	\$0	\$44,515,000

Previously Approved Amendment 18-16-0014 - Replace Cross Ties , Switch Ties, Ballast, and Switch Heaters

5015 BNSF Ties, Ballast and Switch Heaters 5032 MED Switch Heaters; 5111 BNSF Ties, Ballast and Switch Heaters, 5211 BNSF Ties, Ballast and Switch Heaters, 5411 BNSF Ties, Ballast and Switch Heaters, 5511

TIP Document:	26-00 (Adoption)
Project Type:	Guideway Improvements
Air Quality:	-
Open to Traffic Year:	-
Lead Agency:	Metra
Lead Contact:	-
Project Website:	-
County:	Regionwide
Municipality:	Regionwide
Major CMAP Programs:	-

Phase	Fund Source	F. Section ID	Prior	FY2026	FY2027	FY2028	FY2029	FY2030	Future	Total
Implementation	FTA 5307 Urban Formula	5032, N/A	\$200,000	\$2,600,000	\$0	\$0	\$0	\$0	\$0	\$2,800,000
Implementation	FTA 5337 Good Repair	N/A, 5015, 5211, 5411, 5111, 5311, 5511	\$23,215,000	\$0	\$1,000,000	\$1,000,000	\$0	\$0	\$0	\$25,215,000
Implementation	Trans Credit - Transit	-	\$1,150,000	\$520,000	\$200,000	\$200,000	\$0	\$0	\$0	\$2,070,000
Total Implementation		-	\$23,415,000	\$2,600,000	\$1,000,000	\$1,000,000	\$0	\$0	\$0	\$28,015,000
Total Prior Costs		-	\$23,415,000	\$0	\$0	\$0	\$0	\$0	\$0	\$23,415,000
Total Toll Credit		-	\$1,150,000	\$520,000	\$200,000	\$200,000	\$0	\$0	\$0	\$2,070,000
Total Programmed		-	\$23,415,000	\$2,600,000	\$1,000,000	\$1,000,000	\$0	\$0	\$0	\$28,015,000

Current Change Reason:	Schedule / Funding / Scope- Update Add, delete, or change fund sources
------------------------	--

Project Changes:	Plan Revision Name changed from "26-00 (Adoption)" to "26-02 (Formal)"
Funding Changes:	FTA 5337 Good Repair
Funding Changes:	+ Increase funds in FY 2026 in IMP from \$0 to \$3,600,000
Funding Changes:	+ Increase funds in FY 2026 in IMP from \$0 to \$14,000,000
Funding Changes:	+ Increase funds in FY 2026 in IMP from \$0 to \$500,000
Funding Changes:	FTA 5307 Urban Formula
Funding Changes:	- Decrease funds in FY 2026 in IMP from \$2,600,000 to \$1,000,000
Federal Project Cost:	Increased from \$28,015,000 to \$44,515,000 (58.90%)
Total Project Cost:	Increased from \$28,015,000 to \$44,515,000 (58.90%)

18-16-0015 - Signal System Upgrades

Signal System Upgrades; 5034, 5035, 5056, 5145, 5146, 5147, 5253, 5244, 5255, 5256, 5353, 5354, 5355, 5447; 5551, 5552, 5553, 5560 Signal Standards 5352; Switch Layout Standards 5554, 5560, 5747, 5748, 5749

TIP Document:	26-02 (Formal)
Project Type:	Guideway Improvements
Air Quality:	Not Required
Open to Traffic Year:	2027
Lead Agency:	Metra
Lead Contact:	-
Project Website:	-
County:	Regionwide
Municipality:	Regionwide
Major CMAP Programs:	-

Phase	Fund Source	F. Section ID	Prior	FY2026	FY2027	FY2028	FY2029	FY2030	Future	Total
Implementation	FTA 5307 Urban Formula	N/A, 5447, 5145, 5355, 5147, 5146, 5352, 5254, 5554	\$28,309,000	\$250,000	\$910,000	\$910,000	\$910,000	\$0	\$0	\$31,289,000
Implementation	FTA 5337 Good Repair	N/A, 5552, 5253, 5255, 5353, 5354, 5447, 5553, 5355, 5551, 5256	\$28,460,000	\$12,285,000	\$3,950,000	\$4,650,000	\$5,200,000	\$0	\$0	\$54,545,000
Implementation	IL Funds - Transit	N/A, 5560 (Milwaukee North)	\$10,550,000	\$0	\$0	\$0	\$0	\$0	\$0	\$10,550,000
Implementation	Trans Credit - Transit	-	\$6,987,000	\$2,507,000	\$972,000	\$1,112,000	\$1,222,000	\$0	\$0	\$12,800,000
Total Implementation		-	\$67,319,000	\$12,535,000	\$4,860,000	\$5,560,000	\$6,110,000	\$0	\$0	\$96,384,000
Total Prior Costs		-	\$67,319,000	\$0	\$0	\$0	\$0	\$0	\$0	\$67,319,000
Total Toll Credit		-	\$6,987,000	\$2,507,000	\$972,000	\$1,112,000	\$1,222,000	\$0	\$0	\$12,800,000
Total Programmed		-	\$67,319,000	\$12,535,000	\$4,860,000	\$5,560,000	\$6,110,000	\$0	\$0	\$96,384,000

Previously Approved Amendment 18-16-0015 - Signal System Upgrades

Signal System Upgrades; 5034, 5035, 5056, 5145, 5146, 5147, 5253, 5244, 5255, 5256, 5353, 5354, 5355, 5447; 5551, 5552, 5553, 5560 Signal Standards 5352; Switch Layout Standards 5554, 5560, 5747, 5748, 5749

TIP Document:	26-00 (Adoption)
Project Type:	Guideway Improvements
Air Quality:	-
Open to Traffic Year:	-
Lead Agency:	Metra
Lead Contact:	-
Project Website:	-
County:	Regionwide
Municipality:	Regionwide
Major CMAP Programs:	-

Phase	Fund Source	F. Section ID	Prior	FY2026	FY2027	FY2028	FY2029	FY2030	Future	Total
Implementation	FTA 5307 Urban Formula	N/A, 5146, 5447, 5352, 5145, 5554, 5355, 5147, 5254	\$28,309,000	\$910,000	\$910,000	\$910,000	\$910,000	\$0	\$0	\$31,949,000
Implementation	FTA 5337 Good Repair	5353, 5553, 5255, 5256, N/A, 5447, 5552, 5355, 5253, 5551, 5354	\$28,460,000	\$4,400,000	\$3,950,000	\$4,650,000	\$5,200,000	\$0	\$0	\$46,660,000
Implementation	IL Funds - Transit	N/A, 5560 (Milwaukee North)	\$10,550,000	\$0	\$0	\$0	\$0	\$0	\$0	\$10,550,000
Implementation	Trans Credit - Transit	-	\$6,987,000	\$1,062,000	\$972,000	\$1,112,000	\$1,222,000	\$0	\$0	\$11,355,000
Total Implementation		-	\$67,319,000	\$5,310,000	\$4,860,000	\$5,560,000	\$6,110,000	\$0	\$0	\$89,159,000
Total Prior Costs		-	\$67,319,000	\$0	\$0	\$0	\$0	\$0	\$0	\$67,319,000
Total Toll Credit		-	\$6,987,000	\$1,062,000	\$972,000	\$1,112,000	\$1,222,000	\$0	\$0	\$11,355,000

Phase	Fund Source	F. Section ID	Prior	FY2026	FY2027	FY2028	FY2029	FY2030	Future	Total
Total Programmed			-	\$67,319,000	\$5,310,000	\$4,860,000	\$5,560,000	\$6,110,000	\$0	\$0 \$89,159,000
Current Change Reason:			Schedule / Funding / Scope- Update Add, delete, or change fund sources							
Project Changes:			Plan Revision Name changed from "26-00 (Adoption)" to "26-02 (Formal)"							
Funding Changes:			FTA 5307 Urban Formula							
Funding Changes:			- Decrease funds in FY 2026 in IMP from \$910,000 to \$250,000							
Funding Changes:			FTA 5337 Good Repair							
Funding Changes:			- Decrease funds in FY 2027 in IMP from \$1,400,000 to \$1,200,000							
Funding Changes:			- Decrease funds in FY 2027 in IMP from \$1,600,000 to \$1,375,000							
Funding Changes:			- Decrease funds in FY 2027 in IMP from \$1,400,000 to \$1,375,000							
Funding Changes:			+ Increase funds in FY 2028 in IMP from \$1,200,000 to \$1,550,000							
Funding Changes:			+ Increase funds in FY 2028 in IMP from \$1,375,000 to \$1,550,000							
Funding Changes:			+ Increase funds in FY 2028 in IMP from \$1,375,000 to \$1,550,000							
Funding Changes:			+ Increase funds in FY 2029 in IMP from \$1,550,000 to \$1,900,000							
Funding Changes:			+ Increase funds in FY 2029 in IMP from \$1,550,000 to \$1,800,000							
Funding Changes:			- Decrease funds in FY 2029 in IMP from \$1,550,000 to \$1,500,000							
Funding Changes:			- Decrease funds in FY 2026 in IMP from \$1,900,000 to \$500,000							
Funding Changes:			- Decrease funds in FY 2026 in IMP from \$1,800,000 to \$1,000,000							
Funding Changes:			- Decrease funds in FY 2026 in IMP from \$1,500,000 to \$250,000							
Funding Changes:			+ Increase funds in FY 2026 in IMP from \$0 to \$2,000,000							
Funding Changes:			+ Increase funds in FY 2026 in IMP from \$0 to \$750,000							
Funding Changes:			+ Increase funds in FY 2026 in IMP from \$0 to \$1,600,000							
Funding Changes:			+ Increase funds in FY 2026 in IMP from \$0 to \$2,985,000							
Funding Changes:			+ Increase funds in FY 2026 in IMP from \$0 to \$2,500,000							
Funding Changes:			+ Increase funds in FY 2026 in IMP from \$0 to \$700,000							
Federal Project Cost:			Increased from \$78,609,000 to \$85,834,000 (9.19%)							
Total Project Cost:			Increased from \$89,159,000 to \$96,384,000 (8.10%)							

18-16-0017 - Impedance Bonds, Stray Current Protection

4746 Impedance Bonds, 4742 Stray Current Protection

TIP Document:	26-02 (Formal)
Project Type:	Guideway Improvements
Air Quality:	Not Required
Open to Traffic Year:	2026
Lead Agency:	Metra
Lead Contact:	-
Project Website:	-
County:	Regionwide
Municipality:	Regionwide
Major CMAP Programs:	-

Phase	Fund Source	F. Section ID	Prior	FY2026	FY2027	FY2028	FY2029	FY2030	Future	Total
Implementation	FTA 5307 Urban Formula	N/A, 4746	\$1,750,000	\$0	\$575,000	\$600,000	\$0	\$0	\$0	\$2,925,000
Implementation	FTA 5337 Good Repair	N/A, 4746	\$3,770,000	\$1,000,000	\$0	\$0	\$0	\$0	\$0	\$4,770,000
Implementation	Trans Credit - Transit	-	\$654,000	\$200,000	\$115,000	\$120,000	\$0	\$0	\$0	\$1,089,000
Total Implementation		-	\$5,520,000	\$1,000,000	\$575,000	\$600,000	\$0	\$0	\$0	\$7,695,000
Total Prior Costs		-	\$5,520,000	\$0	\$0	\$0	\$0	\$0	\$0	\$5,520,000
Total Toll Credit		-	\$654,000	\$200,000	\$115,000	\$120,000	\$0	\$0	\$0	\$1,089,000
Total Programmed		-	\$5,520,000	\$1,000,000	\$575,000	\$600,000	\$0	\$0	\$0	\$7,695,000

Previously Approved Amendment 18-16-0017 - Impedance Bonds, Stray Current Protection

4746 Impedance Bonds, 4742 Stray Current Protection

TIP Document:	26-00 (Adoption)
Project Type:	Guideway Improvements
Air Quality:	-
Open to Traffic Year:	-
Lead Agency:	Metra
Lead Contact:	-
Project Website:	-
County:	Regionwide
Municipality:	Regionwide
Major CMAP Programs:	-

Phase	Fund Source	F. Section ID	Prior	FY2026	FY2027	FY2028	FY2029	FY2030	Future	Total
Implementation	FTA 5307 Urban Formula	N/A, 4746	\$1,750,000	\$960,000	\$575,000	\$600,000	\$0	\$0	\$0	\$3,885,000
Implementation	FTA 5337 Good Repair	N/A, 4746	\$3,770,000	\$0	\$0	\$0	\$0	\$0	\$0	\$3,770,000
Implementation	Trans Credit - Transit	-	\$654,000	\$192,000	\$115,000	\$120,000	\$0	\$0	\$0	\$1,081,000
Total Implementation		-	\$5,520,000	\$960,000	\$575,000	\$600,000	\$0	\$0	\$0	\$7,655,000
Total Prior Costs		-	\$5,520,000	\$0	\$0	\$0	\$0	\$0	\$0	\$5,520,000
Total Toll Credit		-	\$654,000	\$192,000	\$115,000	\$120,000	\$0	\$0	\$0	\$1,081,000
Total Programmed		-	\$5,520,000	\$960,000	\$575,000	\$600,000	\$0	\$0	\$0	\$7,655,000

Current Change Reason:	Schedule / Funding / Scope- Update Add, delete, or change fund sources
Project Changes:	Plan Revision Name changed from "26-00 (Adoption)" to "26-02 (Formal)"
Funding Changes:	FTA 5307 Urban Formula
Funding Changes:	- Decrease funds in FY 2027 in IMP from \$960,000 to \$575,000
Funding Changes:	+ Increase funds in FY 2028 in IMP from \$575,000 to \$600,000

Funding Changes:	- Decrease funds in FY 2028 in IMP from \$600,000 to \$0
Funding Changes:	FTA 5337 Good Repair
Funding Changes:	+ Increase funds in FY 2026 in IMP from \$0 to \$1,000,000
Federal Project Cost:	Increased from \$7,655,000 to \$7,695,000 (0.52%)
Total Project Cost:	Increased from \$7,655,000 to \$7,695,000 (0.52%)

18-16-0018 - Yard Improvements

Systemwide Yard Improvements

TIP Document:	26-02 (Formal)
Project Type:	Transit Support Facilities
Air Quality:	Not Required
Open to Traffic Year:	2026
Lead Agency:	Metra
Lead Contact:	-
Project Website:	-
County:	Regionwide
Municipality:	Regionwide
Major CMAP Programs:	-

Phase	Fund Source	F. Section ID	Prior	FY2026	FY2027	FY2028	FY2029	FY2030	Future	Total
Implementation	FTA 5307 Urban Formula	5368, N/A, 5566, 5157, 5265, 5568, 5260, 5160, 5159, 5261, 5462, 4972, 5156, 5461, 5158	\$30,373,402	\$0	\$0	\$615,000	\$0	\$0	\$0	\$30,988,402
Implementation	FTA 5337 Good Repair	5264, 5155, 5565, N/A, 5365, 5367, 5262, 5569, 5562, 5459, 5265, 5564, 5463, 4972, 5460, FFY 2021 Section 5337 funds, 5366, 5458, 5563	\$100,568,598	\$3,025,000	\$260,000	\$0	\$0	\$0	\$0	\$103,853,598
Implementation	IL Funds - Transit	N/A	\$6,980,000	\$0	\$0	\$0	\$8,360,000	\$0	\$0	\$15,340,000
Implementation	Rebuild Illinois	5461, 5460	\$17,000,000	\$0	\$0	\$0	\$0	\$0	\$0	\$17,000,000
Implementation	RTA Bonds	N/A	\$22,900,000	\$0	\$0	\$0	\$0	\$0	\$0	\$22,900,000
Implementation	Trans Credit - Transit	-	\$9,921,400	\$605,000	\$52,000	\$123,000	\$0	\$0	\$0	\$10,701,400
Total Implementation		-	\$177,822,000	\$3,025,000	\$260,000	\$615,000	\$8,360,000	\$0	\$0	\$190,082,000
Total Prior Costs		-	\$177,822,000	\$0	\$0	\$0	\$0	\$0	\$0	\$177,822,000
Total Toll Credit		-	\$9,921,400	\$605,000	\$52,000	\$123,000	\$0	\$0	\$0	\$10,701,400
Total Programmed		-	\$177,822,000	\$3,025,000	\$260,000	\$615,000	\$8,360,000	\$0	\$0	\$190,082,000

Previously Approved Amendment 18-16-0018 - Yard Improvements

Systemwide Yard Improvements

TIP Document:	26-00 (Adoption)
Project Type:	Transit Support Facilities
Air Quality:	-
Open to Traffic Year:	-
Lead Agency:	Metra
Lead Contact:	-
Project Website:	-
County:	Regionwide
Municipality:	Regionwide
Major CMAP Programs:	-

Phase	Fund Source	F. Section ID	Prior	FY2026	FY2027	FY2028	FY2029	FY2030	Future	Total
Implementation	FTA 5307 Urban Formula	N/A, 5158, 5261, 5566, 5160, 5159, 4972, 5156, 5461, 5260, 5568, 5462, 5368, 5157, 5265	\$30,373,402	\$0	\$0	\$615,000	\$0	\$0	\$0	\$30,988,402
Implementation	FTA 5337 Good Repair	N/A, 5564, 5565, 5264, 5459, FFY 2021 Section 5337 funds, 5458, 5562, 5367, 5563, 4972, 5569, 5366, 5463, 5365, 5460, 5262, 5155, 5265	\$100,568,598	\$1,335,000	\$260,000	\$0	\$0	\$0	\$0	\$102,163,598
Implementation	IL Funds - Transit	N/A	\$6,980,000	\$2,150,000	\$0	\$0	\$8,360,000	\$0	\$0	\$17,490,000
Implementation	Rebuild Illinois	5460, 5461	\$17,000,000	\$0	\$0	\$0	\$0	\$0	\$0	\$17,000,000

Phase	Fund Source	F. Section ID	Prior	FY2026	FY2027	FY2028	FY2029	FY2030	Future	Total
Implementation	RTA Bonds	N/A	\$22,900,000	\$0	\$0	\$0	\$0	\$0	\$0	\$22,900,000
Implementation	Trans Credit - Transit	-	\$9,921,400	\$267,000	\$52,000	\$123,000	\$0	\$0	\$0	\$10,363,400
Total Implementation		-	\$177,822,000	\$3,485,000	\$260,000	\$615,000	\$8,360,000	\$0	\$0	\$190,542,000
Total Prior Costs		-	\$177,822,000	\$0	\$0	\$0	\$0	\$0	\$0	\$177,822,000
Total Toll Credit		-	\$9,921,400	\$267,000	\$52,000	\$123,000	\$0	\$0	\$0	\$10,363,400
Total Programmed		-	\$177,822,000	\$3,485,000	\$260,000	\$615,000	\$8,360,000	\$0	\$0	\$190,542,000

Current Change Reason:	Schedule / Funding / Scope- Update Add, delete, or change fund sources
Project Changes:	Plan Revision Name changed from "26-00 (Adoption)" to "26-02 (Formal)"
Funding Changes:	FTA 5337 Good Repair
Funding Changes:	- Decrease funds in FY 2027 in IMP from \$1,335,000 to \$260,000
Funding Changes:	+ Increase funds in FY 2026 in IMP from \$260,000 to \$2,500,000
Funding Changes:	+ Increase funds in FY 2026 in IMP from \$0 to \$250,000
Funding Changes:	+ Increase funds in FY 2026 in IMP from \$0 to \$275,000
Funding Changes:	IL Funds - Transit
Funding Changes:	+ Increase funds in FY 2029 in IMP from \$2,150,000 to \$8,360,000
Funding Changes:	- Decrease funds in FY 2029 in IMP from \$8,360,000 to \$0
Federal Project Cost:	Increased from \$133,152,000 to \$134,842,000 (1.27%)
Total Project Cost:	Decreased from \$190,542,000 to \$190,082,000 (-0.24%)

18-16-0019 - Right of Way Equipment, Equipment and Vehicle-Mech, Police Vehicles

5065 Right of Way Equipment, 5068 Equipment and Vehicle-Mech, 5070 Police Vehicles; 5161 ROW Equipment, 5162 Equipment and Vehicles-Mech, 5163 Police Vehicles, 5268 Police Vehicles, 5269 ROW Equipment, 5271 Equip & Vehicle-Mech, 5772 Right of Way Equipment, 5773 Vehicles and Equipment

TIP Document:	26-02 (Formal)
Project Type:	Transit Equipment & Furnishings
Air Quality:	Not Required
Open to Traffic Year:	2026
Lead Agency:	Metra
Lead Contact:	-
Project Website:	-
County:	Regionwide
Municipality:	Regionwide
Major CMAP Programs:	-

Phase	Fund Source	F. Section ID	Prior	FY2026	FY2027	FY2028	FY2029	FY2030	Future	Total
Implementation	FTA 5307 Urban Formula	5373, N/A, 5163, 5467, 5269, 5268, 5369, 5162	\$10,700,000	\$2,890,000	\$0	\$0	\$0	\$0	\$0	\$13,590,000
Implementation	FTA 5337 Good Repair	N/A, 5161, 5271, 5468, 5571, 5371, 5065	\$17,140,000	\$2,135,000	\$0	\$0	\$500,000	\$0	\$0	\$19,775,000
Implementation	IL Funds - Transit	N/A, 5570, 5467	\$35,770,391	\$0	\$0	\$0	\$0	\$0	\$0	\$35,770,391
Implementation	Rebuild Illinois	5570	\$9,500,000	\$0	\$0	\$0	\$0	\$0	\$0	\$9,500,000
Implementation	RTA Sales Tax	N/A, 4992	\$4,925,798	\$0	\$0	\$0	\$0	\$0	\$0	\$4,925,798
Implementation	Trans Credit - Transit	-	\$5,168,000	\$1,005,000	\$0	\$0	\$100,000	\$0	\$0	\$6,273,000
Total Implementation		-	\$78,036,189	\$5,025,000	\$0	\$0	\$500,000	\$0	\$0	\$83,561,189
Total Prior Costs		-	\$78,036,189	\$0	\$0	\$0	\$0	\$0	\$0	\$78,036,189
Total Toll Credit		-	\$5,168,000	\$1,005,000	\$0	\$0	\$100,000	\$0	\$0	\$6,273,000
Total Programmed		-	\$78,036,189	\$5,025,000	\$0	\$0	\$500,000	\$0	\$0	\$83,561,189

Previously Approved Amendment 18-16-0019 - Right of Way Equipment, Equipment and Vehicle-Mech, Police Vehicles

5065 Right of Way Equipment, 5068 Equipment and Vehicle-Mech, 5070 Police Vehicles; 5161 ROW Equipment, 5162 Equipment and Vehicles-Mech, 5163 Police Vehicles, 5268 Police Vehicles, 5269 ROW Equipment, 5271 Equip & Vehicle-Mech, 5772 Right of Way Equipment, 5773 Vehicles and Equipment

TIP Document:	26-00 (Adoption)
Project Type:	Transit Equipment & Furnishings
Air Quality:	-
Open to Traffic Year:	-
Lead Agency:	Metra
Lead Contact:	-
Project Website:	-
County:	Regionwide
Municipality:	Regionwide
Major CMAP Programs:	-

Phase	Fund Source	F. Section ID	Prior	FY2026	FY2027	FY2028	FY2029	FY2030	Future	Total
Implementation	FTA 5307 Urban Formula	5269, 5467, 5268, 5369, 5162, 5373, 5163, N/A	\$10,700,000	\$0	\$0	\$0	\$0	\$0	\$0	\$10,700,000
Implementation	FTA 5337 Good Repair	N/A, 5271, 5371, 5571, 5065, 5161, 5468	\$17,140,000	\$2,120,000	\$0	\$0	\$500,000	\$0	\$0	\$19,760,000
Implementation	IL Funds - Transit	N/A, 5467, 5570	\$35,770,391	\$0	\$0	\$0	\$0	\$0	\$0	\$35,770,391
Implementation	Rebuild Illinois	5570	\$9,500,000	\$0	\$0	\$0	\$0	\$0	\$0	\$9,500,000
Implementation	RTA Sales Tax	4992, N/A	\$4,925,798	\$0	\$0	\$0	\$0	\$0	\$0	\$4,925,798
Implementation	Trans Credit - Transit	-	\$5,168,000	\$424,000	\$0	\$0	\$100,000	\$0	\$0	\$5,692,000
Total Implementation		-	\$78,036,189	\$2,120,000	\$0	\$0	\$500,000	\$0	\$0	\$80,656,189
Total Prior Costs		-	\$78,036,189	\$0	\$0	\$0	\$0	\$0	\$0	\$78,036,189

Phase	Fund Source	F. Section ID	Prior	FY2026	FY2027	FY2028	FY2029	FY2030	Future	Total
Total Toll Credit		-	\$5,168,000	\$424,000	\$0	\$0	\$100,000	\$0	\$0	\$5,692,000
Total Programmed		-	\$78,036,189	\$2,120,000	\$0	\$0	\$500,000	\$0	\$0	\$80,656,189

Current Change Reason:	Schedule / Funding / Scope- Update Add, delete, or change fund sources
Project Changes:	Plan Revision Name changed from "26-00 (Adoption)" to "26-02 (Formal)"
Funding Changes:	FTA 5337 Good Repair
Funding Changes:	- Decrease funds in FY 2029 in IMP from \$2,120,000 to \$500,000
Funding Changes:	+ Increase funds in FY 2026 in IMP from \$500,000 to \$1,385,000
Funding Changes:	+ Increase funds in FY 2026 in IMP from \$0 to \$750,000
Funding Changes:	FTA 5307 Urban Formula
Funding Changes:	+ Increase funds in FY 2026 in IMP from \$0 to \$2,890,000
Federal Project Cost:	Increased from \$30,460,000 to \$33,365,000 (9.54%)
Total Project Cost:	Increased from \$80,656,189 to \$83,561,189 (3.60%)

18-16-0020 - IT Components and Services

5064, 5165, 5272, 5573; IT Components and Services; 5555 CCF Generation; 5574 Troi Net, 5274, 5671, 5750, 5759, 5774

TIP Document:	26-02 (Formal)
Project Type:	Transit Equipment & Furnishings
Air Quality:	Not Required
Open to Traffic Year:	2027
Lead Agency:	Metra
Lead Contact:	-
Project Website:	-
County:	Regionwide
Municipality:	Regionwide
Major CMAP Programs:	-

Phase	Fund Source	F. Section ID	Prior	FY2026	FY2027	FY2028	FY2029	FY2030	Future	Total
Implementation	FTA 5307 Urban Formula	-	\$14,889,320	\$0	\$400,000	\$0	\$1,800,000	\$0	\$0	\$17,089,320
Implementation	FTA 5310 Elderly/Disabled	-	\$2,000,000	\$900,000	\$0	\$0	\$0	\$0	\$0	\$2,900,000
Implementation	FTA 5337 Good Repair	-	\$3,727,000	\$4,900,000	\$0	\$0	\$400,000	\$0	\$0	\$9,027,000
Implementation	IL Funds - Transit	-	\$18,063,000	\$500,000	\$0	\$0	\$0	\$0	\$0	\$18,563,000
Implementation	RTA Sales Tax	-	\$1,000,000	\$0	\$0	\$0	\$0	\$0	\$0	\$1,000,000
Implementation	Service Board Funds	-	\$6,535,000	\$0	\$0	\$0	\$0	\$0	\$0	\$6,535,000
Implementation	Trans Credit - Transit	-	\$2,211,400	\$980,000	\$80,000	\$0	\$440,000	\$0	\$0	\$3,711,400
Total Implementation		-	\$46,214,320	\$6,300,000	\$400,000	\$0	\$2,200,000	\$0	\$0	\$55,114,320
Total Prior Costs		-	\$46,214,320	\$0	\$0	\$0	\$0	\$0	\$0	\$46,214,320
Total Toll Credit		-	\$2,211,400	\$980,000	\$80,000	\$0	\$440,000	\$0	\$0	\$3,711,400
Total Programmed		-	\$46,214,320	\$6,300,000	\$400,000	\$0	\$2,200,000	\$0	\$0	\$55,114,320

Previously Approved Amendment 18-16-0020 - IT Components and Services

5064, 5165, 5272, 5573; IT Components and Services; 5555 CCF Generation; 5574 Troi Net, 5274, 5671, 5750, 5759, 5774

TIP Document:	26-00 (Adoption)
Project Type:	Transit Equipment & Furnishings
Air Quality:	-
Open to Traffic Year:	-
Lead Agency:	Metra
Lead Contact:	-
Project Website:	-
County:	Regionwide
Municipality:	Regionwide
Major CMAP Programs:	-

Phase	Fund Source	F. Section ID	Prior	FY2026	FY2027	FY2028	FY2029	FY2030	Future	Total
Implementation	FTA 5307 Urban Formula	-	\$14,889,320	\$700,000	\$400,000	\$0	\$1,800,000	\$0	\$0	\$17,789,320
Implementation	FTA 5310 Elderly/Disabled	-	\$2,000,000	\$0	\$0	\$0	\$0	\$0	\$0	\$2,000,000
Implementation	FTA 5337 Good Repair	-	\$3,727,000	\$610,000	\$0	\$0	\$400,000	\$0	\$0	\$4,737,000
Implementation	IL Funds - Transit	-	\$18,063,000	\$0	\$0	\$0	\$0	\$0	\$0	\$18,063,000
Implementation	RTA Sales Tax	-	\$1,000,000	\$0	\$0	\$0	\$0	\$0	\$0	\$1,000,000
Implementation	Service Board Funds	-	\$6,535,000	\$0	\$0	\$0	\$0	\$0	\$0	\$6,535,000
Implementation	Trans Credit - Transit	-	\$2,211,400	\$262,000	\$80,000	\$0	\$440,000	\$0	\$0	\$2,993,400
Total Implementation		-	\$46,214,320	\$1,310,000	\$400,000	\$0	\$2,200,000	\$0	\$0	\$50,124,320
Total Prior Costs		-	\$46,214,320	\$0	\$0	\$0	\$0	\$0	\$0	\$46,214,320

Phase	Fund Source	F. Section ID	Prior	FY2026	FY2027	FY2028	FY2029	FY2030	Future	Total
Total Toll Credit		-	\$2,211,400	\$262,000	\$80,000	\$0	\$440,000	\$0	\$0	\$2,993,400
Total Programmed		-	\$46,214,320	\$1,310,000	\$400,000	\$0	\$2,200,000	\$0	\$0	\$50,124,320

Current Change Reason:	Schedule / Funding / Scope- Update Add, delete, or change fund sources
Project Changes:	Plan Revision Name changed from "26-00 (Adoption)" to "26-02 (Formal)"
Funding Changes:	FTA 5307 Urban Formula
Funding Changes:	+ Increase funds in FY 2029 in IMP from \$300,000 to \$500,000
Funding Changes:	+ Increase funds in FY 2029 in IMP from \$400,000 to \$1,300,000
Funding Changes:	- Decrease funds in FY 2029 in IMP from \$500,000 to \$0
Funding Changes:	- Decrease funds in FY 2029 in IMP from \$1,300,000 to \$0
Funding Changes:	FTA 5337 Good Repair
Funding Changes:	+ Increase funds in FY 2026 in IMP from \$210,000 to \$400,000
Funding Changes:	+ Increase funds in FY 2026 in IMP from \$400,000 to \$500,000
Funding Changes:	+ Increase funds in FY 2026 in IMP from \$0 to \$500,000
Funding Changes:	+ Increase funds in FY 2026 in IMP from \$0 to \$3,500,000
Funding Changes:	IL Funds - Transit
Funding Changes:	+ Increase funds in FY 2026 in IMP from \$0 to \$500,000
Funding Changes:	FTA 5310 Elderly/Disabled
Funding Changes:	+ Increase funds in FY 2026 in IMP from \$0 to \$900,000
Federal Project Cost:	Increased from \$24,526,320 to \$29,016,320 (18.31%)
Total Project Cost:	Increased from \$50,124,320 to \$55,114,320 (9.96%)

18-16-0021 - Crew Optimization, Automated Passenger Counter, Mobile Application

New computer system to manage train crews and optimize use of train crews. Electronic devices to automatically count passengers as the board trains. Upgrades and improvements to the mobile ticketing application (Ventra App).

TIP Document:	26-02 (Formal)
Project Type:	Transit Operations
Air Quality:	Not Required
Open to Traffic Year:	2025
Lead Agency:	Metra
Lead Contact:	-
Project Website:	-
County:	Regionwide
Municipality:	Regionwide
Major CMAP Programs:	-

Phase	Fund Source	F. Section ID	Prior	FY2026	FY2027	FY2028	FY2029	FY2030	Future	Total
Implementation	FTA 5307 Urban Formula	5062	\$2,000,000	\$0	\$0	\$0	\$0	\$0	\$0	\$2,000,000
Implementation	FTA 5337 Good Repair	-	\$0	\$2,500,000	\$0	\$0	\$0	\$0	\$0	\$2,500,000
Implementation	RTA Sales Tax	N/A	\$5,000,000	\$0	\$0	\$0	\$0	\$0	\$0	\$5,000,000
Implementation	Trans Credit - Transit	-	\$400,000	\$500,000	\$0	\$0	\$0	\$0	\$0	\$900,000
Total Implementation		-	\$7,000,000	\$2,500,000	\$0	\$0	\$0	\$0	\$0	\$9,500,000
Total Prior Costs		-	\$7,000,000	\$0	\$0	\$0	\$0	\$0	\$0	\$7,000,000
Total Toll Credit		-	\$400,000	\$500,000	\$0	\$0	\$0	\$0	\$0	\$900,000
Total Programmed		-	\$7,000,000	\$2,500,000	\$0	\$0	\$0	\$0	\$0	\$9,500,000

Previously Approved Amendment 18-16-0021 - Crew Optimization, Automated Passenger Counter, Mobile Application

New computer system to manage train crews and optimize use of train crews. Electronic devices to automatically count passengers as the board trains. Upgrades and improvements to the mobile ticketing application (Ventra App).

TIP Document:	26-00 (Adoption)
Project Type:	Transit Operations
Air Quality:	-
Open to Traffic Year:	-
Lead Agency:	Metra
Lead Contact:	-
Project Website:	-
County:	Regionwide
Municipality:	Regionwide
Major CMAP Programs:	-

Phase	Fund Source	F. Section ID	Prior	FY2026	FY2027	FY2028	FY2029	FY2030	Future	Total
Implementation	FTA 5307 Urban Formula	5062	\$2,000,000	\$0	\$0	\$0	\$0	\$0	\$0	\$2,000,000
Implementation	RTA Sales Tax	N/A	\$5,000,000	\$0	\$0	\$0	\$0	\$0	\$0	\$5,000,000
Implementation	Trans Credit - Transit	-	\$400,000	\$0	\$0	\$0	\$0	\$0	\$0	\$400,000
Total Implementation		-	\$7,000,000	\$0	\$0	\$0	\$0	\$0	\$0	\$7,000,000
Total Prior Costs		-	\$7,000,000	\$0	\$0	\$0	\$0	\$0	\$0	\$7,000,000
Total Toll Credit		-	\$400,000	\$0	\$0	\$0	\$0	\$0	\$0	\$400,000
Total Programmed		-	\$7,000,000	\$0	\$0	\$0	\$0	\$0	\$0	\$7,000,000

Current Change Reason:	Schedule / Funding / Scope- Update Add, delete, or change fund sources
Project Changes:	Plan Revision Name changed from "26-00 (Adoption)" to "26-02 (Formal)"
Funding Changes:	FTA 5337 Good Repair

Funding Changes:	+ Increase funds in FY 2026 in IMP from \$0 to \$2,500,000
Federal Project Cost:	Increased from \$2,000,000 to \$4,500,000 (125.00%)
Total Project Cost:	Increased from \$7,000,000 to \$9,500,000 (35.71%)

18-17-0004 - Communications Systems

5154 Radio Dispatching System, 5171, 5171, GPS Train Tracking System, 5951 Metra Police Comms Upgrades

TIP Document:	26-02 (Formal)
Project Type:	Systems Improvements
Air Quality:	Not Required
Open to Traffic Year:	2023
Lead Agency:	Metra
Lead Contact:	-
Project Website:	-
County:	Regionwide
Municipality:	Regionwide
Major CMAP Programs:	-

Phase	Fund Source	F. Section ID	Prior	FY2026	FY2027	FY2028	FY2029	FY2030	Future	Total
Implementation	FTA 5307 Urban Formula	5154, N/A, 5171	\$12,500,000	\$400,000	\$0	\$0	\$0	\$0	\$0	\$12,900,000
Implementation	FTA 5337 Good Repair	N/A	\$2,722,223	\$1,500,000	\$0	\$0	\$0	\$0	\$0	\$4,222,223
Implementation	IL Funds - Transit	N/A	\$3,500,000	\$0	\$0	\$0	\$0	\$0	\$0	\$3,500,000
Implementation	RTA Sales Tax	5171, N/A	\$19,612,160	\$0	\$0	\$0	\$0	\$0	\$0	\$19,612,160
Implementation	Trans Credit - Transit	-	\$900,000	\$380,000	\$0	\$0	\$0	\$0	\$0	\$1,280,000
Total Implementation		-	\$38,334,383	\$1,900,000	\$0	\$0	\$0	\$0	\$0	\$40,234,383
Total Prior Costs		-	\$38,334,383	\$0	\$0	\$0	\$0	\$0	\$0	\$38,334,383
Total Toll Credit		-	\$900,000	\$380,000	\$0	\$0	\$0	\$0	\$0	\$1,280,000
Total Programmed		-	\$38,334,383	\$1,900,000	\$0	\$0	\$0	\$0	\$0	\$40,234,383

Previously Approved Amendment 18-17-0004 - Communications Systems

5154 Radio Dispatching System, 5171, 5171, GPS Train Tracking System, 5951 Metra Police Comms Upgrades

TIP Document:	26-00 (Adoption)
Project Type:	Systems Improvements
Air Quality:	-
Open to Traffic Year:	-
Lead Agency:	Metra
Lead Contact:	-
Project Website:	-
County:	Regionwide
Municipality:	Regionwide
Major CMAP Programs:	-

Phase	Fund Source	F. Section ID	Prior	FY2026	FY2027	FY2028	FY2029	FY2030	Future	Total
Implementation	FTA 5307 Urban Formula	5171, N/A, 5154	\$12,500,000	\$0	\$0	\$0	\$0	\$0	\$0	\$12,500,000
Implementation	FTA 5337 Good Repair	N/A	\$2,722,223	\$0	\$0	\$0	\$0	\$0	\$0	\$2,722,223
Implementation	IL Funds - Transit	N/A	\$3,500,000	\$0	\$0	\$0	\$0	\$0	\$0	\$3,500,000
Implementation	RTA Sales Tax	5171, N/A	\$19,612,160	\$0	\$0	\$0	\$0	\$0	\$0	\$19,612,160
Implementation	Trans Credit - Transit	-	\$900,000	\$0	\$0	\$0	\$0	\$0	\$0	\$900,000
Total Implementation		-	\$38,334,383	\$0	\$0	\$0	\$0	\$0	\$0	\$38,334,383
Total Prior Costs		-	\$38,334,383	\$0	\$0	\$0	\$0	\$0	\$0	\$38,334,383
Total Toll Credit		-	\$900,000	\$0	\$0	\$0	\$0	\$0	\$0	\$900,000
Total Programmed		-	\$38,334,383	\$0	\$0	\$0	\$0	\$0	\$0	\$38,334,383

Current Change Reason:	Schedule / Funding / Scope- Update Add, delete, or change fund sources
------------------------	--

Project Changes:	Plan Revision Name changed from "26-00 (Adoption)" to "26-02 (Formal)"
Funding Changes:	FTA 5307 Urban Formula
Funding Changes:	+ Increase funds in FY 2026 in IMP from \$0 to \$400,000
Funding Changes:	FTA 5337 Good Repair
Funding Changes:	+ Increase funds in FY 2026 in IMP from \$0 to \$1,500,000
Federal Project Cost:	Increased from \$15,222,223 to \$17,122,223 (12.48%)
Total Project Cost:	Increased from \$38,334,383 to \$40,234,383 (4.96%)

18-17-0006 - Storage Equipment

Storage Equipment for use in store houses - 5169, 5307

TIP Document:	26-02 (Formal)
Project Type:	Transit Support Facilities
Air Quality:	Not Required
Open to Traffic Year:	2027
Lead Agency:	Metra
Lead Contact:	-
Project Website:	-
County:	Regionwide
Municipality:	Regionwide
Major CMAP Programs:	-

Phase	Fund Source	F. Section ID	Prior	FY2026	FY2027	FY2028	FY2029	FY2030	Future	Total
Implementation	FTA 5307 Urban Formula	N/A, 5169, 5374	\$1,700,000	\$0	\$0	\$250,000	\$0	\$0	\$0	\$1,950,000
Implementation	FTA 5337 Good Repair	N/A	\$1,430,000	\$550,000	\$0	\$0	\$0	\$0	\$0	\$1,980,000
Implementation	Trans Credit - Transit	-	\$386,000	\$110,000	\$0	\$50,000	\$0	\$0	\$0	\$546,000
Total Implementation		-	\$3,130,000	\$550,000	\$0	\$250,000	\$0	\$0	\$0	\$3,930,000
Total Prior Costs		-	\$3,130,000	\$0	\$0	\$0	\$0	\$0	\$0	\$3,130,000
Total Toll Credit		-	\$386,000	\$110,000	\$0	\$50,000	\$0	\$0	\$0	\$546,000
Total Programmed		-	\$3,130,000	\$550,000	\$0	\$250,000	\$0	\$0	\$0	\$3,930,000

Previously Approved Amendment 18-17-0006 - Storage Equipment

Storage Equipment for use in store houses - 5169, 5307

TIP Document:	26-00 (Adoption)
Project Type:	Transit Support Facilities
Air Quality:	-
Open to Traffic Year:	-
Lead Agency:	Metra
Lead Contact:	-
Project Website:	-
County:	Regionwide
Municipality:	Regionwide
Major CMAP Programs:	-

Phase	Fund Source	F. Section ID	Prior	FY2026	FY2027	FY2028	FY2029	FY2030	Future	Total
Implementation	FTA 5307 Urban Formula	N/A, 5169, 5374	\$1,700,000	\$0	\$0	\$250,000	\$0	\$0	\$0	\$1,950,000
Implementation	FTA 5337 Good Repair	N/A	\$1,430,000	\$0	\$0	\$0	\$0	\$0	\$0	\$1,430,000
Implementation	Trans Credit - Transit	-	\$386,000	\$0	\$0	\$50,000	\$0	\$0	\$0	\$436,000
Total Implementation		-	\$3,130,000	\$0	\$0	\$250,000	\$0	\$0	\$0	\$3,380,000
Total Prior Costs		-	\$3,130,000	\$0	\$0	\$0	\$0	\$0	\$0	\$3,130,000
Total Toll Credit		-	\$386,000	\$0	\$0	\$50,000	\$0	\$0	\$0	\$436,000
Total Programmed		-	\$3,130,000	\$0	\$0	\$250,000	\$0	\$0	\$0	\$3,380,000

Current Change Reason:	Schedule / Funding / Scope- Update Add, delete, or change fund sources
Project Changes:	Plan Revision Name changed from "26-00 (Adoption)" to "26-02 (Formal)"
Funding Changes:	FTA 5337 Good Repair
Funding Changes:	+ Increase funds in FY 2026 in IMP from \$0 to \$300,000
Funding Changes:	+ Increase funds in FY 2026 in IMP from \$0 to \$250,000

Federal Project Cost:	Increased from \$3,380,000 to \$3,930,000 (16.27%)
Total Project Cost:	Increased from \$3,380,000 to \$3,930,000 (16.27%)

18-17-0007 - Engineering Asset Management

Engineering Asset Management 5195, Enterprise Asset Management System 5672

TIP Document:	26-02 (Formal)
Project Type:	Other Transit
Air Quality:	Not Required
Open to Traffic Year:	2027
Lead Agency:	Metra
Lead Contact:	-
Project Website:	-
County:	Regionwide
Municipality:	Regionwide
Major CMAP Programs:	-

Phase	Fund Source	F. Section ID	Prior	FY2026	FY2027	FY2028	FY2029	FY2030	Future	Total
Implementation	FTA 5307 Urban Formula	5195, N/A	\$9,300,000	\$0	\$0	\$0	\$0	\$0	\$0	\$9,300,000
Implementation	RTA Sales Tax	N/A	\$5,757,000	\$0	\$0	\$0	\$0	\$0	\$0	\$5,757,000
Implementation	Trans Credit - Transit	-	\$650,000	\$0	\$0	\$0	\$0	\$0	\$0	\$650,000
Total Implementation		-	\$15,057,000	\$0	\$0	\$0	\$0	\$0	\$0	\$15,057,000
Total Prior Costs		-	\$15,057,000	\$0	\$0	\$0	\$0	\$0	\$0	\$15,057,000
Total Toll Credit		-	\$650,000	\$0	\$0	\$0	\$0	\$0	\$0	\$650,000
Total Programmed		-	\$15,057,000	\$0	\$0	\$0	\$0	\$0	\$0	\$15,057,000

Previously Approved Amendment 18-17-0007 - Engineering Asset Management

Engineering Asset Management 5195, Enterprise Asset Management System 5672

TIP Document:	26-00 (Adoption)
Project Type:	Other Transit
Air Quality:	-
Open to Traffic Year:	-
Lead Agency:	Metra
Lead Contact:	-
Project Website:	-
County:	Regionwide
Municipality:	Regionwide
Major CMAP Programs:	-

Phase	Fund Source	F. Section ID	Prior	FY2026	FY2027	FY2028	FY2029	FY2030	Future	Total
Implementation	FTA 5307 Urban Formula	5195, N/A	\$9,300,000	\$0	\$0	\$0	\$0	\$0	\$0	\$9,300,000
Implementation	RTA Sales Tax	N/A	\$5,757,000	\$4,967,815	\$0	\$0	\$0	\$0	\$0	\$10,724,815
Implementation	Trans Credit - Transit	-	\$650,000	\$0	\$0	\$0	\$0	\$0	\$0	\$650,000
Total Implementation		-	\$15,057,000	\$4,967,815	\$0	\$0	\$0	\$0	\$0	\$20,024,815
Total Prior Costs		-	\$15,057,000	\$0	\$0	\$0	\$0	\$0	\$0	\$15,057,000
Total Toll Credit		-	\$650,000	\$0	\$0	\$0	\$0	\$0	\$0	\$650,000
Total Programmed		-	\$15,057,000	\$4,967,815	\$0	\$0	\$0	\$0	\$0	\$20,024,815

Current Change Reason:	Schedule / Funding / Scope- Update Add, delete, or change fund sources
Project Changes:	Plan Revision Name changed from "26-00 (Adoption)" to "26-02 (Formal)"
Funding Changes:	RTA Sales Tax
Funding Changes:	- Decrease funds in FY 2026 in IMP from \$4,967,815 to \$0
Federal Project Cost:	Stays the same \$9,300,000

Total Project Cost:	Decreased from \$20,024,815 to \$15,057,000 (-24.81%)
---------------------	---

18-17-0008 - Undercutting & Surfacing

Undercutting and Surfacing - 5122, 5123, 5124, 5125, 5126, 5222, 5223, 5224, 5225, 5226, 5421, 5422, 5423, 5521, 5522, 5523, 5524, 5621, 5622, 5623, 5624, 5722, 5723, 5724

TIP Document:	26-02 (Formal)
Project Type:	Guideway Improvements
Air Quality:	Not Required
Open to Traffic Year:	2027
Lead Agency:	Metra
Lead Contact:	-
Project Website:	-
County:	Regionwide
Municipality:	Regionwide
Major CMAP Programs:	-

Phase	Fund Source	F. Section ID	Prior	FY2026	FY2027	FY2028	FY2029	FY2030	Future	Total
Implementation	FTA 5307 Urban Formula	5324, N/A, 5524	\$2,750,000	\$0	\$0	\$0	\$3,400,000	\$0	\$0	\$6,150,000
Implementation	FTA 5337 Good Repair	N/A, 5125, 5323, 5422, 5126, 5123, 5224, 5122, 5521, 5523, 5322, 5321, 5225, 5124, 5423, 5421, 5222, 5522	\$20,620,000	\$250,000	\$2,700,000	\$1,000,000	\$0	\$0	\$0	\$24,570,000
Implementation	Trans Credit - Transit	-	\$2,654,000	\$50,000	\$540,000	\$200,000	\$680,000	\$0	\$0	\$4,124,000
Total Implementation		-	\$23,370,000	\$250,000	\$2,700,000	\$1,000,000	\$3,400,000	\$0	\$0	\$30,720,000
Total Prior Costs		-	\$23,370,000	\$0	\$0	\$0	\$0	\$0	\$0	\$23,370,000
Total Toll Credit		-	\$2,654,000	\$50,000	\$540,000	\$200,000	\$680,000	\$0	\$0	\$4,124,000
Total Programmed		-	\$23,370,000	\$250,000	\$2,700,000	\$1,000,000	\$3,400,000	\$0	\$0	\$30,720,000

Previously Approved Amendment 18-17-0008 - Undercutting & Surfacing

Undercutting and Surfacing - 5122, 5123, 5124, 5125, 5126, 5222, 5223, 5224, 5225, 5226, 5421, 5422, 5423, 5521, 5522, 5523, 5524, 5621, 5622, 5623, 5624, 5722, 5723, 5724

TIP Document:	26-00 (Adoption)
Project Type:	Guideway Improvements
Air Quality:	-
Open to Traffic Year:	-
Lead Agency:	Metra
Lead Contact:	-
Project Website:	-
County:	Regionwide
Municipality:	Regionwide
Major CMAP Programs:	-

Phase	Fund Source	F. Section ID	Prior	FY2026	FY2027	FY2028	FY2029	FY2030	Future	Total
Implementation	FTA 5307 Urban Formula	N/A, 5324, 5524	\$2,750,000	\$0	\$0	\$0	\$3,400,000	\$0	\$0	\$6,150,000
Implementation	FTA 5337 Good Repair	N/A, 5421, 5323, 5422, 5225, 5123, 5522, 5423, 5521, 5124, 5122, 5126, 5125, 5321, 5523, 5222, 5322, 5224	\$20,620,000	\$2,760,000	\$2,700,000	\$1,000,000	\$0	\$0	\$0	\$27,080,000
Implementation	Trans Credit - Transit	-	\$2,654,000	\$552,000	\$540,000	\$200,000	\$680,000	\$0	\$0	\$4,626,000
Total Implementation		-	\$23,370,000	\$2,760,000	\$2,700,000	\$1,000,000	\$3,400,000	\$0	\$0	\$33,230,000
Total Prior Costs		-	\$23,370,000	\$0	\$0	\$0	\$0	\$0	\$0	\$23,370,000
Total Toll Credit		-	\$2,654,000	\$552,000	\$540,000	\$200,000	\$680,000	\$0	\$0	\$4,626,000
Total Programmed		-	\$23,370,000	\$2,760,000	\$2,700,000	\$1,000,000	\$3,400,000	\$0	\$0	\$33,230,000

Current Change Reason:	Schedule / Funding / Scope- Update Add, delete, or change fund sources
Project Changes:	Plan Revision Name changed from "26-00 (Adoption)" to "26-02 (Formal)"
Funding Changes:	FTA 5337 Good Repair
Funding Changes:	- Decrease funds in FY 2026 in IMP from \$2,760,000 to \$250,000
Federal Project Cost:	Decreased from \$33,230,000 to \$30,720,000 (-7.55%)
Total Project Cost:	Decreased from \$33,230,000 to \$30,720,000 (-7.55%)

18-18-0001 - Metra Bike Parking Expansion

Installation of up to 20 bike racks at 17 Metra stations (340 new bike parking spaces), including eight stations within the City of Chicago and nine stations in suburban Cook, DuPage, and Kane Counties.

TIP Document:	26-02 (Formal)
Project Type:	Bicycle & Pedestrian
Air Quality:	Not Required
Open to Traffic Year:	2030
Lead Agency:	Metra
Lead Contact:	-
Project Website:	-
County:	Regionwide
Municipality:	Regionwide
Major CMAP Programs:	CMAQ

Phase	Fund Source	F. Section ID	Prior	FY2026	FY2027	FY2028	FY2029	FY2030	Future	Total
Implementation	CMAQ	-	\$306,000	\$0	\$0	\$0	\$0	\$0	\$0	\$306,000
Implementation	FTA 5337 Good Repair	-	\$0	\$335,000	\$0	\$0	\$0	\$0	\$0	\$335,000
Implementation	IL Funds - Transit	-	\$85,000	\$0	\$0	\$0	\$0	\$0	\$0	\$85,000
Implementation	Service Board Funds	-	\$76,500	\$0	\$0	\$0	\$0	\$0	\$0	\$76,500
Implementation	Trans Credit - Transit	-	\$0	\$67,000	\$0	\$0	\$0	\$0	\$0	\$67,000
Total Implementation		-	\$467,500	\$335,000	\$0	\$0	\$0	\$0	\$0	\$802,500
Total Prior Costs		-	\$467,500	\$0	\$0	\$0	\$0	\$0	\$0	\$467,500
Total Toll Credit		-	\$0	\$67,000	\$0	\$0	\$0	\$0	\$0	\$67,000
Total Programmed		-	\$467,500	\$335,000	\$0	\$0	\$0	\$0	\$0	\$802,500

Previously Approved Amendment 18-18-0001 - Metra Bike Parking Expansion

Installation of up to 20 bike racks at 17 Metra stations (340 new bike parking spaces), including eight stations within the City of Chicago and nine stations in suburban Cook, DuPage, and Kane Counties.

TIP Document:	26-00 (Adoption)
Project Type:	Bicycle & Pedestrian
Air Quality:	-
Open to Traffic Year:	-
Lead Agency:	Metra
Lead Contact:	-
Project Website:	-
County:	Regionwide
Municipality:	Regionwide
Major CMAP Programs:	-

Phase	Fund Source	F. Section ID	Prior	FY2026	FY2027	FY2028	FY2029	FY2030	Future	Total
Implementation	CMAQ	-	\$306,000	\$0	\$0	\$0	\$0	\$0	\$0	\$306,000
Implementation	IL Funds - Transit	-	\$85,000	\$0	\$0	\$0	\$0	\$0	\$0	\$85,000
Implementation	Service Board Funds	-	\$76,500	\$0	\$0	\$0	\$0	\$0	\$0	\$76,500
Total Implementation		-	\$467,500	\$0	\$0	\$0	\$0	\$0	\$0	\$467,500
Total Prior Costs		-	\$467,500	\$0	\$0	\$0	\$0	\$0	\$0	\$467,500
Total Programmed		-	\$467,500	\$0	\$0	\$0	\$0	\$0	\$0	\$467,500

Current Change Reason:	Schedule / Funding / Scope- Update Add, delete, or change fund sources
Project Changes:	Plan Revision Name changed from "26-00 (Adoption)" to "26-02 (Formal)"
Funding Changes:	FTA 5337 Good Repair

Funding Changes:	+ Increase funds in FY 2026 in IMP from \$0 to \$335,000
Federal Project Cost:	Increased from \$306,000 to \$641,000 (109.48%)
Total Project Cost:	Increased from \$467,500 to \$802,500 (71.66%)

18-18-0003 - Locomotive Rehabilitation (5204, 5205, 5406)

Locomotive Rehabilitation (5204, 5205, 5406)

TIP Document:	26-02 (Formal)
Project Type:	Transit Vehicles (Bus/Rail)
Air Quality:	Not Required
Open to Traffic Year:	2023
Lead Agency:	Metra
Lead Contact:	-
Project Website:	-
County:	Regionwide
Municipality:	Regionwide
Major CMAP Programs:	-

Phase	Fund Source	F. Section ID	Prior	FY2026	FY2027	FY2028	FY2029	FY2030	Future	Total
Implementation	FTA 5307 Urban Formula	5205, 5204	\$17,500,000	\$0	\$0	\$0	\$0	\$0	\$0	\$17,500,000
Implementation	FTA 5337 Good Repair	5205, N/A, 5204	\$37,810,000	\$0	\$0	\$0	\$0	\$0	\$0	\$37,810,000
Implementation	IL Funds - Transit	5204	\$4,600,000	\$0	\$0	\$0	\$0	\$0	\$0	\$4,600,000
Implementation	Rebuild Illinois	5406	\$19,000,000	\$0	\$0	\$0	\$0	\$0	\$0	\$19,000,000
Implementation	Trans Credit - Transit	-	\$1,855,000	\$0	\$0	\$0	\$0	\$0	\$0	\$1,855,000
Total Implementation		-	\$78,910,000	\$0	\$0	\$0	\$0	\$0	\$0	\$78,910,000
Total Prior Costs		-	\$78,910,000	\$0	\$0	\$0	\$0	\$0	\$0	\$78,910,000
Total Toll Credit		-	\$1,855,000	\$0	\$0	\$0	\$0	\$0	\$0	\$1,855,000
Total Programmed		-	\$78,910,000	\$0	\$0	\$0	\$0	\$0	\$0	\$78,910,000

Previously Approved Amendment 18-18-0003 - Locomotive Rehabilitation (5204, 5205, 5406)

Locomotive Rehabilitation (5204, 5205, 5406)

TIP Document:	26-00 (Adoption)
Project Type:	Transit Vehicles (Bus/Rail)
Air Quality:	-
Open to Traffic Year:	-
Lead Agency:	Metra
Lead Contact:	-
Project Website:	-
County:	Regionwide
Municipality:	Regionwide
Major CMAP Programs:	-

Phase	Fund Source	F. Section ID	Prior	FY2026	FY2027	FY2028	FY2029	FY2030	Future	Total
Implementation	FTA 5307 Urban Formula	5205, 5204	\$17,500,000	\$0	\$0	\$0	\$0	\$0	\$0	\$17,500,000
Implementation	FTA 5337 Good Repair	N/A, 5205, 5204	\$37,810,000	\$2,000,000	\$0	\$0	\$0	\$0	\$0	\$39,810,000
Implementation	IL Funds - Transit	5204	\$4,600,000	\$0	\$0	\$0	\$0	\$0	\$0	\$4,600,000
Implementation	Rebuild Illinois	5406	\$19,000,000	\$0	\$0	\$0	\$0	\$0	\$0	\$19,000,000
Implementation	Trans Credit - Transit	-	\$1,855,000	\$400,000	\$0	\$0	\$0	\$0	\$0	\$2,255,000
Total Implementation		-	\$78,910,000	\$2,000,000	\$0	\$0	\$0	\$0	\$0	\$80,910,000
Total Prior Costs		-	\$78,910,000	\$0	\$0	\$0	\$0	\$0	\$0	\$78,910,000
Total Toll Credit		-	\$1,855,000	\$400,000	\$0	\$0	\$0	\$0	\$0	\$2,255,000
Total Programmed		-	\$78,910,000	\$2,000,000	\$0	\$0	\$0	\$0	\$0	\$80,910,000

Current Change Reason:	Schedule / Funding / Scope- Update Add, delete, or change fund sources
------------------------	--

Project Changes:	Plan Revision Name changed from "26-00 (Adoption)" to "26-02 (Formal)"
Funding Changes:	FTA 5337 Good Repair
Funding Changes:	- Decrease funds in FY 2026 in IMP from \$2,000,000 to \$0
Federal Project Cost:	Decreased from \$57,310,000 to \$55,310,000 (-3.49%)
Total Project Cost:	Decreased from \$80,910,000 to \$78,910,000 (-2.47%)

18-18-0007 - Police Security Center

Police Security Center (5273)

TIP Document:	26-02 (Formal)
Project Type:	Transit Support Facilities
Air Quality:	Not Required
Open to Traffic Year:	TBD
Lead Agency:	Metra
Lead Contact:	-
Project Website:	-
County:	Regionwide
Municipality:	Regionwide
Major CMAP Programs:	-

Phase	Fund Source	F. Section ID	Prior	FY2026	FY2027	FY2028	FY2029	FY2030	Future	Total
Implementation	FTA 5307 Urban Formula	5273	\$500,000	\$0	\$0	\$0	\$0	\$0	\$0	\$500,000
Implementation	FTA 5337 Good Repair	-	\$0	\$500,000	\$0	\$0	\$0	\$0	\$0	\$500,000
Implementation	Trans Credit - Transit	-	\$100,000	\$100,000	\$0	\$0	\$0	\$0	\$0	\$200,000
Total Implementation		-	\$500,000	\$500,000	\$0	\$0	\$0	\$0	\$0	\$1,000,000
Total Prior Costs		-	\$500,000	\$0	\$0	\$0	\$0	\$0	\$0	\$500,000
Total Toll Credit		-	\$100,000	\$100,000	\$0	\$0	\$0	\$0	\$0	\$200,000
Total Programmed		-	\$500,000	\$500,000	\$0	\$0	\$0	\$0	\$0	\$1,000,000

Previously Approved Amendment 18-18-0007 - Police Security Center

Police Security Center (5273)

TIP Document:	26-00 (Adoption)
Project Type:	Transit Support Facilities
Air Quality:	-
Open to Traffic Year:	-
Lead Agency:	Metra
Lead Contact:	-
Project Website:	-
County:	Regionwide
Municipality:	Regionwide
Major CMAP Programs:	-

Phase	Fund Source	F. Section ID	Prior	FY2026	FY2027	FY2028	FY2029	FY2030	Future	Total
Implementation	FTA 5307 Urban Formula	5273	\$500,000	\$0	\$0	\$0	\$0	\$0	\$0	\$500,000
Implementation	Trans Credit - Transit	-	\$100,000	\$0	\$0	\$0	\$0	\$0	\$0	\$100,000
Total Implementation		-	\$500,000	\$0	\$0	\$0	\$0	\$0	\$0	\$500,000
Total Prior Costs		-	\$500,000	\$0	\$0	\$0	\$0	\$0	\$0	\$500,000
Total Toll Credit		-	\$100,000	\$0	\$0	\$0	\$0	\$0	\$0	\$100,000
Total Programmed		-	\$500,000	\$0	\$0	\$0	\$0	\$0	\$0	\$500,000

Current Change Reason:	Schedule / Funding / Scope- Update Add, delete, or change fund sources
Project Changes:	Plan Revision Name changed from "26-00 (Adoption)" to "26-02 (Formal)"
Funding Changes:	FTA 5337 Good Repair
Funding Changes:	+ Increase funds in FY 2026 in IMP from \$0 to \$500,000
Federal Project Cost:	Increased from \$500,000 to \$1,000,000 (100%)

Total Project Cost:	Increased from \$500,000 to \$1,000,000 (100%)
---------------------	--

18-19-0006 - Repower of 21 F59PHI Locomotives

Twenty one F59 PHI locomotives with a Tier 0+ 3000 HP EMD 710G3B-EC prime mover and a Tier 2 C27 600 kW head end power generator set will be repowered to a Tier 3 EMD 710G3B-EC prime mover and a Tier 4i C15 or C18 600 kW head end power generator set. 2023 CMAQ Funding for 12 locomotives

TIP Document:	26-02 (Formal)
Project Type:	Transit Vehicles (Bus/Rail)
Air Quality:	-
Open to Traffic Year:	2027
Lead Agency:	Metra
Lead Contact:	-
Project Website:	-
County:	Regionwide
Municipality:	Regionwide
Major CMAP Programs:	CMAQ

Phase	Fund Source	F. Section ID	Prior	FY2026	FY2027	FY2028	FY2029	FY2030	Future	Total
Implementation	CMAQ	5306	\$28,800,000	\$0	\$0	\$0	\$0	\$0	\$0	\$28,800,000
Implementation	FTA 5307 Urban Formula	N/A	\$4,500,000	\$0	\$0	\$0	\$0	\$0	\$0	\$4,500,000
Implementation	FTA 5337 Good Repair	N/A	\$8,550,000	\$0	\$0	\$0	\$0	\$0	\$0	\$8,550,000
Implementation	Local Funds	5306	\$7,200,000	\$0	\$0	\$0	\$0	\$0	\$0	\$7,200,000
Implementation	Rebuild Illinois	5306	\$20,000,000	\$0	\$0	\$0	\$0	\$0	\$0	\$20,000,000
Implementation	TBD	N/A	\$0	\$0	\$0	\$0	\$0	\$0	\$27,000,000	\$27,000,000
Implementation	Trans Credit - Transit	-	\$2,610,000	\$0	\$0	\$0	\$0	\$0	\$0	\$2,610,000
Total Implementation		-	\$69,050,000	\$0	\$0	\$0	\$0	\$0	\$27,000,000	\$96,050,000
Total Prior Costs		-	\$69,050,000	\$0	\$0	\$0	\$0	\$0	\$0	\$69,050,000
Total Future Costs		-	\$0	\$0	\$0	\$0	\$0	\$0	\$27,000,000	\$27,000,000
Total Toll Credit		-	\$2,610,000	\$0	\$0	\$0	\$0	\$0	\$0	\$2,610,000
Total Programmed		-	\$69,050,000	\$0	\$0	\$0	\$0	\$0	\$27,000,000	\$96,050,000

Previously Approved Amendment 18-19-0006 - Repower of 21 F59PHI Locomotives

Twenty one F59 PHI locomotives with a Tier 0+ 3000 HP EMD 710G3B-EC prime mover and a Tier 2 C27 600 kW head end power generator set will be repowered to a Tier 3 EMD 710G3B-EC prime mover and a Tier 4i C15 or C18 600 kW head end power generator set. 2023 CMAQ Funding for 12 locomotives

TIP Document:	26-00 (Adoption)
Project Type:	Transit Vehicles (Bus/Rail)
Air Quality:	-
Open to Traffic Year:	-
Lead Agency:	Metra
Lead Contact:	-
Project Website:	-
County:	Regionwide
Municipality:	Regionwide
Major CMAP Programs:	-

Phase	Fund Source	F. Section ID	Prior	FY2026	FY2027	FY2028	FY2029	FY2030	Future	Total
Implementation	CMAQ	5306	\$28,800,000	\$0	\$0	\$0	\$0	\$0	\$0	\$28,800,000
Implementation	FTA 5307 Urban Formula	N/A	\$4,500,000	\$2,500,000	\$0	\$0	\$0	\$0	\$0	\$7,000,000
Implementation	FTA 5337 Good Repair	N/A	\$8,550,000	\$0	\$0	\$0	\$0	\$0	\$0	\$8,550,000
Implementation	Local Funds	5306	\$7,200,000	\$0	\$0	\$0	\$0	\$0	\$0	\$7,200,000
Implementation	Rebuild Illinois	5306	\$20,000,000	\$0	\$0	\$0	\$0	\$0	\$0	\$20,000,000
Implementation	TBD	N/A	\$0	\$0	\$0	\$0	\$0	\$0	\$27,000,000	\$27,000,000

Phase	Fund Source	F. Section ID	Prior	FY2026	FY2027	FY2028	FY2029	FY2030	Future	Total
Implementation	Trans Credit - Transit	-	\$2,610,000	\$500,000	\$0	\$0	\$0	\$0	\$0	\$3,110,000
Total Implementation		-	\$69,050,000	\$2,500,000	\$0	\$0	\$0	\$0	\$27,000,000	\$98,550,000
Total Prior Costs		-	\$69,050,000	\$0	\$0	\$0	\$0	\$0	\$0	\$69,050,000
Total Future Costs		-	\$0	\$0	\$0	\$0	\$0	\$0	\$27,000,000	\$27,000,000
Total Toll Credit		-	\$2,610,000	\$500,000	\$0	\$0	\$0	\$0	\$0	\$3,110,000
Total Programmed		-	\$69,050,000	\$2,500,000	\$0	\$0	\$0	\$0	\$27,000,000	\$98,550,000

Current Change Reason:	Schedule / Funding / Scope- Update Add, delete, or change fund sources
Project Changes:	Plan Revision Name changed from "26-00 (Adoption)" to "26-02 (Formal)"
Funding Changes:	FTA 5307 Urban Formula
Funding Changes:	- Decrease funds in FY 2026 in IMP from \$2,500,000 to \$0
Federal Project Cost:	Decreased from \$44,350,000 to \$41,850,000 (-5.64%)
Total Project Cost:	Decreased from \$98,550,000 to \$96,050,000 (-2.54%)

18-20-0010 - Central Warehousing

Central Warehousing 5453

TIP Document:	26-02 (Formal)
Project Type:	Other Transit
Air Quality:	Not Required
Open to Traffic Year:	2027
Lead Agency:	Metra
Lead Contact:	-
Project Website:	-
County:	Regionwide
Municipality:	Regionwide
Major CMAP Programs:	-

Phase	Fund Source	F. Section ID	Prior	FY2026	FY2027	FY2028	FY2029	FY2030	Future	Total
Implementation	FTA 5307 Urban Formula	N/A, 5453	\$6,700,000	\$0	\$0	\$0	\$0	\$0	\$0	\$6,700,000
Implementation	FTA 5337 Good Repair	N/A	\$1,000,000	\$0	\$0	\$0	\$0	\$0	\$0	\$1,000,000
Implementation	Rebuild Illinois	5453	\$10,000,000	\$0	\$0	\$0	\$0	\$0	\$0	\$10,000,000
Implementation	Trans Credit - Transit	-	\$1,140,000	\$0	\$0	\$0	\$0	\$0	\$0	\$1,140,000
Total Implementation		-	\$17,700,000	\$0	\$0	\$0	\$0	\$0	\$0	\$17,700,000
Total Prior Costs		-	\$17,700,000	\$0	\$0	\$0	\$0	\$0	\$0	\$17,700,000
Total Toll Credit		-	\$1,140,000	\$0	\$0	\$0	\$0	\$0	\$0	\$1,140,000
Total Programmed		-	\$17,700,000	\$0	\$0	\$0	\$0	\$0	\$0	\$17,700,000

Previously Approved Amendment 18-20-0010 - Central Warehousing

Central Warehousing 5453

TIP Document:	26-00 (Adoption)
Project Type:	Other Transit
Air Quality:	-
Open to Traffic Year:	-
Lead Agency:	Metra
Lead Contact:	-
Project Website:	-
County:	Regionwide
Municipality:	Regionwide
Major CMAP Programs:	-

Phase	Fund Source	F. Section ID	Prior	FY2026	FY2027	FY2028	FY2029	FY2030	Future	Total
Implementation	FTA 5307 Urban Formula	5453, N/A	\$6,700,000	\$8,295,000	\$0	\$0	\$0	\$0	\$0	\$14,995,000
Implementation	FTA 5337 Good Repair	N/A	\$1,000,000	\$1,480,000	\$0	\$0	\$0	\$0	\$0	\$2,480,000
Implementation	Rebuild Illinois	5453	\$10,000,000	\$0	\$0	\$0	\$0	\$0	\$0	\$10,000,000
Implementation	Trans Credit - Transit	-	\$1,140,000	\$1,955,000	\$0	\$0	\$0	\$0	\$0	\$3,095,000
Total Implementation		-	\$17,700,000	\$9,775,000	\$0	\$0	\$0	\$0	\$0	\$27,475,000
Total Prior Costs		-	\$17,700,000	\$0	\$0	\$0	\$0	\$0	\$0	\$17,700,000
Total Toll Credit		-	\$1,140,000	\$1,955,000	\$0	\$0	\$0	\$0	\$0	\$3,095,000
Total Programmed		-	\$17,700,000	\$9,775,000	\$0	\$0	\$0	\$0	\$0	\$27,475,000

Current Change Reason:	Schedule / Funding / Scope- Update Add, delete, or change fund sources
Project Changes:	Plan Revision Name changed from "26-00 (Adoption)" to "26-02 (Formal)"
Funding Changes:	FTA 5307 Urban Formula

Funding Changes:	- Decrease funds in FY 2026 in IMP from \$8,295,000 to \$0
Funding Changes:	FTA 5337 Good Repair
Funding Changes:	- Decrease funds in FY 2026 in IMP from \$1,480,000 to \$0
Federal Project Cost:	Decreased from \$17,475,000 to \$7,700,000 (-55.94%)
Total Project Cost:	Decreased from \$27,475,000 to \$17,700,000 (-35.58%)

18-21-0001 - PTC Renewal of on-board and wayside equipment

PTC Renewal of on-board and wayside equipment 5505, 5651

TIP Document:	26-02 (Formal)
Project Type:	Transit Vehicles (Bus/Rail)
Air Quality:	Not Required
Open to Traffic Year:	2029
Lead Agency:	Metra
Lead Contact:	-
Project Website:	-
County:	Regionwide
Municipality:	Regionwide
Major CMAP Programs:	-

Phase	Fund Source	F. Section ID	Prior	FY2026	FY2027	FY2028	FY2029	FY2030	Future	Total
Implementation	FTA 5307 Urban Formula	N/A, 5505	\$4,640,860	\$0	\$500,000	\$500,000	\$500,000	\$0	\$0	\$6,140,860
Implementation	FTA 5337 Good Repair	N/A	\$9,190,000	\$500,000	\$0	\$0	\$0	\$0	\$0	\$9,690,000
Implementation	IL Funds - Transit	N/A	\$1,750,000	\$0	\$0	\$0	\$0	\$0	\$0	\$1,750,000
Implementation	Trans Credit - Transit	-	\$2,566,172	\$100,000	\$100,000	\$100,000	\$100,000	\$0	\$0	\$2,966,172
Total Implementation		-	\$15,580,860	\$500,000	\$500,000	\$500,000	\$500,000	\$0	\$0	\$17,580,860
Total Prior Costs		-	\$15,580,860	\$0	\$0	\$0	\$0	\$0	\$0	\$15,580,860
Total Toll Credit		-	\$2,566,172	\$100,000	\$100,000	\$100,000	\$100,000	\$0	\$0	\$2,966,172
Total Programmed		-	\$15,580,860	\$500,000	\$500,000	\$500,000	\$500,000	\$0	\$0	\$17,580,860

Previously Approved Amendment 18-21-0001 - PTC Renewal of on-board and wayside equipment

PTC Renewal of on-board and wayside equipment 5505, 5651

TIP Document:	26-00 (Adoption)
Project Type:	Transit Vehicles (Bus/Rail)
Air Quality:	-
Open to Traffic Year:	-
Lead Agency:	Metra
Lead Contact:	-
Project Website:	-
County:	Regionwide
Municipality:	Regionwide
Major CMAP Programs:	-

Phase	Fund Source	F. Section ID	Prior	FY2026	FY2027	FY2028	FY2029	FY2030	Future	Total
Implementation	FTA 5307 Urban Formula	N/A, 5505	\$4,640,860	\$3,500,000	\$500,000	\$500,000	\$500,000	\$0	\$0	\$9,640,860
Implementation	FTA 5337 Good Repair	N/A	\$9,190,000	\$1,125,000	\$0	\$0	\$0	\$0	\$0	\$10,315,000
Implementation	IL Funds - Transit	N/A	\$1,750,000	\$0	\$0	\$0	\$0	\$0	\$0	\$1,750,000
Implementation	Trans Credit - Transit	-	\$2,566,172	\$925,000	\$100,000	\$100,000	\$100,000	\$0	\$0	\$3,791,172
Total Implementation		-	\$15,580,860	\$4,625,000	\$500,000	\$500,000	\$500,000	\$0	\$0	\$21,705,860
Total Prior Costs		-	\$15,580,860	\$0	\$0	\$0	\$0	\$0	\$0	\$15,580,860
Total Toll Credit		-	\$2,566,172	\$925,000	\$100,000	\$100,000	\$100,000	\$0	\$0	\$3,791,172
Total Programmed		-	\$15,580,860	\$4,625,000	\$500,000	\$500,000	\$500,000	\$0	\$0	\$21,705,860

Current Change Reason:	Schedule / Funding / Scope- Update Add, delete, or change fund sources
Project Changes:	Plan Revision Name changed from "26-00 (Adoption)" to "26-02 (Formal)"
Funding Changes:	FTA 5307 Urban Formula

Funding Changes:	- Decrease funds in FY 2028 in IMP from \$3,000,000 to \$500,000
Funding Changes:	- Decrease funds in FY 2028 in IMP from \$500,000 to \$0
Funding Changes:	- Decrease funds in FY 2029 in IMP from \$500,000 to \$0
Funding Changes:	FTA 5337 Good Repair
Funding Changes:	- Decrease funds in FY 2026 in IMP from \$1,125,000 to \$500,000
Federal Project Cost:	Decreased from \$19,955,860 to \$15,830,860 (-20.67%)
Total Project Cost:	Decreased from \$21,705,860 to \$17,580,860 (-19.00%)

18-21-0004 - Systemwide Cameras at Grade Crossings and Stations

Systemwide Cameras at grade crossings and stations 5559

TIP Document:	26-02 (Formal)
Project Type:	Other Transit
Air Quality:	Not Required
Open to Traffic Year:	2024
Lead Agency:	Metra
Lead Contact:	-
Project Website:	-
County:	Regionwide
Municipality:	Regionwide
Major CMAP Programs:	Constrained

Phase	Fund Source	F. Section ID	Prior	FY2026	FY2027	FY2028	FY2029	FY2030	Future	Total
Implementation	FTA 5307 Urban Formula	5559	\$1,000,000	\$1,500,000	\$0	\$0	\$0	\$0	\$0	\$2,500,000
Implementation	FTA 5337 Good Repair	-	\$1,340,000	\$0	\$0	\$0	\$0	\$0	\$0	\$1,340,000
Implementation	IL Funds - Transit	-	\$2,450,000	\$0	\$0	\$0	\$0	\$0	\$0	\$2,450,000
Implementation	Trans Credit - Transit	-	\$348,000	\$300,000	\$0	\$0	\$0	\$0	\$0	\$648,000
Total Implementation		-	\$4,790,000	\$1,500,000	\$0	\$0	\$0	\$0	\$0	\$6,290,000
Total Prior Costs		-	\$4,790,000	\$0	\$0	\$0	\$0	\$0	\$0	\$4,790,000
Total Toll Credit		-	\$348,000	\$300,000	\$0	\$0	\$0	\$0	\$0	\$648,000
Total Programmed		-	\$4,790,000	\$1,500,000	\$0	\$0	\$0	\$0	\$0	\$6,290,000

Previously Approved Amendment 18-21-0004 - Systemwide Cameras at Grade Crossings and Stations

Systemwide Cameras at grade crossings and stations 5559

TIP Document:	26-00 (Adoption)
Project Type:	Other Transit
Air Quality:	-
Open to Traffic Year:	-
Lead Agency:	Metra
Lead Contact:	-
Project Website:	-
County:	Regionwide
Municipality:	Regionwide
Major CMAP Programs:	-

Phase	Fund Source	F. Section ID	Prior	FY2026	FY2027	FY2028	FY2029	FY2030	Future	Total
Implementation	FTA 5307 Urban Formula	5559	\$1,000,000	\$550,000	\$0	\$0	\$0	\$0	\$0	\$1,550,000
Implementation	FTA 5337 Good Repair	-	\$1,340,000	\$0	\$0	\$0	\$0	\$0	\$0	\$1,340,000
Implementation	IL Funds - Transit	-	\$2,450,000	\$0	\$0	\$0	\$0	\$0	\$0	\$2,450,000
Implementation	Trans Credit - Transit	-	\$348,000	\$110,000	\$0	\$0	\$0	\$0	\$0	\$458,000
Total Implementation		-	\$4,790,000	\$550,000	\$0	\$0	\$0	\$0	\$0	\$5,340,000
Total Prior Costs		-	\$4,790,000	\$0	\$0	\$0	\$0	\$0	\$0	\$4,790,000
Total Toll Credit		-	\$348,000	\$110,000	\$0	\$0	\$0	\$0	\$0	\$458,000
Total Programmed		-	\$4,790,000	\$550,000	\$0	\$0	\$0	\$0	\$0	\$5,340,000

Current Change Reason:	Schedule / Funding / Scope- Update Add, delete, or change fund sources
Project Changes:	Plan Revision Name changed from "26-00 (Adoption)" to "26-02 (Formal)"
Funding Changes:	FTA 5307 Urban Formula

Funding Changes:	+ Increase funds in FY 2026 in IMP from \$550,000 to \$1,500,000
Federal Project Cost:	Increased from \$2,890,000 to \$3,840,000 (32.87%)
Total Project Cost:	Increased from \$5,340,000 to \$6,290,000 (17.79%)

18-25-0002 - Station Improvements - MED

Station Improvements along MED line (115th Street/Kensington, Riverdale, Matteson, West Pullman, Van Buren Street, Olympia Fields)

TIP Document:	26-02 (Formal)
Project Type:	Transit Station/Stop Improvements
Air Quality:	-
Open to Traffic Year:	2030
Lead Agency:	Metra
Lead Contact:	-
Project Website:	-
County:	Cook, Will
Municipality:	Chicago, Matteson, Olympia Fields, Riverdale
Major CMAP Programs:	-

Phase	Fund Source	F. Section ID	Prior	FY2026	FY2027	FY2028	FY2029	FY2030	Future	Total
Implementation	FTA 5307 Urban Formula	FFY 2024 Carry Over	\$3,400,000	\$11,275,000	\$0	\$0	\$0	\$0	\$0	\$14,675,000
Implementation	FTA 5337 Good Repair	N/A	\$9,800,000	\$0	\$0	\$9,000,000	\$0	\$0	\$0	\$18,800,000
Implementation	IL Funds - Transit	N/A	\$2,500,000	\$8,000,000	\$11,640,000	\$0	\$0	\$0	\$0	\$22,140,000
Implementation	Trans Credit - Transit	-	\$2,640,000	\$2,255,000	\$0	\$1,800,000	\$0	\$0	\$0	\$6,695,000
Total Implementation		-	\$15,700,000	\$19,275,000	\$11,640,000	\$9,000,000	\$0	\$0	\$0	\$55,615,000
Total Prior Costs		-	\$15,700,000	\$0	\$0	\$0	\$0	\$0	\$0	\$15,700,000
Total Toll Credit		-	\$2,640,000	\$2,255,000	\$0	\$1,800,000	\$0	\$0	\$0	\$6,695,000
Total Programmed		-	\$15,700,000	\$19,275,000	\$11,640,000	\$9,000,000	\$0	\$0	\$0	\$55,615,000

Previously Approved Amendment 18-25-0002 - Station Improvements - MED

Station Improvements along MED line (115th Street/Kensington, Riverdale, Matteson, West Pullman, Van Buren Street, Olympia Fields)

TIP Document:	26-00 (Adoption)
Project Type:	Transit Station/Stop Improvements
Air Quality:	-
Open to Traffic Year:	-
Lead Agency:	Metra
Lead Contact:	-
Project Website:	-
County:	Cook, Will
Municipality:	Chicago, Matteson, Olympia Fields, Riverdale
Major CMAP Programs:	-

Phase	Fund Source	F. Section ID	Prior	FY2026	FY2027	FY2028	FY2029	FY2030	Future	Total
Implementation	FTA 5307 Urban Formula	FFY 2024 Carry Over	\$3,400,000	\$0	\$0	\$0	\$0	\$0	\$0	\$3,400,000
Implementation	FTA 5337 Good Repair	N/A	\$9,800,000	\$0	\$0	\$9,000,000	\$0	\$0	\$0	\$18,800,000
Implementation	IL Funds - Transit	N/A	\$2,500,000	\$6,360,000	\$11,640,000	\$0	\$0	\$0	\$0	\$20,500,000
Implementation	Trans Credit - Transit	-	\$2,640,000	\$0	\$0	\$1,800,000	\$0	\$0	\$0	\$4,440,000
Total Implementation		-	\$15,700,000	\$6,360,000	\$11,640,000	\$9,000,000	\$0	\$0	\$0	\$42,700,000
Total Prior Costs		-	\$15,700,000	\$0	\$0	\$0	\$0	\$0	\$0	\$15,700,000
Total Toll Credit		-	\$2,640,000	\$0	\$0	\$1,800,000	\$0	\$0	\$0	\$4,440,000
Total Programmed		-	\$15,700,000	\$6,360,000	\$11,640,000	\$9,000,000	\$0	\$0	\$0	\$42,700,000

Current Change Reason:	Schedule / Funding / Scope- Update Add, delete, or change fund sources
Project Changes:	Plan Revision Name changed from "26-00 (Adoption)" to "26-02 (Formal)"
Funding Changes:	FTA 5307 Urban Formula

Funding Changes:	+ Increase funds in FY 2026 in IMP from \$0 to \$11,275,000
Funding Changes:	IL Funds - Transit
Funding Changes:	+ Increase funds in FY 2027 in IMP from \$6,360,000 to \$11,640,000
Funding Changes:	- Decrease funds in FY 2026 in IMP from \$11,640,000 to \$8,000,000
Federal Project Cost:	Increased from \$22,200,000 to \$33,475,000 (50.79%)
Total Project Cost:	Increased from \$42,700,000 to \$55,615,000 (30.25%)

18-25-0003 - Station Improvements - MWD

Station Improvements along MWD lines (Edgebrook, Forest Glen, O'Hare)

TIP Document:	26-02 (Formal)
Project Type:	Transit Station/Stop Improvements
Air Quality:	Not Required
Open to Traffic Year:	2030
Lead Agency:	Metra
Lead Contact:	-
Project Website:	-
County:	Cook, DuPage, Lake, McHenry
Municipality:	Chicago
Major CMAP Programs:	-

Phase	Fund Source	F. Section ID	Prior	FY2026	FY2027	FY2028	FY2029	FY2030	Future	Total
Implementation	FTA 5337 Good Repair	-	\$1,390,000	\$400,000	\$0	\$0	\$0	\$0	\$0	\$1,790,000
Implementation	IL Funds - Transit	-	\$587,500	\$0	\$0	\$0	\$0	\$0	\$0	\$587,500
Implementation	Trans Credit - Transit	-	\$278,000	\$80,000	\$0	\$0	\$0	\$0	\$0	\$358,000
Total Implementation		-	\$1,977,500	\$400,000	\$0	\$0	\$0	\$0	\$0	\$2,377,500
Total Prior Costs		-	\$1,977,500	\$0	\$0	\$0	\$0	\$0	\$0	\$1,977,500
Total Toll Credit		-	\$278,000	\$80,000	\$0	\$0	\$0	\$0	\$0	\$358,000
Total Programmed		-	\$1,977,500	\$400,000	\$0	\$0	\$0	\$0	\$0	\$2,377,500

Previously Approved Amendment 18-25-0003 - Station Improvements - MWD

Station Improvements along MWD lines (Edgebrook, Forest Glen, O'Hare)

TIP Document:	26-00 (Adoption)
Project Type:	Transit Station/Stop Improvements
Air Quality:	-
Open to Traffic Year:	-
Lead Agency:	Metra
Lead Contact:	-
Project Website:	-
County:	Cook, DuPage, Lake, McHenry
Municipality:	Chicago
Major CMAP Programs:	-

Phase	Fund Source	F. Section ID	Prior	FY2026	FY2027	FY2028	FY2029	FY2030	Future	Total
Implementation	FTA 5337 Good Repair	-	\$1,390,000	\$0	\$0	\$0	\$0	\$0	\$0	\$1,390,000
Implementation	IL Funds - Transit	-	\$587,500	\$0	\$0	\$0	\$0	\$0	\$0	\$587,500
Implementation	Trans Credit - Transit	-	\$278,000	\$0	\$0	\$0	\$0	\$0	\$0	\$278,000
Total Implementation		-	\$1,977,500	\$0	\$0	\$0	\$0	\$0	\$0	\$1,977,500
Total Prior Costs		-	\$1,977,500	\$0	\$0	\$0	\$0	\$0	\$0	\$1,977,500
Total Toll Credit		-	\$278,000	\$0	\$0	\$0	\$0	\$0	\$0	\$278,000
Total Programmed		-	\$1,977,500	\$0	\$0	\$0	\$0	\$0	\$0	\$1,977,500

Current Change Reason:	Schedule / Funding / Scope- Update Add out year funding to continuing project
Project Changes:	Plan Revision Name changed from "26-00 (Adoption)" to "26-02 (Formal)"
Funding Changes:	FTA 5337 Good Repair
Funding Changes:	+ Increase funds in FY 2026 in IMP from \$0 to \$400,000
Federal Project Cost:	Increased from \$1,390,000 to \$1,790,000 (28.78%)

Total Project Cost:	Increased from \$1,977,500 to \$2,377,500 (20.23%)
---------------------	--

18-25-0004 - Station Improvements - RID

Station Improvements along RID lines (LaSalle Street Station)

TIP Document:	26-02 (Formal)
Project Type:	Transit Station/Stop Improvements
Air Quality:	-
Open to Traffic Year:	2030
Lead Agency:	Metra
Lead Contact:	-
Project Website:	-
County:	Cook, Will
Municipality:	Chicago
Major CMAP Programs:	-

Phase	Fund Source	F. Section ID	Prior	FY2026	FY2027	FY2028	FY2029	FY2030	Future	Total
Implementation	FTA 5337 Good Repair	-	\$1,200,000	\$325,000	\$0	\$0	\$0	\$0	\$0	\$1,525,000
Implementation	Trans Credit - Transit	-	\$240,000	\$65,000	\$0	\$0	\$0	\$0	\$0	\$305,000
Total Implementation		-	\$1,200,000	\$325,000	\$0	\$0	\$0	\$0	\$0	\$1,525,000
Total Prior Costs		-	\$1,200,000	\$0	\$0	\$0	\$0	\$0	\$0	\$1,200,000
Total Toll Credit		-	\$240,000	\$65,000	\$0	\$0	\$0	\$0	\$0	\$305,000
Total Programmed		-	\$1,200,000	\$325,000	\$0	\$0	\$0	\$0	\$0	\$1,525,000

Previously Approved Amendment 18-25-0004 - Station Improvements - RID

Station Improvements along RID lines (LaSalle Street Station)

TIP Document:	26-00 (Adoption)
Project Type:	Transit Station/Stop Improvements
Air Quality:	-
Open to Traffic Year:	-
Lead Agency:	Metra
Lead Contact:	-
Project Website:	-
County:	Cook, Will
Municipality:	Chicago
Major CMAP Programs:	-

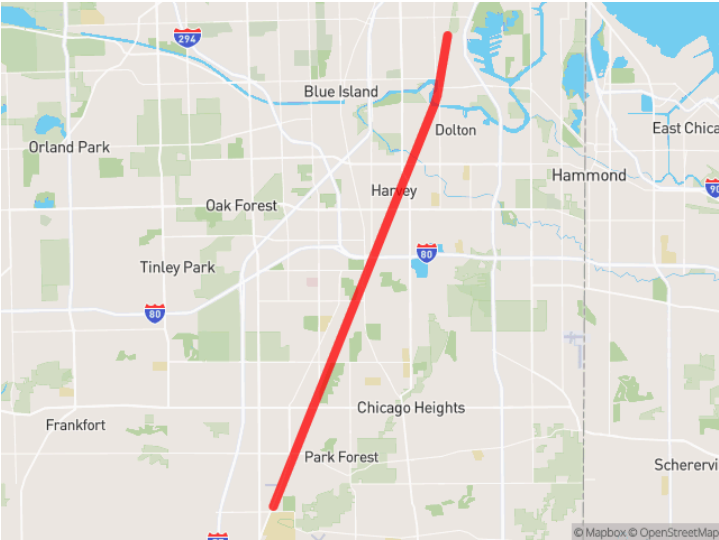
Phase	Fund Source	F. Section ID	Prior	FY2026	FY2027	FY2028	FY2029	FY2030	Future	Total
Implementation	FTA 5337 Good Repair	-	\$1,200,000	\$0	\$0	\$0	\$0	\$0	\$0	\$1,200,000
Implementation	Trans Credit - Transit	-	\$240,000	\$0	\$0	\$0	\$0	\$0	\$0	\$240,000
Total Implementation		-	\$1,200,000	\$0	\$0	\$0	\$0	\$0	\$0	\$1,200,000
Total Prior Costs		-	\$1,200,000	\$0	\$0	\$0	\$0	\$0	\$0	\$1,200,000
Total Toll Credit		-	\$240,000	\$0	\$0	\$0	\$0	\$0	\$0	\$240,000
Total Programmed		-	\$1,200,000	\$0	\$0	\$0	\$0	\$0	\$0	\$1,200,000

Current Change Reason:	Schedule / Funding / Scope- Update Add, delete, or change fund sources
Project Changes:	Plan Revision Name changed from "26-00 (Adoption)" to "26-02 (Formal)"
Funding Changes:	FTA 5337 Good Repair
Funding Changes:	+ Increase funds in FY 2026 in IMP from \$0 to \$325,000
Federal Project Cost:	Increased from \$1,200,000 to \$1,525,000 (27.08%)
Total Project Cost:	Increased from \$1,200,000 to \$1,525,000 (27.08%)

18-25-0006 - ME & NICTD Bi-Directional Signals

Installation of bi-directional signals on all four MED tracks from 47th Street to 65th Street.

TIP Document:	26-02 (Formal)
Project Type:	Signal Systems
Air Quality:	Not Required
Open to Traffic Year:	2030
Lead Agency:	Metra
Lead Contact:	-
Project Website:	-
County:	Cook
Municipality:	Chicago
Major CMAP Programs:	-



Phase	Fund Source	F. Section ID	Prior	FY2026	FY2027	FY2028	FY2029	FY2030	Future	Total
Implementation	FTA 5307 Urban Formula	-	\$0	\$12,000,000	\$0	\$0	\$0	\$0	\$0	\$12,000,000
Implementation	Trans Credit - Transit	-	\$0	\$2,400,000	\$0	\$0	\$0	\$0	\$0	\$2,400,000
Total Implementation		-	\$0	\$12,000,000	\$0	\$0	\$0	\$0	\$0	\$12,000,000
Total Toll Credit		-	\$0	\$2,400,000	\$0	\$0	\$0	\$0	\$0	\$2,400,000
Total Programmed		-	\$0	\$12,000,000	\$0	\$0	\$0	\$0	\$0	\$12,000,000

Previously Approved Amendment 18-25-0006 - ME & NICTD Bi-Directional Signals

Installation of bi-directional signals on all four MED tracks from 47th Street to 65th Street.

TIP Document:	26-00 (Adoption)
Project Type:	Signal Systems
Air Quality:	-
Open to Traffic Year:	-
Lead Agency:	Metra
Lead Contact:	-
Project Website:	-
County:	Cook
Municipality:	Chicago
Major CMAP Programs:	-

Phase	Fund Source	F. Section ID	Prior	FY2026	FY2027	FY2028	FY2029	FY2030	Future	Total
Implementation	FTA 5307 Urban Formula	FFY 2025 FUNDS	\$0	\$18,000,000	\$0	\$0	\$0	\$0	\$0	\$18,000,000
Implementation	Trans Credit - Transit	-	\$0	\$3,600,000	\$0	\$0	\$0	\$0	\$0	\$3,600,000
Total Implementation		-	\$0	\$18,000,000	\$0	\$0	\$0	\$0	\$0	\$18,000,000
Total Toll Credit		-	\$0	\$3,600,000	\$0	\$0	\$0	\$0	\$0	\$3,600,000
Total Programmed		-	\$0	\$18,000,000	\$0	\$0	\$0	\$0	\$0	\$18,000,000

Current Change Reason:	Schedule / Funding / Scope- Update Cost change due to updated agreements
Project Changes:	Plan Revision Name changed from "26-00 (Adoption)" to "26-02 (Formal)"
Funding Changes:	FTA 5307 Urban Formula
Funding Changes:	- Decrease funds in FY 2026 in IMP from \$17,000,000 to \$12,000,000
Funding Changes:	- Decrease funds in FY 2026 in IMP from \$1,000,000 to \$0
Federal Project Cost:	Decreased from \$18,000,000 to \$12,000,000 (-33.33%)

Total Project Cost:	Decreased from \$18,000,000 to \$12,000,000 (-33.33%)
---------------------	---

18-25-0009 - Yard Improvements - BNSF

Yard Improvements on Metra's BNSF line

TIP Document:	26-02 (Formal)
Project Type:	Transit Support Facilities
Air Quality:	Not Required
Open to Traffic Year:	2030
Lead Agency:	Metra
Lead Contact:	-
Project Website:	-
County:	Cook, DuPage, Kane
Municipality:	Aurora, Chicago
Major CMAP Programs:	-

Phase	Fund Source	F. Section ID	Prior	FY2026	FY2027	FY2028	FY2029	FY2030	Future	Total
Implementation	FTA 5307 Urban Formula	-	\$0	\$0	\$0	\$0	\$1,000,000	\$0	\$0	\$1,000,000
Implementation	FTA 5337 Good Repair	-	\$6,685,000	\$1,750,000	\$500,000	\$1,250,000	\$8,750,000	\$0	\$0	\$18,935,000
Implementation	Trans Credit - Transit	-	\$1,337,000	\$350,000	\$100,000	\$250,000	\$1,950,000	\$0	\$0	\$3,987,000
Total Implementation		-	\$6,685,000	\$1,750,000	\$500,000	\$1,250,000	\$9,750,000	\$0	\$0	\$19,935,000
Total Prior Costs		-	\$6,685,000	\$0	\$0	\$0	\$0	\$0	\$0	\$6,685,000
Total Toll Credit		-	\$1,337,000	\$350,000	\$100,000	\$250,000	\$1,950,000	\$0	\$0	\$3,987,000
Total Programmed		-	\$6,685,000	\$1,750,000	\$500,000	\$1,250,000	\$9,750,000	\$0	\$0	\$19,935,000

Previously Approved Amendment 18-25-0009 - Yard Improvements - BNSF

Yard Improvements on Metra's BNSF line

TIP Document:	26-00 (Adoption)
Project Type:	Transit Support Facilities
Air Quality:	-
Open to Traffic Year:	-
Lead Agency:	Metra
Lead Contact:	-
Project Website:	-
County:	Cook, DuPage, Kane
Municipality:	Aurora, Chicago
Major CMAP Programs:	-

Phase	Fund Source	F. Section ID	Prior	FY2026	FY2027	FY2028	FY2029	FY2030	Future	Total
Implementation	FTA 5307 Urban Formula	-	\$0	\$2,700,000	\$0	\$0	\$1,000,000	\$0	\$0	\$3,700,000
Implementation	FTA 5337 Good Repair	-	\$6,685,000	\$2,690,000	\$500,000	\$1,250,000	\$8,750,000	\$0	\$0	\$19,875,000
Implementation	Trans Credit - Transit	-	\$1,337,000	\$1,078,000	\$100,000	\$250,000	\$1,950,000	\$0	\$0	\$4,715,000
Total Implementation		-	\$6,685,000	\$5,390,000	\$500,000	\$1,250,000	\$9,750,000	\$0	\$0	\$23,575,000
Total Prior Costs		-	\$6,685,000	\$0	\$0	\$0	\$0	\$0	\$0	\$6,685,000
Total Toll Credit		-	\$1,337,000	\$1,078,000	\$100,000	\$250,000	\$1,950,000	\$0	\$0	\$4,715,000
Total Programmed		-	\$6,685,000	\$5,390,000	\$500,000	\$1,250,000	\$9,750,000	\$0	\$0	\$23,575,000

Current Change Reason:	Schedule / Funding / Scope- Update Add, delete, or change fund sources
Project Changes:	Plan Revision Name changed from "26-00 (Adoption)" to "26-02 (Formal)"
Funding Changes:	FTA 5337 Good Repair
Funding Changes:	- Decrease funds in FY 2027 in IMP from \$2,690,000 to \$500,000
Funding Changes:	+ Increase funds in FY 2028 in IMP from \$500,000 to \$1,250,000

Funding Changes:	+ Increase funds in FY 2029 in IMP from \$1,250,000 to \$5,250,000
Funding Changes:	- Decrease funds in FY 2029 in IMP from \$5,250,000 to \$3,500,000
Funding Changes:	- Decrease funds in FY 2026 in IMP from \$3,500,000 to \$1,750,000
Funding Changes:	FTA 5307 Urban Formula
Funding Changes:	- Decrease funds in FY 2029 in IMP from \$2,700,000 to \$1,000,000
Funding Changes:	- Decrease funds in FY 2029 in IMP from \$1,000,000 to \$0
Federal Project Cost:	Decreased from \$23,575,000 to \$19,935,000 (-15.44%)
Total Project Cost:	Decreased from \$23,575,000 to \$19,935,000 (-15.44%)

18-25-0012 - Yard Improvements - RID

Yard Improvements on Metra's Rock Island line

TIP Document:	26-02 (Formal)
Project Type:	Transit Support Facilities
Air Quality:	Not Required
Open to Traffic Year:	2030
Lead Agency:	Metra
Lead Contact:	-
Project Website:	-
County:	Cook, Will
Municipality:	Chicago, Joliet
Major CMAP Programs:	-

Phase	Fund Source	F. Section ID	Prior	FY2026	FY2027	FY2028	FY2029	FY2030	Future	Total
Implementation	FTA 5337 Good Repair	-	\$1,960,000	\$840,000	\$1,055,000	\$750,000	\$2,739,000	\$0	\$0	\$7,344,000
Implementation	Trans Credit - Transit	-	\$392,000	\$168,000	\$211,000	\$150,000	\$547,800	\$0	\$0	\$1,468,800
Total Implementation		-	\$1,960,000	\$840,000	\$1,055,000	\$750,000	\$2,739,000	\$0	\$0	\$7,344,000
Total Prior Costs		-	\$1,960,000	\$0	\$0	\$0	\$0	\$0	\$0	\$1,960,000
Total Toll Credit		-	\$392,000	\$168,000	\$211,000	\$150,000	\$547,800	\$0	\$0	\$1,468,800
Total Programmed		-	\$1,960,000	\$840,000	\$1,055,000	\$750,000	\$2,739,000	\$0	\$0	\$7,344,000

Previously Approved Amendment 18-25-0012 - Yard Improvements - RID

Yard Improvements on Metra's Rock Island line

TIP Document:	26-00 (Adoption)
Project Type:	Transit Support Facilities
Air Quality:	-
Open to Traffic Year:	-
Lead Agency:	Metra
Lead Contact:	-
Project Website:	-
County:	Cook, Will
Municipality:	Chicago, Joliet
Major CMAP Programs:	-

Phase	Fund Source	F. Section ID	Prior	FY2026	FY2027	FY2028	FY2029	FY2030	Future	Total
Implementation	FTA 5307 Urban Formula	-	\$0	\$365,000	\$0	\$0	\$0	\$0	\$0	\$365,000
Implementation	FTA 5337 Good Repair	-	\$1,960,000	\$730,000	\$1,055,000	\$750,000	\$2,739,000	\$0	\$0	\$7,234,000
Implementation	Trans Credit - Transit	-	\$392,000	\$219,000	\$211,000	\$150,000	\$547,800	\$0	\$0	\$1,519,800
Total Implementation		-	\$1,960,000	\$1,095,000	\$1,055,000	\$750,000	\$2,739,000	\$0	\$0	\$7,599,000
Total Prior Costs		-	\$1,960,000	\$0	\$0	\$0	\$0	\$0	\$0	\$1,960,000
Total Toll Credit		-	\$392,000	\$219,000	\$211,000	\$150,000	\$547,800	\$0	\$0	\$1,519,800
Total Programmed		-	\$1,960,000	\$1,095,000	\$1,055,000	\$750,000	\$2,739,000	\$0	\$0	\$7,599,000

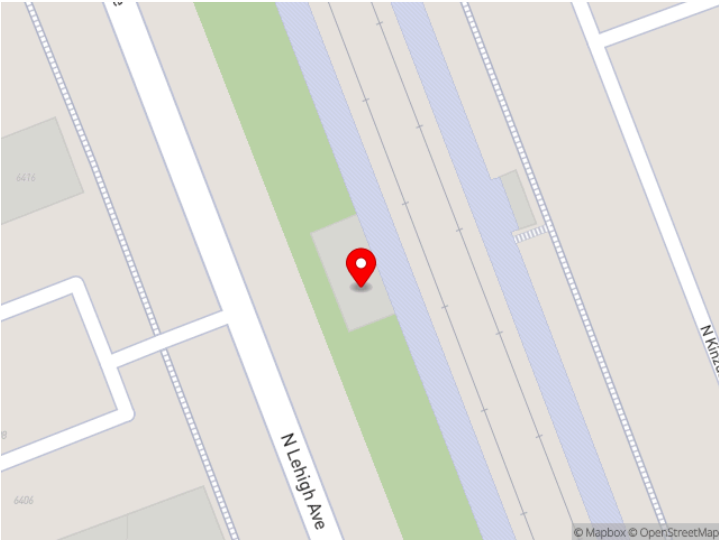
Current Change Reason:	Schedule / Funding / Scope- Update Add, delete, or change fund sources
Project Changes:	Plan Revision Name changed from "26-00 (Adoption)" to "26-02 (Formal)"
Project Changes:	Current Status changed from "Pending New Project" to "Active Project"
Funding Changes:	FTA 5337 Good Repair
Funding Changes:	+ Increase funds in FY 2027 in IMP from \$360,000 to \$500,000
Funding Changes:	- Decrease funds in FY 2027 in IMP from \$370,000 to \$170,000

Funding Changes:	- Decrease funds in FY 2027 in IMP from \$500,000 to \$200,000
Funding Changes:	+ Increase funds in FY 2027 in IMP from \$170,000 to \$185,000
Funding Changes:	+ Increase funds in FY 2028 in IMP from \$200,000 to \$750,000
Funding Changes:	+ Increase funds in FY 2029 in IMP from \$185,000 to \$1,000,000
Funding Changes:	+ Increase funds in FY 2029 in IMP from \$750,000 to \$1,739,000
Funding Changes:	- Decrease funds in FY 2026 in IMP from \$1,000,000 to \$660,000
Funding Changes:	- Decrease funds in FY 2026 in IMP from \$1,739,000 to \$180,000
Funding Changes:	FTA 5307 Urban Formula
Funding Changes:	- Decrease funds in FY 2026 in IMP from \$365,000 to \$0
Federal Project Cost:	Decreased from \$7,599,000 to \$7,344,000 (-3.36%)
Total Project Cost:	Decreased from \$7,599,000 to \$7,344,000 (-3.36%)

18-25-0024 - Edgebrook Station Access to Transit

Improvements to the inbound Edgebrook Station on the MDN line

TIP Document:	26-02 (Formal)
Project Type:	Transit Station/Stop Improvements
Air Quality:	Not Required
Open to Traffic Year:	2029
Lead Agency:	Metra
Lead Contact:	-
Project Website:	-
County:	Cook
Municipality:	Chicago
Major CMAP Programs:	CMAQ



Phase	Fund Source	F. Section ID	Prior	FY2026	FY2027	FY2028	FY2029	FY2030	Future	Total
Construction	Other - Local	-	\$0	\$100,000	\$0	\$0	\$0	\$0	\$0	\$100,000
Total Construction		-	\$0	\$100,000	\$0	\$0	\$0	\$0	\$0	\$100,000
Total Programmed		-	\$0	\$100,000	\$0	\$0	\$0	\$0	\$0	\$100,000

Previously Approved Amendment 18-25-0024 - Edgebrook Station Access to Transit

Improvements to the inbound Edgebrook Station on the MDN line

TIP Document:	26-01.2 (Admin FTA)
Project Type:	Transit Station/Stop Improvements
Air Quality:	-
Open to Traffic Year:	-
Lead Agency:	Metra
Lead Contact:	-
Project Website:	-
County:	Cook
Municipality:	Chicago
Major CMAP Programs:	-

Phase	Fund Source	F. Section ID	Prior	FY2026	FY2027	FY2028	FY2029	FY2030	Future	Total
Construction	CMAQ	-	\$0	\$800,000	\$0	\$0	\$0	\$0	\$0	\$800,000
Construction	RTA Sales Tax	-	\$0	\$100,000	\$0	\$0	\$0	\$0	\$0	\$100,000
Construction	Service Board Funds	-	\$0	\$100,000	\$0	\$0	\$0	\$0	\$0	\$100,000
Total Construction		-	\$0	\$1,000,000	\$0	\$0	\$0	\$0	\$0	\$1,000,000
Total Programmed		-	\$0	\$1,000,000	\$0	\$0	\$0	\$0	\$0	\$1,000,000

Current Change Reason:	Schedule / Funding / Scope- Update Add, delete, or change fund sources
Project Changes:	Plan Revision Name changed from "26-01.2 (Admin FTA)" to "26-02 (Formal)"
Funding Changes:	CMAQ
Funding Changes:	- Decrease funds in FY 2026 in CON from \$42,000 to \$0
Funding Changes:	- Decrease funds in FY 2026 in CON from \$758,000 to \$0
Funding Changes:	Service Board Funds
Funding Changes:	- Decrease funds in FY 2026 in CON from \$9,000 to \$0
Funding Changes:	- Decrease funds in FY 2026 in CON from \$91,000 to \$0

Funding Changes:	RTA Sales Tax
Funding Changes:	- Decrease funds in FY 2026 in CON from \$9,000 to \$0
Funding Changes:	- Decrease funds in FY 2026 in CON from \$91,000 to \$0
Funding Changes:	Other - Local
Funding Changes:	+ Increase funds in FY 2026 in CON from \$0 to \$100,000
Federal Project Cost:	Decreased from \$800,000 to \$0 (-100%)
Total Project Cost:	Decreased from \$1,000,000 to \$100,000 (-90.0%)