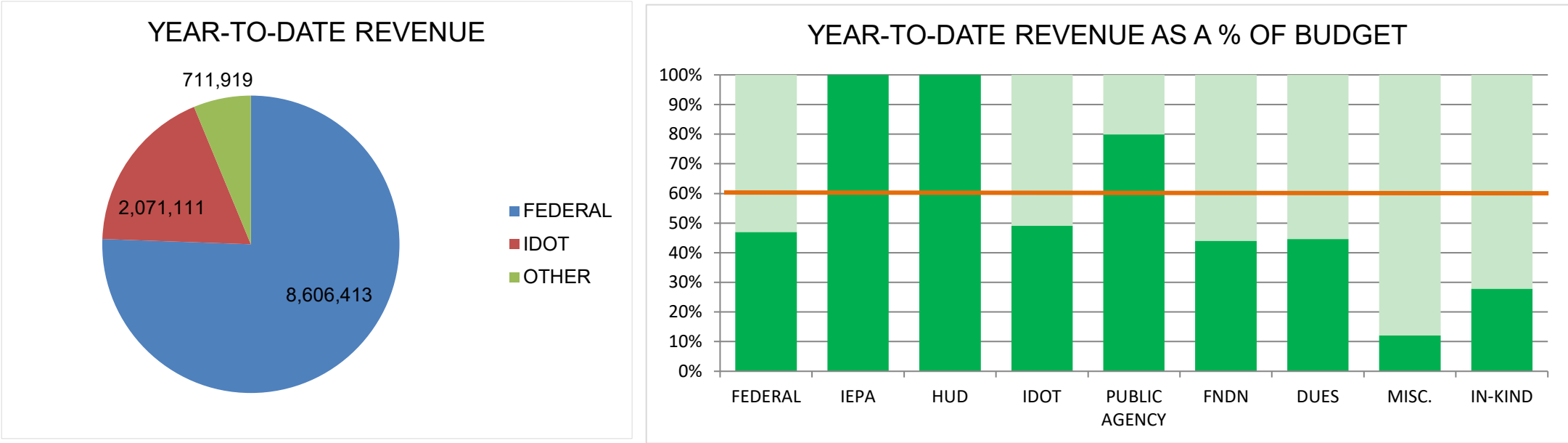


CHICAGO METROPOLITAN AGENCY FOR PLANNING
MONTHLY REVENUE AND EXPENDITURE REPORT
AS OF JANUARY 31, 2022

REVENUE



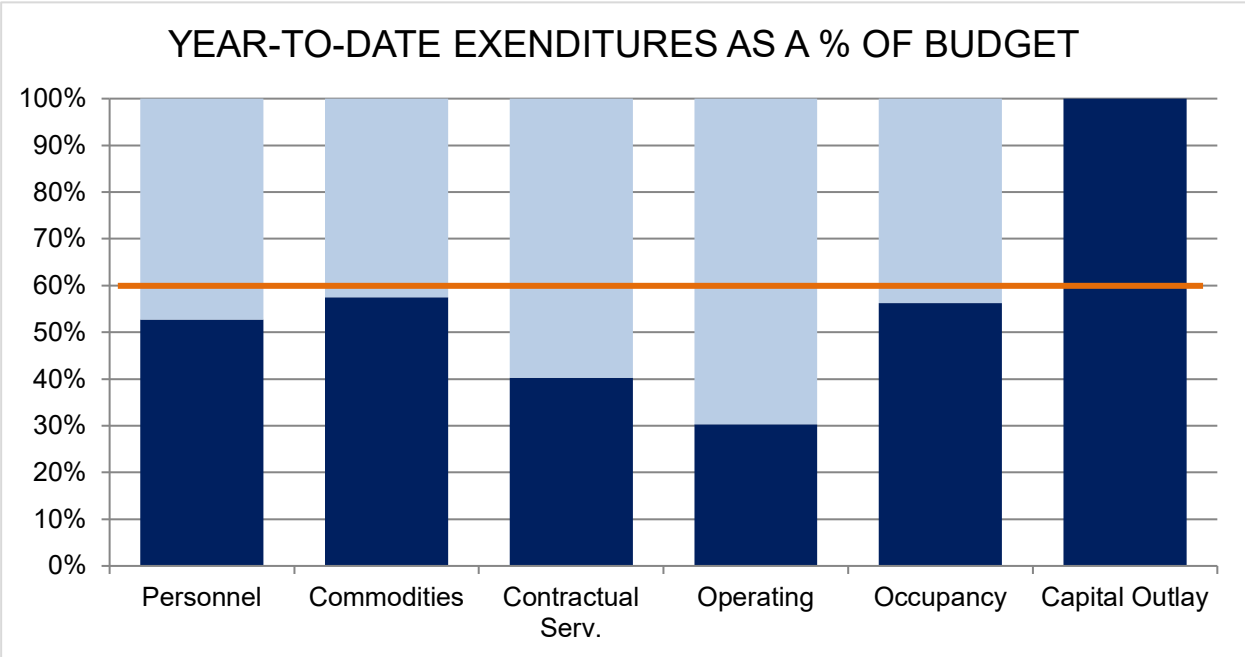
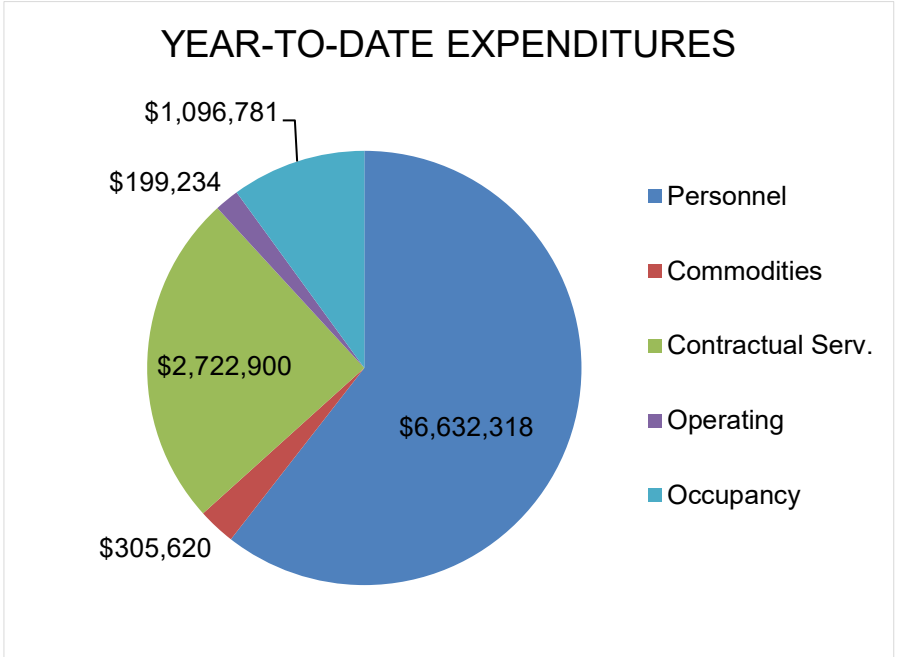
REVENUE OVERVIEW

CMAP's funding for FY2022 is comprised of (79%) Federal, (15%) State, (2%) Other Public, Foundation, Non-Public Funding and Miscellaneous, and (4%) Local Dues. Using the straight-line method, CMAP's collected revenue in relation to budgeted revenue for the month of January should be approximately 60%. As of January 2022, CMAP has collected 44.2% of its budgeted revenue from the sources identified in the Year-To-Date Revenue tables above. CMAP's grant with IDOT is a reimbursable agreement. Therefore, revenues will always lag expenses in a given fiscal month.

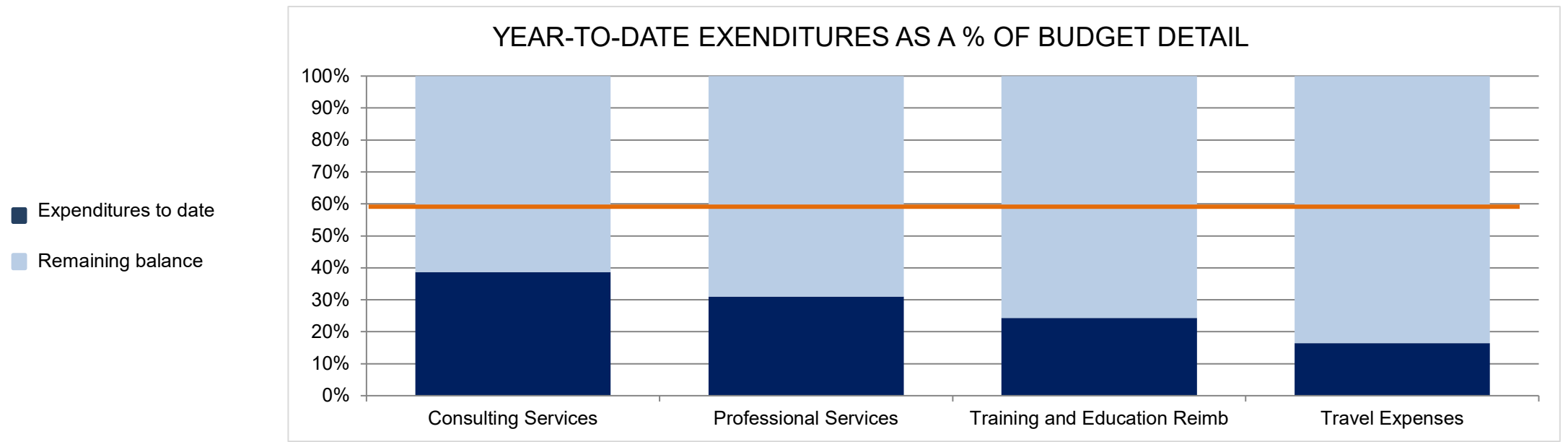
Local dues continues to be a critical component of CMAP's funding strategy as it supports work not funded through the State or other grant funding sources. Since its inception, CMAP has maintained local dues at it's adopted amount of approximately \$887,000. With CMAP's increasing operating budget, the agency has not instituted a pass-thru of these increased cost through an increase in local dues to our partners and communities. The Agency issued the FY2022 Local Dues Invoices in November. Since its inception in 2016, the agency has collected each year 99% of all local dues. CMAP collected 97% for FY2021.

Notes:
As of 01/31/2022, 60% of the fiscal year is complete. See orange trend line on YTD Revenue as a % of year complete.

EXPENDITURES



EXPENDITURE HIGHLIGHTS



EXPENDITURE OVERVIEW

Using the straight-line method, CMAP's expenses for the month of January should trend towards 60% of budget. As of January 2022, the agency has expended 48.2 % of its budget. The four highest categories of expenditures for the fiscal year-to-date are personnel at 52.7%, commodities at 57.5%, capital expenses at 170.8%, and occupancy at 56.2%. Personnel expenses along with contractual services continue to lag behind expectations. The largest contributor to below trending expenses is staff recruitment and turnover. Similar to employers throughout the country, the agency is contending with the "Great Resignation" and a competitive job market. The agency is experiencing greater than 15% turnover as compared to a historical average turnover of around 10%. It is also increasingly challenging to recruit and maintain talent in this highly competitive market. This also has a direct impact on consultant service expenditures as staff are required to manage consultant-led projects. Consultant expenses were 40.3% fiscal year-to-date. In addition, the agency has paused its project management implementation project until a new Director of Strategic Alignment can be hired that would be responsible for managing this process. Implementation of project management will be a critical component to effectively managing projects going forward.

The first table "Expenditures" provides expenditures for the six categories that make up the agency's budget. The second table reflects the highest four sub-categories in CMAP's budget. Consulting and Professional Services are under the Contractual Expense Category and Training & Education and Travel Expenses are under the Operating Expense Category. For definition of the six categories that comprise the CMAP budget, see below.

CMAP Expenses Categories

Personnel expenses for salaries and wages provided for all persons employed by CMAP are included in this category. Leave hours taken such as vacation, sick, personal days, parental and family & medical leaves are included in this category.

Commodities are supplies, materials and articles which are consumed during their use or are materially altered when used. These items have a unit cost under \$3,000.00, a limited life, and are not subject to depreciation.

Contractual Services are expenditures for contracted services performed by non-employees which are required by a division or the board in the execution of its assigned function.

General Operating expenses include payments for services provided to CMAP in the normal operations of a business. These include postage, meeting expenses, memberships, conferences, etc. Employee travel reimbursements are also under this expenditure category including both in-region and out-of-region travel and related related training expenses.

Occupancy expenses are rent/office maintenance expenses which include payment of utility costs, office lease, real estate taxes, telephone charges, monthly parking fees related to the leases, and office maintenance provided by the building operations. This would include all costs paid by CMAP to occupy the physical office space.

Capital expenses include payments for the acquisition, replacement, or substantial increase in value of assets which are not expendable in first use, with a life expectancy exceeding one year, subject to depreciation and with a unit cost greater than \$3,000.00.

Notes:

As of 01/31/2022, 60% of the fiscal year is complete. See orange trend line on YTD Expenditures as a % of year complete.

CHICAGO METROPOLITAN AGENCY FOR PLANNING
MONTHLY SUMMARY REPORT
January 31, 2022

	Received/ Expended To Date	FY 2022 Budget	Remaining Balance	% of Budget
OPERATIONAL				
REVENUES				
By Program				
Federal	\$ 7,731,781	\$ 15,034,450	\$ 7,302,669	51.4%
Federal Carry Forward	298,522	1,739,575	1,441,053	17.2%
Statewide Research & Local Planning	576,110	1,558,286	982,176	37.0%
IDOT	2,071,111	4,216,152	2,145,041	49.1%
IEPA	54,638	25,994	(28,644)	210.2%
HUD	3,067	-	(3,067)	100.0%
Other Public Agencies	191,949	240,191	48,243	79.9%
Foundations and Non-Public Agencies	61,951	140,575	78,624	44.1%
Contributions	396,392	887,486	491,094	44.7%
Miscellaneous	3,923	32,500	28,577	12.1%
Total Revenues	\$ 11,389,443	\$ 23,875,210	\$ 12,485,767	47.7%
EXPENDITURES				
By Category				
Personnel	\$ 6,632,318	\$ 12,583,990	\$ 5,951,672	52.7%
Commodities	305,620	531,796	226,176	57.5%
Contractual Services	2,722,900	6,762,760	4,039,860	40.3%
Operating Expenses	199,234	657,456	458,222	30.3%
Occupancy Expenses	1,096,781	1,951,135	854,353	56.2%
Capital Outlay	145,154	85,000	(60,154)	170.8%
Total Expenditures	\$ 11,623,226	\$ 24,098,155	\$ 12,474,929	48.2%
NON-OPERATIONAL				
REVENUE				
Pass-Through	\$ 466,663	\$ 2,228,300	\$ 1,761,637	20.9%
Council of Mayors	521,219	1,526,019	1,004,800	34.2%
CMAP Match	-	25,000	25,000	0.0%
In-Kind Services	261,418	938,580	677,162	27.9%
Total, Non-Operations Revenues	\$ 1,249,300	\$ 4,717,899	\$ 3,468,599	26.5%
EXPENDITURES				
Pass-Through	\$ 466,663	\$ 2,228,300	\$ 1,761,637	20.9%
Council of Mayors	521,219	1,526,019	1,004,800	34.2%
CMAP Match	2,779	25,000	22,221	11.1%
In-Kind Services	261,418	938,580	677,162	27.9%
Applied Overhead	-	2,644,958	2,644,958	0.0%
Total, Non-Operations Expenditures	\$ 1,252,079	\$ 7,362,857	\$ 6,110,778	17.0%

CHICAGO METROPOLITAN AGENCY FOR PLANNING

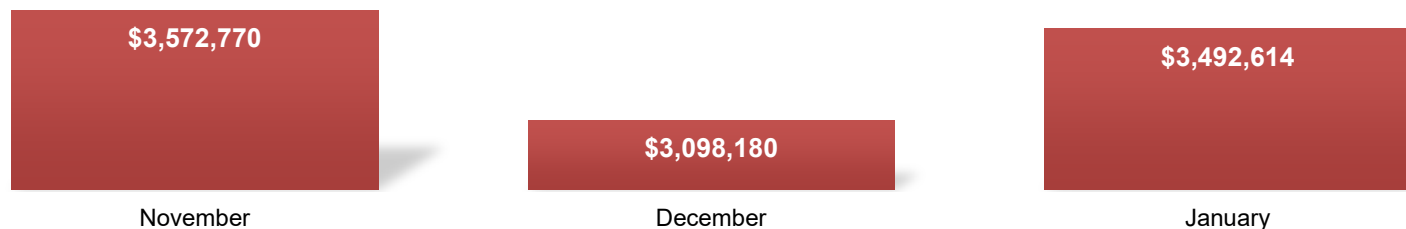
MONTHLY CASH REPORT

AS OF JANUARY 31, 2022

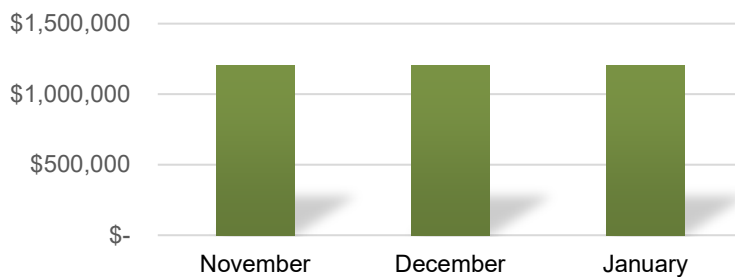
BMO HARRIS CHECKING



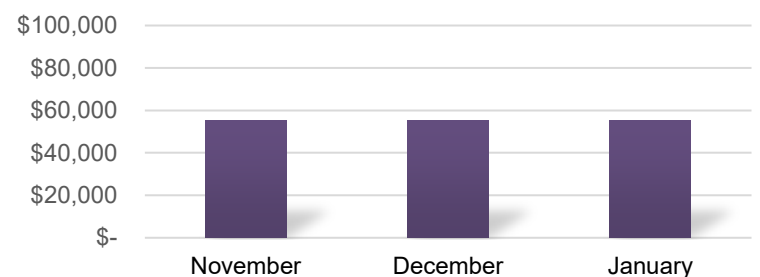
BMO HARRIS GENERAL INVESTMENT



BMO HARRIS CD



BMO HARRIS PDP



MONTHLY CASH OVERVIEW

What caused the change in balance for each of the cash accounts?

BMO Harris Checking Account: Wire transfers of \$1.7 million from the General Investment account funded operating activities for the month of January. Operating activities were comprised of \$761K in personnel related costs, and \$967K in payables.

BMO Harris General Investment Account: Wire transfers of \$2.1 million resulting from monthly revenue activity funded \$1.7 million in transfers to the Checking account for the month of December.

BMO Harris CD: No activity has occurred in this account during FY2022.

BMO Harris Peters Fellowship: Monthly interest was the only activity in this account during FY2022.

Are we meeting our Federal reserve commitment of \$5,000,000 as outlined in the agency's 2018 MPO Certification?

The agency's cash balance fluctuates throughout the year since the funding is mainly on a reimbursement basis. Annually, the cash level during June and July is at its lowest point. This is due to the State's and the agency's fiscal year end close. Therefore, 2nd and 3rd quarter cashflow is in line with this requirement. 1st and 4th quarter cashflow are more impacted by the fiscal year-end close-out process. This reserve commitment includes the \$1.2 million CD the agency holds as a security deposit with the OPO landlord.

Number	Date	Vendor Name	Transaction Description	Amount
11130	1/3/2022	Blue Cross Blue Shield of Illinois	1/22 Health Insurance	\$124,266.39
11226	1/5/2022	Comcast	12/11-1/10/22 TV	\$65.11
11135	1/6/2022	Aflac	December 2021 Addl Health Insurance	\$716.76
11136	1/6/2022	ERIN L ALEMAN	Management Books (6)	\$308.30
11137	1/6/2022	Center for Neighborhood Technology	11/21 Equitable Engagement	\$4,591.50
11138	1/6/2022	Chicago Office Technology Group	HP Plotter Ink & Toner	\$96.00
11139	1/6/2022	Clarity Partners LLC	7/21 Website dev/support	\$20,541.50
11140	1/6/2022	First Communications LLC	12/21 Telephone	\$370.95
11141	1/6/2022	Health Care Cost Management Inc	12/21 FSA admin fees	\$253.50
11142	1/6/2022	Holland and Knight LLP	Legal Services	\$390.00
11143	1/6/2022	ICF Incorporated LLC	11/21 GHG inventory	\$8,259.36
11144	1/6/2022	Iron Mountain	Shredding Service	\$63.02
11145	1/6/2022	Inc. Jacobs Engineering Group	11/21 Grade Crossing Study	\$9,743.29
11146	1/6/2022	BELINDA KING	Tuition Reimbursement	\$497.24
11147	1/6/2022	Lenovo Inc	Docking Station	\$2,250.00
11148	1/6/2022	Omegabit LLC	7/21 Website hosting	\$6,603.55
11149	1/6/2022	JARED M. PATTON	APA/AICP dues	\$250.00
11150	1/6/2022	SLG Innovation Inc	12/21 IT consulting	\$45,177.75
11151	1/6/2022	BEATRIX EDLYN GUE YAN	Transit-site visit	\$2.25
69989	1/6/2022	Chicago Wilderness	Chicago Wilderness Dues	\$4,500.00
69990	1/6/2022	REX Electric and Technologies LLC	10M Strong USB 3.1 cable - Roo	\$15,662.56
11152	1/13/2022	ERIN L ALEMAN	AEG Conference	\$123.64
11153	1/13/2022	Applied Research Association Inc	11/21 TID-CMAP Pilot PMS	\$19,157.56
11154	1/13/2022	BerryDunn	ERP Assessment project	\$6,250.00
11155	1/13/2022	Clarity Partners LLC	11/21 Website dev/support	\$2,500.37
11156	1/13/2022	Cogent Communications Inc	1/22 Internet	\$2,172.00
11157	1/13/2022	Egret & Ox Planning LLC	Planning Consulting	\$275.00
11158	1/13/2022	Elrod Friedman LLP	Legal Services	\$142.00
11159	1/13/2022	Fox River Ecosystem Partnership	10-12/21 Indian Creek outreach	\$511.61
11160	1/13/2022	Garveys Office Products Inc	PPE Supplies	\$179.48
11161	1/13/2022	Gewalt Hamilton Associates Inc	11/21 A2 PAO A Central COM	\$14,792.50
11162	1/13/2022	Health Care Cost Management Inc	1/14/22 Flex Spending contrib	\$2,426.52
11163	1/13/2022	HOLLY L HUDSON	Mileage-Kane Co	\$979.77
11164	1/13/2022	IMS Infrastructure Management Services LLC	12/21 Lake Bluff PMP	\$1,683.65
11165	1/13/2022	Inc. Jacobs Engineering Group	11/21 PAO A Flossmoor	\$1,738.92
11166	1/13/2022	ANTHONY ROY MANNO	CAIC Conference Registration	\$237.96
11167	1/13/2022	JESSICA MATTHEWS	Reimburse for loan payment	\$114.67
11168	1/13/2022	Mutual of Omaha	1/22 EE life insurance	\$4,889.06
11169	1/13/2022	LILY ROSE NEPPL	WIPD Dues	\$75.00
11170	1/13/2022	Omegabit LLC	11-12/21 Website hosting	\$3,857.40
11171	1/13/2022	ERIK PEDERSEN	Mileage	\$59.92
11172	1/13/2022	Pitney Bowes Inc	Postage machine supplies	\$101.12
11173	1/13/2022	Sam Schwartz Engineering	PAO B Lemont Transit	\$10,838.50
11174	1/13/2022	Teska Associates	11/21 DuPage Lake St Zoning	\$203.00
11175	1/13/2022	US Bank HSA	1/14/21 HSA EE/ER Contributions	\$15,020.37
69991	1/13/2022	Hannah News Service	Capitol Connection Subscrip	\$2,699.00
69992	1/13/2022	Illinois Department of Employment Security	ES-202 Data file 1st Qtr 2021	\$800.00
69993	1/13/2022	Metro West Council of Government	Legislative Event GS	\$30.00
69994	1/13/2022	Pitney Bowes Inc	Postage for Reserve Account	\$2,500.00
69995	1/13/2022	State Employee Retirement System of Illinois	12/21 Pension Funding	\$32,385.61
11222	1/14/2022	ComEd	11/30-1/3/22 Electricity	\$1,447.35
11176	1/18/2022	Vision Service Plan (IL)	1/22 Vision	\$1,170.42
11177	1/20/2022	JULIE BURROS	Mileage and parking	\$81.00
11178	1/20/2022	Chicago Office Technology Group	HP Plotter Ink & Toner	\$1,064.00
11179	1/20/2022	Civiltech Engineering Inc	12/21 W Will Co Truck Routing	\$2,963.53
11180	1/20/2022	Design Workshop Inc	12/21 Sugar Grove Comp Plan	\$3,900.00
11181	1/20/2022	EBP US Inc	12/21 Rgnl Employment Forecast	\$8,066.88
11182	1/20/2022	GRM Information Management Services of Chic	12/21 Offsite Storage	\$339.36
11183	1/20/2022	Holland and Knight LLP	Legal Services	\$325.00
11184	1/20/2022	HOLLY L HUDSON	Cellular service-field data	\$76.01
11185	1/20/2022	Inc. Jacobs Engineering Group	12/21 PAO B Berwyn CIP	\$40,280.98
11186	1/20/2022	Kane County Division of Transportation	10/21 Kane-Kendall COM	\$16,849.70
11187	1/20/2022	Mesirow Financial	1-3/22 Invest Consulting Fee	\$5,269.94
11188	1/20/2022	Muse Community Design LLC	12/21 Work Equity Guidebook	\$3,551.25
11189	1/20/2022	STEPHANE PHIFER	Kane County Planner Event	\$140.00
11190	1/20/2022	Soundscape Consulting LLC	Room Acoustics Analysis	\$5,500.00
11191	1/20/2022	TierPoint LLC	11/21 Colocation overage	\$7,792.98

11192	1/20/2022	University of Wisconsin-Madison	10-12/21 Demo Model Advisory	\$11,025.00
11193	1/20/2022	Warehouse Direct	Front Desk Chair Mat	\$159.52
11194	1/20/2022	Will County Governmental League	10/21 Will County COM	\$8,686.52
69959	1/20/2022	INRO Consultants Inc	Annual INRO software maint-Void Check	(\$20,160.00)
69996	1/20/2022	INRO Consultants Inc	Annual INRO software maint-Reissue Check	\$20,160.00
69997	1/20/2022	Will County Division of Transportation	10/21 Will County ITS Study	\$4,371.72
11223	1/24/2022	UPS	Shipping	\$11.00
11195	1/27/2022	601W Companies Chicago MT LLC	2/22 Office maintenance	\$158,038.49
11196	1/27/2022	ERIN L ALEMAN	WTS Dues	\$95.00
11197	1/27/2022	Chicago Transit Authority	11/21 CTA Operations	\$42,937.85
11198	1/27/2022	Civiltech Engineering Inc	11/21 S Suburban Cook Co Study	\$33,991.09
11199	1/27/2022	Clarity Partners LLC	12/21 Website dev/support	\$1,580.16
11200	1/27/2022	Delta Dental - Risk	2/22 Dental	\$8,051.05
11201	1/27/2022	EcoInteractive Inc	12/21 Integrated TIP database	\$14,321.92
11202	1/27/2022	Egret & Ox Planning LLC	12/21 Planning Consulting	\$1,525.00
11203	1/27/2022	First Communications LLC	1/22 Telephone	\$365.74
11204	1/27/2022	HDR Engineering Inc	12/21 PAO A Riverdale	\$9,880.59
11205	1/27/2022	Health Care Cost Management Inc	1/28/22 Flex Spending contrib	\$2,903.52
11206	1/27/2022	The Lakota Group	11/21 Hickory Hills Comp Plan	\$7,315.00
11207	1/27/2022	Metra	11/21 Operating	\$76,576.31
11208	1/27/2022	Mutual of Omaha	Short Term Disability	\$4,870.86
11209	1/27/2022	Northwest Municipal Conference	11/21 NWMC COM	\$14,952.92
11210	1/27/2022	Optum Bank	7-9/21 HSA account fees	\$123.50
11211	1/27/2022	Pace Suburban Bus Service	10-11/21 Pace Operations	\$8,210.80
11212	1/27/2022	Sam Schwartz Engineering	12/21 Lemont Transit Downtown	\$6,059.50
11213	1/27/2022	Sentinel Technologies Inc	Phone configuration support	\$875.00
11214	1/27/2022	Sikich LLP	Annual Audit	\$6,400.00
11215	1/27/2022	MOLLY B TALKINGTON	IGFOA Annual membership	\$250.00
11216	1/27/2022	TIP Strategies Inc	12/21 Post COVID Regnl Assess	\$6,550.00
11217	1/27/2022	US Bank HSA	1/28/22 HSA EE Contributions	\$4,178.78
11218	1/27/2022	Valerie S Kretchmer Associates Inc	11-12/21 Butterfield Rd	\$2,500.62
11219	1/27/2022	West Central Municipal Conference	10/21 Central COM	\$9,157.05
11220	1/27/2022	Will County Governmental League	11/21 Will County COM	\$10,026.84
11221	1/27/2022	Zoho Corporation	Service Desk Plus renewal	\$5,995.00
69998	1/27/2022	RA Malatest and Associates	10-1/21 Vehicle Model & Survey	\$27,240.85
11224	1/28/2022	Comcast	12/21 Internet	\$1,000.00
11251	1/31/2022	BMO Harris Bank Master Card	Water Sensor Valve Batteries	\$6,776.78
WT	1/5/2022	IL Department of Revenue	State Income Taxes	\$15,002.06
WT	1/5/2022	Internal Revenue Service	Federal Income Taxes	\$86,616.07
WT	1/10/2022	BMO Harris Bank	Fee-standby letter of credit	\$4,500.00
DD	1/14/2022	BMO Harris Bank	Payroll	\$205,808.77
WT	1/14/2022	Illinois Municipal Retirement Fund	Retirement	\$120,140.94
DD	1/14/2022	State Disbursement Unit	PY Withholding	\$391.76
DD	1/18/2022	RTA	Transit Benefit Card Payment	\$465.25
WT	1/18/2022	Empower Financial Group	Deferred Comp Payroll Payment	\$16,425.45
WT	1/19/2022	IL Department of Revenue	State Income Taxes	\$13,586.85
WT	1/19/2022	Internal Revenue Service	Federal Income Taxes	\$81,231.08
WT	1/19/2022	Michigan Department of Revenue	State Income Taxes	\$320.68
WT	1/21/2022	Wisconsin Department of Revenue	State Income Taxes	\$872.61
WT	1/24/2022	Michigan Department of Revenue	Unemployment	\$181.00
DD	1/24/2022	BMO Harris Bank	Bank Service Fee	\$802.39
WT	1/25/2022	Ventra	Employee Card loads	\$500.00
DD	1/28/2022	BMO Harris Bank	Payroll	\$203,678.74
DD	1/28/2022	State Disbursement Unit	PY Withholding	\$391.76
WT	1/31/2022	Empower Financial Group	Deferred Comp Payroll Payment	\$16,425.44

\$1,734,516.89