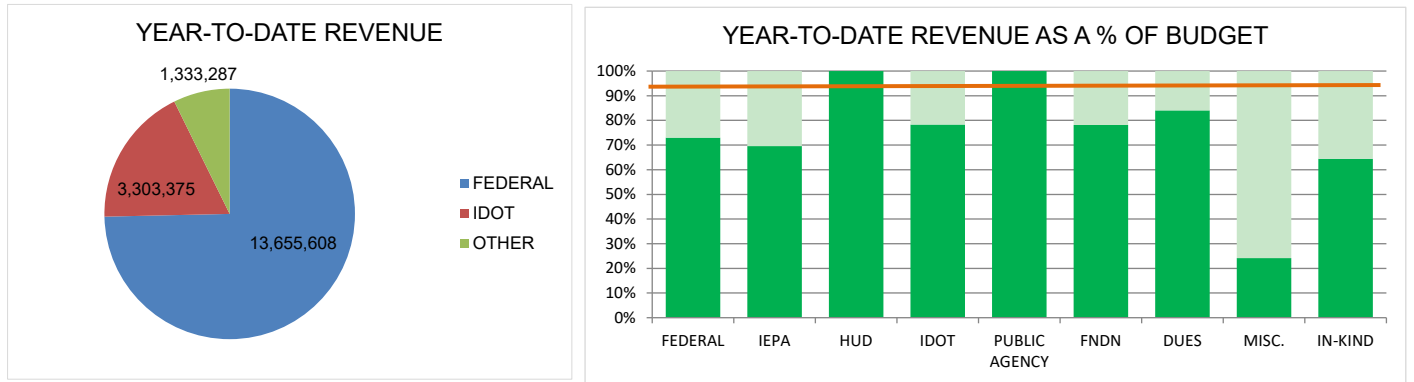


**CHICAGO METROPOLITAN AGENCY FOR PLANNING
MONTHLY REVENUE AND EXPENDITURE REPORT
AS OF MAY 31, 2022**

REVENUE



REVENUE OVERVIEW

CMA's funding for FY2022 is comprised of (79%) Federal, (15%) State, (2%) Other Public, Foundation, Non-Public Funding and Miscellaneous, and (4%) Local Dues. Using the straight-line method, CMA's collected revenue in relation to budgeted revenue for the month of May should be approximately 92%. As of May 2022, CMA has collected 74.8% of its budgeted revenue from the sources identified in the Year-To-Date Revenue tables above. CMA's grant with IDOT is a reimbursable agreement. Therefore, revenues will always lag expenses in a given fiscal month.

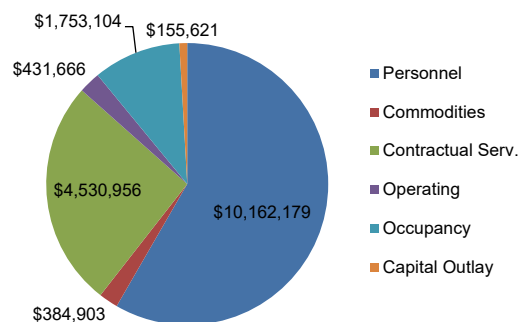
Local dues continues to be a critical component of CMA's funding strategy as it supports work not funded through the State or other grant funding sources. Since its inception, CMA has maintained local dues at it's adopted amount of approximately \$887,000. With CMA's increasing operating budget, the agency has not instituted a pass-thru of these increased cost through an increase in local dues to our partners and communities. The Agency issued the FY2022 Local Dues Invoices in November. Since its inception in 2016, the agency has collected each year 99% of all local dues. CMA collected 97% for FY2021.

Notes:

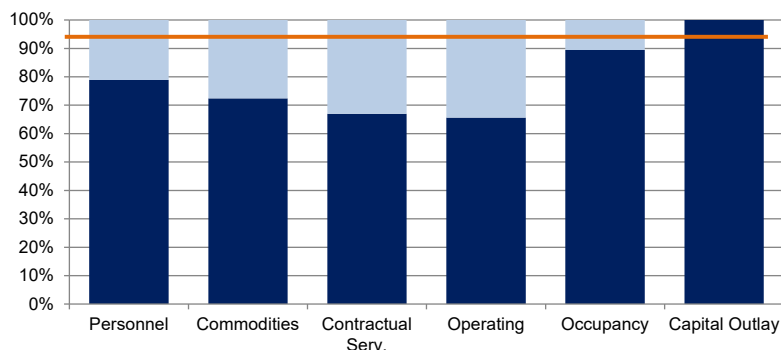
As of 05/31/2022, 92% of the fiscal year is complete. See orange trend line on YTD Revenue as a % of year complete.

EXPENDITURES

YEAR-TO-DATE EXPENDITURES

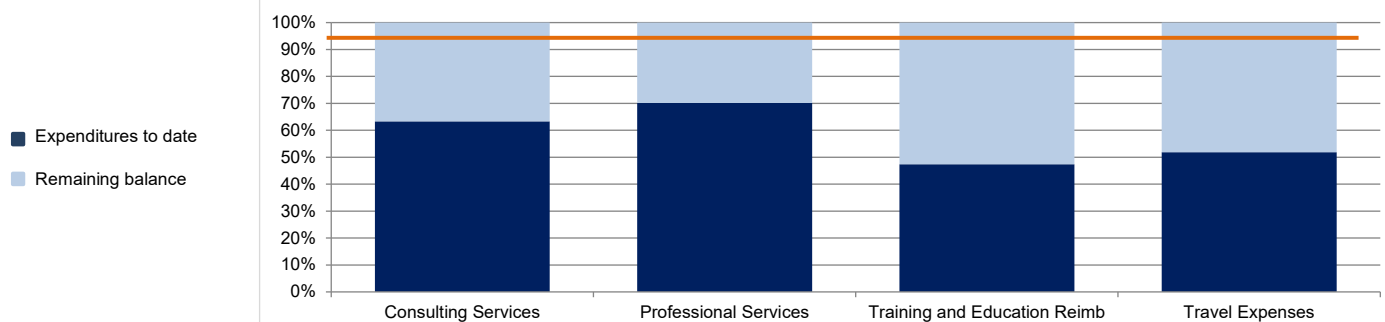


YEAR-TO-DATE EXPENDITURES AS A % OF BUDGET



EXPENDITURE HIGHLIGHTS

YEAR-TO-DATE EXPENDITURES AS A % OF BUDGET DETAIL



EXPENDITURE OVERVIEW

Using the straight-line method, CMAP's expenses for the month of May should trend towards 92% of budget. As of May 2022, the agency has expended 68.2% of its budget. The four highest categories of expenditures for the fiscal year-to-date are personnel at 78.9%, operating at 65.7%, contractual services at 67.0%, and occupancy at 89.4%. Personnel expenses along with contractual services continue to lag behind expectations. The largest contributor to below trending expenses is staff recruitment and turnover. Similar to employers throughout the country, the agency is contending with the "Great Resignation" and a competitive job market. The agency is experiencing greater than 15% turnover as compared to a historical average turnover of around 10%. It is also increasingly challenging to recruit and maintain talent in this highly competitive market. This also has a direct impact on consultant service expenditures as staff are required to manage consultant-led projects. Consulting services were 63.3% fiscal year-to-date. In addition, the agency has paused its project management implementation project until a new Director of Strategic Alignment can be hired that would be responsible for managing this process. Implementation of project management will be a critical component to effectively managing projects going forward.

The first table "Expenditures" provides expenditures for the six categories that make up the agency's budget. The second table reflects the highest four sub-categories in CMAP's budget. Consulting and Professional Services are under the Contractual Expense Category and Training & Education and Travel Expenses are under the Operating Expense Category. For definition of the six categories that comprise the CMAP budget, see below.

CMAP Expenses Categories

Personnel expenses for salaries and wages provided for all persons employed by CMAP are included in this category. Leave hours taken such as vacation, sick, personal days, parental and family & medical leaves are included in this category.

Commodities are supplies, materials and articles which are consumed during their use or are materially altered when used. These items have a unit cost under \$3,000.00, a limited life, and are not subject to depreciation.

Contractual Services are expenditures for contracted services performed by non-employees which are required by a division or the board in the execution of its assigned function.

General Operating expenses include payments for services provided to CMAP in the normal operations of a business. These include postage, meeting expenses, memberships, conferences, etc. Employee travel reimbursements are also under this expenditure category including both in-region and out-of-region travel and related related training expenses.

Occupancy expenses are rent/office maintenance expenses which include payment of utility costs, office lease, real estate taxes, telephone charges, monthly parking fees related to the leases, and office maintenance provided by the building operations. This would include all costs paid by CMAP to occupy the physical office space.

Capital expenses include payments for the acquisition, replacement, or substantial increase in value of assets which are not expendable in first use, with a life expectancy exceeding one year, subject to depreciation and with a unit cost greater than \$3,000.00.

Notes:

As of 05/31/2022, 92% of the fiscal year is complete. See orange trend line on YTD Expenditures as a % of year complete.

CHICAGO METROPOLITAN AGENCY FOR PLANNING
MONTHLY SUMMARY REPORT
05/31/2022

	<u>Received/ Expended To Date</u>	<u>FY 2022 Budget</u>	<u>Remaining Balance</u>	<u>% of Budget</u>
OPERATIONAL				
REVENUES				
By Program				
Federal	\$ 11,932,088	\$ 15,034,450	\$ 3,102,362	79.4%
Federal Carry Forward	835,872	1,739,575	903,703	48.1%
Statewide Research & Local Planning	887,648	1,928,686	1,041,038	46.0%
IDOT	3,303,375	4,216,152	912,777	78.4%
IEPA	82,491	118,594	36,103	69.6%
HUD	3,671	3,246	(425)	100.0%
Other Public Agencies	305,700	240,191	(65,508)	127.3%
Foundations and Non-Public Agencies	187,940	240,575	52,636	78.1%
Contributions	745,623	887,486	141,863	84.0%
Miscellaneous	7,863	32,500	24,637	24.2%
Total Revenues	<u>\$ 18,292,270</u>	<u>\$ 24,441,456</u>	<u>\$ 6,149,186</u>	<u>74.8%</u>

EXPENDITURES				
By Category				
Personnel	\$ 10,162,179	\$ 12,883,594	\$ 2,721,415	78.9%
Commodities	384,903	531,796	146,893	72.4%
Contractual Services	4,530,956	6,766,601	2,235,645	67.0%
Operating Expenses	431,666	657,506	225,840	65.7%
Occupancy Expenses	1,753,104	1,960,476	207,372	89.4%
Capital Outlay	155,621	92,740	(62,881)	167.8%
Total Expenditures	<u>\$ 17,418,429</u>	<u>\$ 22,892,713</u>	<u>\$ 5,474,284</u>	<u>76.1%</u>

NON-OPERATIONAL

REVENUE				
Pass-Through	\$ 1,287,938	\$ 1,988,300	\$ 700,362	64.8%
Council of Mayors	1,047,771	1,526,019	478,248	68.7%
CMAP Match	-	25,000	25,000	0.0%
In-Kind Services	605,051	938,580	333,529	64.5%
Total, Non-Operations Revenues	<u>\$ 2,940,759</u>	<u>\$ 4,477,899</u>	<u>\$ 1,537,140</u>	<u>65.7%</u>

EXPENDITURES				
Pass-Through	\$ 1,287,938	\$ 2,228,300	\$ 940,362	57.8%
Council of Mayors	1,047,771	1,526,019	478,248	68.7%
CMAP Match	6,224	25,000	18,776	24.9%
In-Kind Services	605,051	938,580	333,529	64.5%
Applied Overhead	-	2,655,884	2,655,884	0.0%
Total, Non-Operations Expenditures	<u>\$ 2,946,983</u>	<u>\$ 7,373,783</u>	<u>\$ 4,426,800</u>	<u>40.0%</u>

CHICAGO METROPOLITAN AGENCY FOR PLANNING

MONTHLY CASH REPORT

AS OF MAY 31, 2022

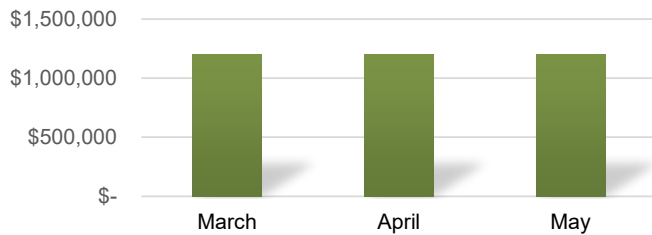
BMO HARRIS CHECKING



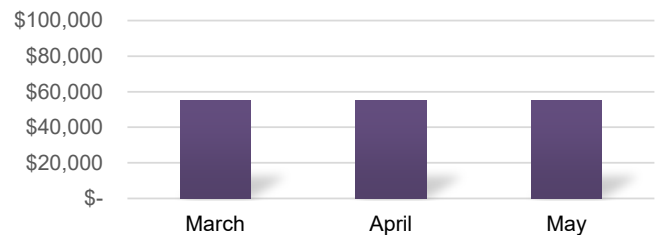
BMO HARRIS GENERAL INVESTMENT



BMO HARRIS CD



BMO HARRIS PDP



MONTHLY CASH OVERVIEW

What caused the change in balance for each of the cash accounts?

BMO Harris Checking Account: Wire transfers of \$1.9 million from the General Investment account funded operating activities for the month of May. Operating activities were comprised of \$733 thousand in personnel related costs, and \$1.3 million in payables.

BMO Harris General Investment Account: Wire transfers of \$96 thousand resulting from monthly revenue activity partially funded \$1.9 million in transfers to the Checking account for the month of May.

BMO Harris CD: No activity has occurred in this account during FY2022.

BMO Harris Peters Fellowship: Monthly interest was the only activity in this account during FY2022.

Are we meeting our Federal reserve commitment of \$5,000,000 as outlined in the agency's 2018 MPO Certification?

The agency's cash balance fluctuates throughout the year since the funding is mainly on a reimbursement basis. Annually, the cash level during June and July is at its lowest point. This is due to the State's and the agency's fiscal year end close. Therefore, 2nd and 3rd quarter cashflow is in line with this requirement. 1st and 4th quarter cashflow are more impacted by the fiscal year-end close-out process. This reserve commitment includes the \$1.2 million CD the agency holds as a security deposit with the OPO landlord.

11530	5/2/2022	Blue Cross Blue Shield of Illinois	5/22 Retirees health	\$109,483.93
11531	5/2/2022	Vision Service Plan (IL)	5/22 Vision - COBRA	\$1,042.56
11533	5/5/2022	The Delta Institute	3/10-3/30 Butterfield planning	\$950.00
11534	5/5/2022	Design Workshop Inc	3/1-3/31 Sugar Grove Comp Pln	\$19,255.26
11535	5/5/2022	Geosyntec Consultants	3/22 Ind Creek Watershed Plan	\$328.00
11536	5/5/2022	Health Care Cost Management Inc	5/6/22 Flex spending contrib	\$2,251.06
11537	5/5/2022	Inc. Jacobs Engineering Group	PAO A Flossmoor Local Road	\$1,211.32
11538	5/5/2022	US Bank HSA	5/6/22 HSA EE Contribution	\$1,878.25
11539	5/5/2022	Will County Governmental League	WCGL Reception - G. Smith	\$60.00
11540	5/5/2022	Comcast	4/11-5/10/22 service	\$78.67
11541	5/12/2022	AECOM Technical Services Inc	FY22 Mobility Recovery Project	\$46,618.39
11542	5/12/2022	Aflac	4/22 Aflac PR WH	\$362.04
11543	5/12/2022	Applied Pavement Technology Inc	3/1-3/31 Pavement Service	\$3,245.00
11544	5/12/2022	Village of Bedford Park	3/1-3/31/22 Southwest COM	\$7,272.50
11545	5/12/2022	DUSTIN CALLIARI	IIPD Master Plan Travel	\$29.02
11546	5/12/2022	CDW Government Inc	HP StoreOnce Storage Support	\$26,797.34
11547	5/12/2022	City of Chicago Department of Transportation	CDOT - Streeterville TDM Plan	\$31,163.30
11548	5/12/2022	Cogent Communications Inc	5/22 Internet	\$2,172.00
11549	5/12/2022	MICHAEL J COLLINS	4/29/22 NIU Naperville Travel	\$37.44
11550	5/12/2022	DANIEL LEE COMEAUX	FY22 Dues - APA	\$3,221.28
11551	5/12/2022	Creative Financial Staffing LLC	HR temp help	\$3,555.75
11552	5/12/2022	The Delta Institute	PAO A FY22 Planning Generalist	\$950.00
11553	5/12/2022	DuPage Mayors & Managers Conference	7/21-9/21 DuPage MMC	\$25,524.06
11554	5/12/2022	AUSTEN O. EDWARDS	APA Professional Membership	\$3,169.47
11555	5/12/2022	First Communications LLC	4/22 Telephone	\$363.85
11556	5/12/2022	JANE GROVER	4/27 Justice to Evanston Travel	\$302.82
11557	5/12/2022	HDR Engineering Inc	PAO C 2/27-3/29 Graphic Design	\$874.95
11558	5/12/2022	ICF Incorporated LLC	1/29-3/31/22 GHG inventory	\$24,424.81
11559	5/12/2022	JAEMI JACKSON	APA National Conference Reg	\$2,963.44
11560	5/12/2022	Kane County Division of Transportation	3/1-3/31/22 Kane-Kendall COM	\$23,202.46
11561	5/12/2022	DIANA MARTINEZ	5/4-5/5/22 Data Workshop	\$659.47
11562	5/12/2022	Muse Community Design LLC	3/3-3/31/22 Equity Guidebook	\$2,875.00
11563	5/12/2022	COLE R NEDER	3/11-5/7 Lansing/Oswego Travel	\$172.46
11564	5/12/2022	Northwest Municipal Conference	3/1-3/31/22 NWMC	\$15,696.42
11565	5/12/2022	Optum Bank	1-3/22 HSA account fees	\$185.25
11566	5/12/2022	RUSSELL PIETROWIAK	4/22-4/26 NW IDOT meet travel	\$98.28
11567	5/12/2022	South Suburban Mayors & Managers Association	1/1-1/31/22 SSMMA	\$47,115.89
11568	5/12/2022	BLANCA VELA-SCHNEIDER	Breakroom supplies	\$161.02
11619	5/16/2022	UPS	5/4/22 Shipping	\$23.09
11569	5/17/2022	ComEd	4/1-5/2/22 Electricity	\$1,429.96
11594	5/19/2022	AECOM Technical Services Inc	FY22 Mobility Recovery Project	\$43,160.00
11595	5/19/2022	ERIN L ALEMAN	3/21-5/5/22 travel exp	\$235.72
11596	5/19/2022	Aon Consulting Inc	Pay Equity Analysis	\$20,000.00
11597	5/19/2022	MICHAEL BROWN	APA National Conf Travel	\$2,175.46
11598	5/19/2022	Chicago Transit Authority	3/1-3/31/22 CTA Operations	\$57,384.01
11599	5/19/2022	Creative Financial Staffing LLC	HR temp help	\$10,398.83
11600	5/19/2022	DuPage Mayors & Managers Conference	DuPage MMC	\$49,521.19
11601	5/19/2022	ELIZABETH G GINSBERG	registration for APA national	\$3,134.79
11602	5/19/2022	Health Care Cost Management Inc	5/20/22 Flex Spending Contrib	\$2,251.06
11603	5/19/2022	HR Source	Annual Agency Membership Dues	\$1,465.00
11604	5/19/2022	HOLLY L HUDSON	Registration fee for Fox River	\$151.50
11605	5/19/2022	Inc. Jacobs Engineering Group	A12 PAO F Thornton CIP	\$9,570.85
11606	5/19/2022	KeldairHR	3-6/22 hiring system upgrade	\$749.00
11607	5/19/2022	LaSalle Network	Reception Work 4/4-4/22	\$2,957.26
11608	5/19/2022	Diane McCoy	Policy Principal Design	\$650.00
11609	5/19/2022	MARTIN R MENNINGER	AMPO event travel expenses	\$975.44
11610	5/19/2022	Regional Transportation Authority	RTA Community Planning	\$26,705.11
11611	5/19/2022	ELIZABETH D. SCOTT	APA Professional Dues	\$250.00
11612	5/19/2022	RYAN THOMPTON	San Diego Conf Registration	\$3,484.24
11613	5/19/2022	Traffic Logix Corporation	Speed Tracker	\$8,051.00
11614	5/19/2022	US Bank HSA	5/20/22 HSA Deduction EE	\$1,878.25
11615	5/19/2022	Warehouse Direct	HP Plotter Ink Cartridge	\$104.69
11616	5/23/2022	CenturyLink	4/22 teleconferencing	\$48.83
11617	5/23/2022	Comcast	4/22 Internet	\$1,000.00
11618	5/24/2022	Blue Cross Blue Shield of Illinois	6/22 Retirees Health	\$110,464.83
11620	5/26/2022	601W Companies Chicago MT LLC	6/22 Office maintenance	\$159,331.73
11621	5/26/2022	ERIN L ALEMAN	CAGTC Lodging Travel	\$1,346.45
11622	5/26/2022	Baker Tilly Virchow Krause & Company LLP	Accounting services	\$17,310.00
11623	5/26/2022	CDW Government Inc	Lenovo P15s laptop	\$22,458.20
11624	5/26/2022	Clarity Partners LLC	4/1-4/30 Website dev/support	\$940.16
11625	5/26/2022	Creative Financial Staffing LLC	HR temp help	\$10,506.82
11626	5/26/2022	EBSCO	EBSCO Academic Subscriptions	\$18,600.00

11627	5/26/2022	EcolInteractive Inc	Integrated TIP database Year 2	\$14,321.92
11628	5/26/2022	Egret & Ox Planning LLC	FY22 Planning Generalist	\$775.00
11629	5/26/2022	GoTo Technologies USA Inc	GoToWebinar Standard	\$52.62
11630	5/26/2022	GovTempsUSA LLC	Interim HR Director	\$18,506.25
11631	5/26/2022	GRM Information Management Services of Chi	5/22 Offsite Storage	\$315.17
11632	5/26/2022	Interprenet Ltd	5/12/22 Spanish interpreter	\$452.65
11633	5/26/2022	Inc. Jacobs Engineering Group	PAO C Bellwood Safety Plan	\$11,576.33
11634	5/26/2022	KeldairHR	5/22-6/22 Job Posting Upgrade	\$749.00
11635	5/26/2022	LaSalle Network	Admin work 4/25-5/15	\$1,188.76
11636	5/26/2022	McHenry County Division of Transportation	McHenry COM	\$6,911.63
11637	5/26/2022	TIMOTHY D. MCMAHON	CAGTC Conf Travel	\$547.89
11638	5/26/2022	Omegabit LLC	4/1-4/30/22 Website hosting	\$6,909.95
11639	5/26/2022	Pace Suburban Bus Service	3/20-4/16/22 Pace Operations	\$5,801.76
11640	5/26/2022	SLG Innovation Inc	7/21-6/22 IT consulting	\$60,561.30
11641	5/26/2022	TierPoint LLC	Colocation services	\$6,447.06
11642	5/26/2022	TIP Strategies Inc	4/22 Post COVID-19 assessment	\$38,550.00
11643	5/26/2022	Urban Land Institute	4/13/22 Dev Discussion Panels	\$5,000.00
11644	5/26/2022	UrbanSim Inc	Land Use Model Annual Software	\$36,000.00
11645	5/26/2022	West Central Municipal Conference	North Central COM (WCMC)	\$9,640.22
11646	5/26/2022	Will County Governmental League	Will County Gov League	\$12,866.81
11647	5/26/2022	ANNA JANE WILLIAMS	5/13/22 NIU Naperville Travel	\$161.86
70018	5/26/2022	State Employee Retirement System of Illinois	4/22 SERS EE PR WH	\$22,286.15
11648	5/31/2022	BMO Harris Bank Master Card	Amazon - Directional Sign	\$5,523.69
WT	5/2/2022	WI Department of Revenue	State Income Taxes	\$754.25
WT	5/3/2022	Michigan Department of Revenue	State Income Taxes	\$179.00
WT	5/5/2022	Empower Financial Group	Deferred Comp Payroll Payment	\$15,487.91
DD	5/6/2022	State Disbursement Unit	PY Withholding	\$391.76
CR	5/9/2022	Return Settle	The Delta Institute	(\$950.00)
WT	5/11/2022	IL Department of Revenue	State Income Taxes	\$14,552.61
WT	5/11/2022	Internal Revenue Service	Federal Income Taxes	\$90,269.51
WT	5/11/2022	Michigan Department of Revenue	State Income Taxes	\$271.32
DR	5/13/2022	IMRF	Cash receipt for Retirees Insurance	\$64,988.93
WT	5/19/2022	Empower Financial Group	Deferred Comp Payroll Payment	\$15,724.27
DD	5/20/2022	State Disbursement Unit	PY Withholding	\$391.76
DD	5/23/2022	BMO Harris Bank	Bank Service Fee	\$699.49
WT	5/25/2022	Ventra	Employee Card loads	\$690.00
WT	5/25/2022	IL Department of Revenue	State Income Taxes	\$14,094.91
WT	5/25/2022	Internal Revenue Service	Federal Income Taxes	\$86,857.07
DD	5/6/2022	BMO Harris Bank	Payroll	\$211,787.56
DD	5/20/2022	BMO Harris Bank	Payroll	\$216,309.95
Total				\$1,996,112.55
Check				\$0.00